



US00D954292S

(12) **United States Design Patent** (10) **Patent No.:** **US D954,292 S**
Lyons (45) **Date of Patent:** **** Jun. 7, 2022**

(54) **HAND SANITIZER STATION**
(71) Applicant: **Rodney Lyons**, Grand Rapids, MI (US)
(72) Inventor: **Rodney Lyons**, Grand Rapids, MI (US)
(**) Term: **15 Years**
(21) Appl. No.: **29/754,785**
(22) Filed: **Oct. 14, 2020**
(51) **LOC (13) Cl.** **24-01**
(52) **U.S. Cl.**
USPC **D24/217**; D6/542
(58) **Field of Classification Search**
USPC D24/107, 209, 210, 216, 217, 218, 231,
D24/232, 234, 185; D32/1, 25;
D23/208, 367; D9/652; D6/512, 542
CPC ... A61L 2/025; A61L 2/07; A61L 2/10; A61L
2/18; A61L 2/24; A61L 2/26; A61L
2202/10; A61L 2202/11; A61L 2202/14;
A61L 2202/23; A61L 2202/24; A61L
2202/122; A61L 2202/182
See application file for complete search history.

(56) **References Cited**

U.S. PATENT DOCUMENTS

D81,618 S * 7/1930 Blunt D9/652
D544,071 S * 6/2007 Teuscher D23/234
D563,705 S * 3/2008 Binderbauer D6/542
D640,427 S * 6/2011 Lamparelli D32/1
D662,595 S * 6/2012 Swanek D24/185

D768,407 S * 10/2016 Patterson D6/545
D835,923 S * 12/2018 Buell D6/542
D859,995 S * 9/2019 Mai D9/652
2012/0024890 A1* 2/2012 Ota A61L 2/0088
222/608
2012/0187146 A1* 7/2012 Chopra A61L 2/16
222/23
2021/0308290 A1* 10/2021 Thorne A61L 2/0088

* cited by examiner

Primary Examiner — Anhdao Doan

(74) *Attorney, Agent, or Firm* — Oppenhuizen Law PLC;
David L. Oppenhuizen


(57) **CLAIM**

The ornamental design for a hand sanitizer station, as shown and described.

DESCRIPTION

FIG. 1 is a front perspective view of a hand sanitizer station showing the new design;
FIG. 2 is a bottom perspective view thereof;
FIG. 3 is a front view thereof;
FIG. 4 is a rear view thereof;
FIG. 5 is a right side view thereof;
FIG. 6 is a left side view thereof;
FIG. 7 is a top view thereof; and,
FIG. 8 is a bottom view thereof.
The dashed broken lines represent structure or features that form no part of the claimed design.

1 Claim, 8 Drawing Sheets






FIG. 1




FIG. 2




FIG. 3




FIG. 4



FIG. 5



FIG. 6

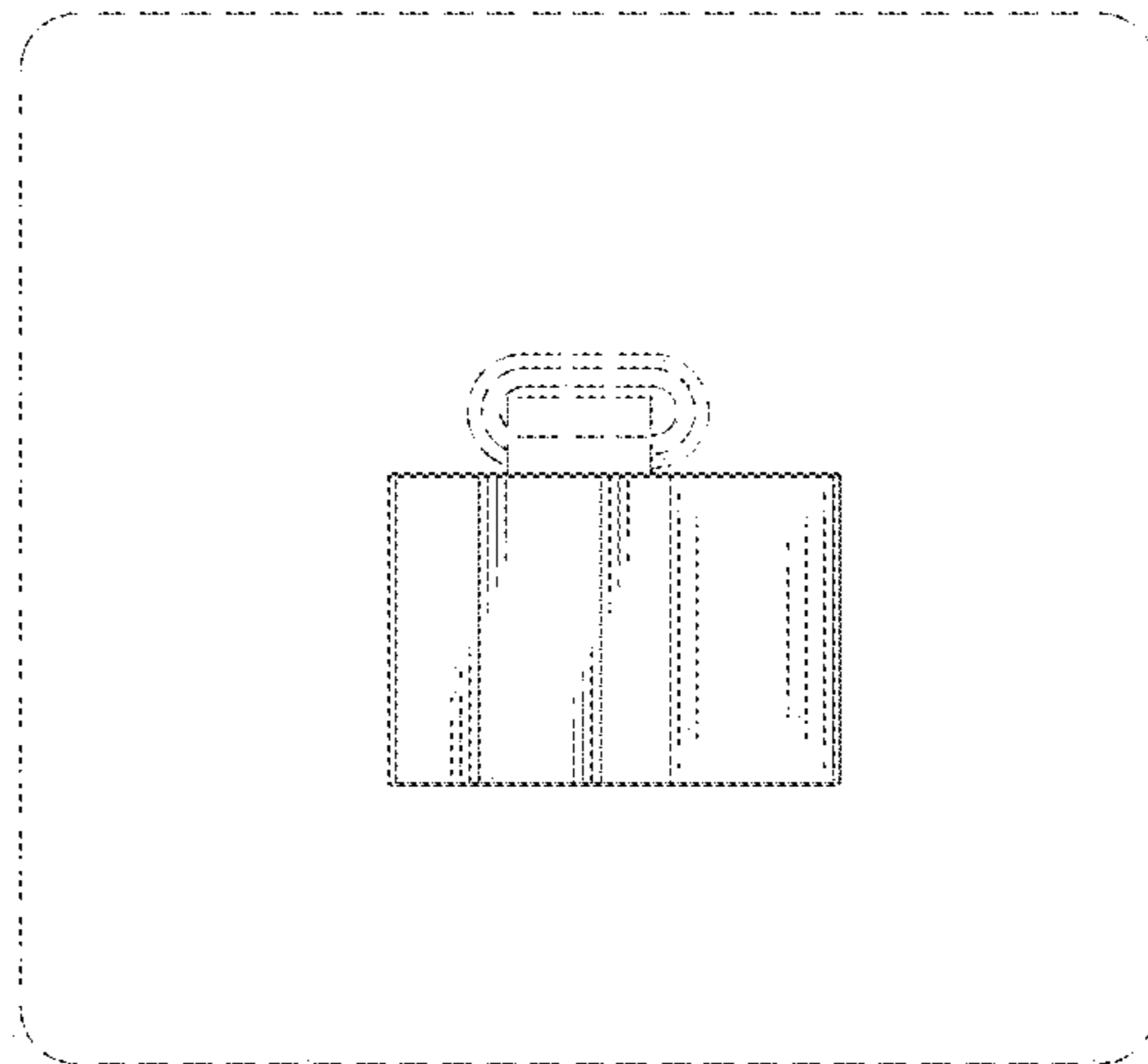


FIG. 7



FIG. 8