



US00D954282S

(12) **United States Design Patent**
Lee

(10) **Patent No.:** **US D954,282 S**
(45) **Date of Patent:** **** Jun. 7, 2022**

(54) **LIGHT IRRADIATOR**

(71) Applicant: **WELLSCARE CO., LTD**, Suwon-si (KR)

(72) Inventor: **Sungwon Lee**, Yongin-si (KR)

(73) Assignee: **WELLSCARE CO., LTD**, Suwon-si (KR)

(**) Term: **15 Years**

(21) Appl. No.: **29/760,046**

(22) Filed: **Nov. 27, 2020**

(51) **LOC (13) Cl.** **28-03**

(52) **U.S. Cl.**
USPC **D24/209**

(58) **Field of Classification Search**
USPC D24/107, 186, 158, 231, 200, 209, 210, D24/133, 214, 215; D26/37-39; D28/9
CPC A61N 5/062; A61N 5/0616; A61N 5/0614; A61N 5/0617; A61N 5/0618; A61N 5/0624; A61N 5/0627; A61N 5/0625; A61N 2005/0643; A61N 2005/0644; A61N 2005/0645; A61N 2005/0647; A61N 2005/0651; A61N 2005/0652; A61N 2005/0654; A61N 2005/0662; A61B 2018/00452; A61B 2018/1807

See application file for complete search history.

(56) **References Cited**

U.S. PATENT DOCUMENTS

D508,131 S * 8/2005 Kent D24/209
D607,574 S * 1/2010 de Buor D24/210

D614,771 S * 4/2010 Stead D24/158
D641,489 S * 7/2011 Hayton D24/209
D670,397 S * 11/2012 Ely D24/209
D840,106 S * 2/2019 Ouyang D28/58
D869,672 S * 12/2019 Beelte D24/209
D878,680 S * 3/2020 Ouyang D28/58
D886,310 S * 6/2020 Richardet D24/200
D927,763 S * 8/2021 Lee D26/93
2005/0182460 A1* 8/2005 Kent A61N 5/0616
607/88
2017/0172659 A1* 6/2017 Choi A61B 18/203
2020/0054891 A1* 2/2020 Park A61N 5/0603

* cited by examiner

Primary Examiner — Anhdao Doan

(74) *Attorney, Agent, or Firm* — Novick, Kim & Lee, PLLC; Sang Ho Lee; Hyun Woo Shin

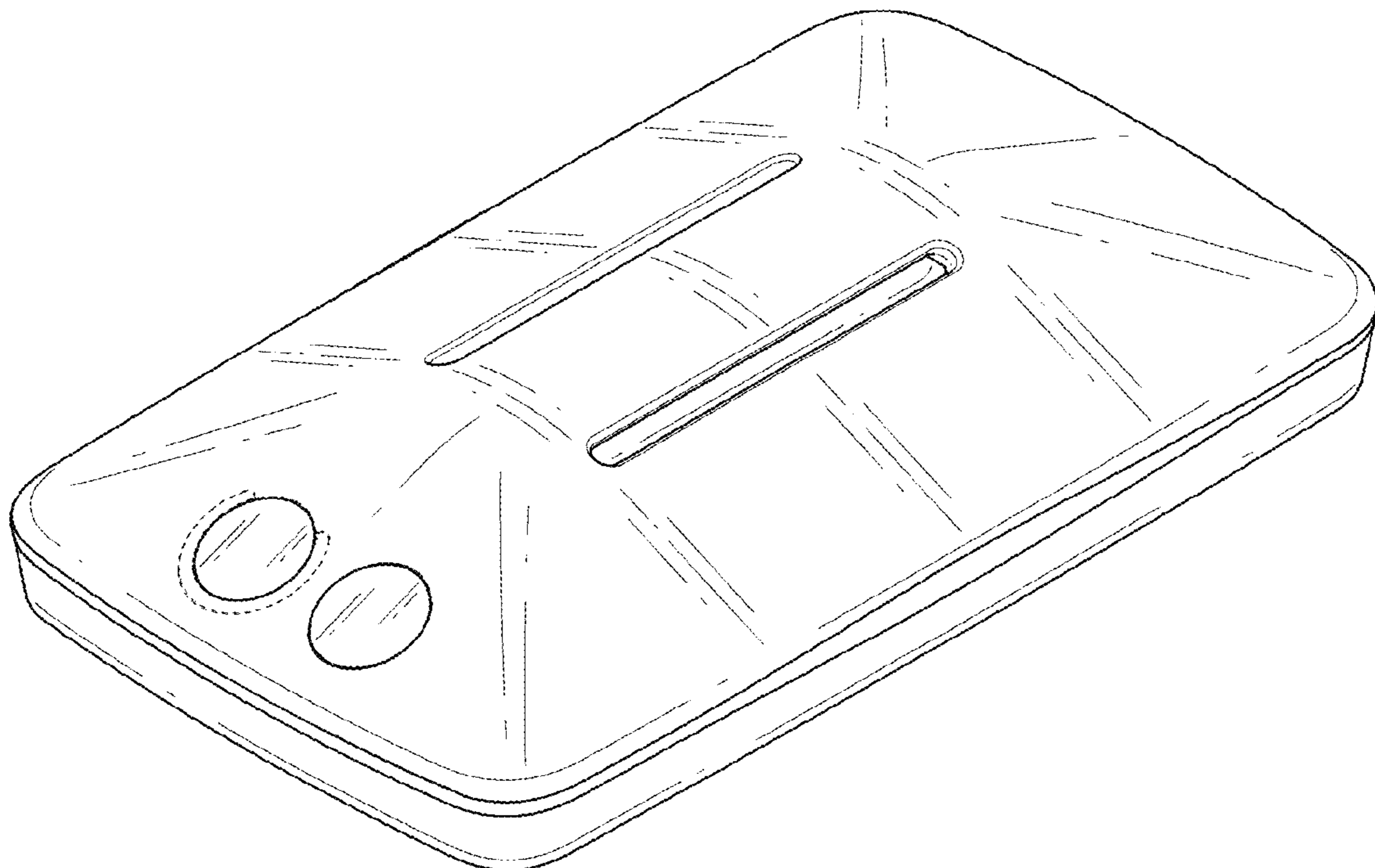
(57) **CLAIM**

I claim the ornamental design for a light irradiator, as shown and described.

DESCRIPTION

FIG. 1 is a perspective view of a light irradiator, showing my new design;
FIG. 2 is a front elevation view thereof;
FIG. 3 is a rear elevation view thereof;
FIG. 4 is a left side elevation view thereof;
FIG. 5 is a right side elevation view thereof;
FIG. 6 is a top plan view thereof; and,
FIG. 7 is a bottom plan view thereof.
The broken lines in the drawings depict portions of the light irradiator that form no part of the claimed design.

1 Claim, 5 Drawing Sheets



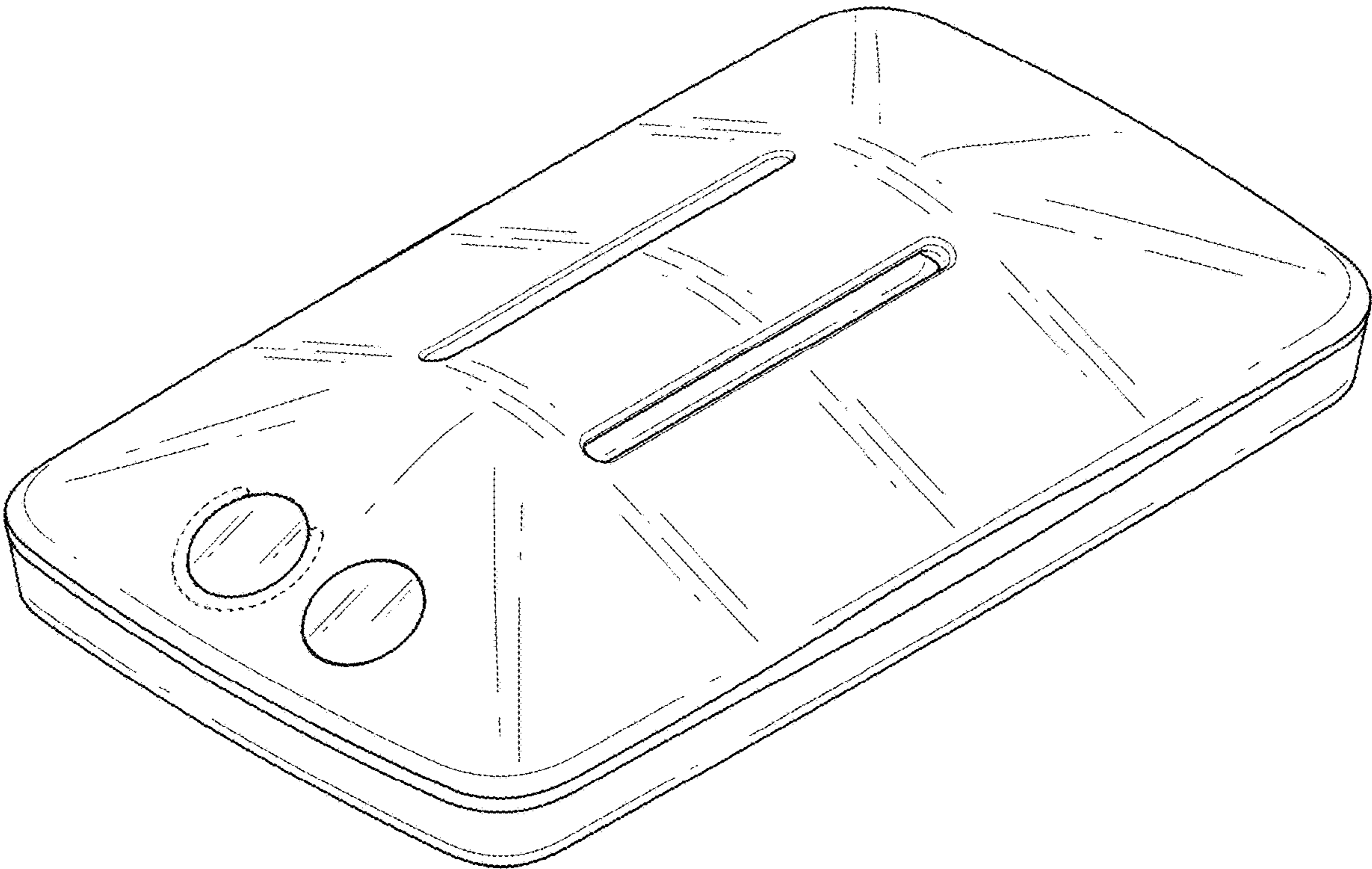


FIG. 1

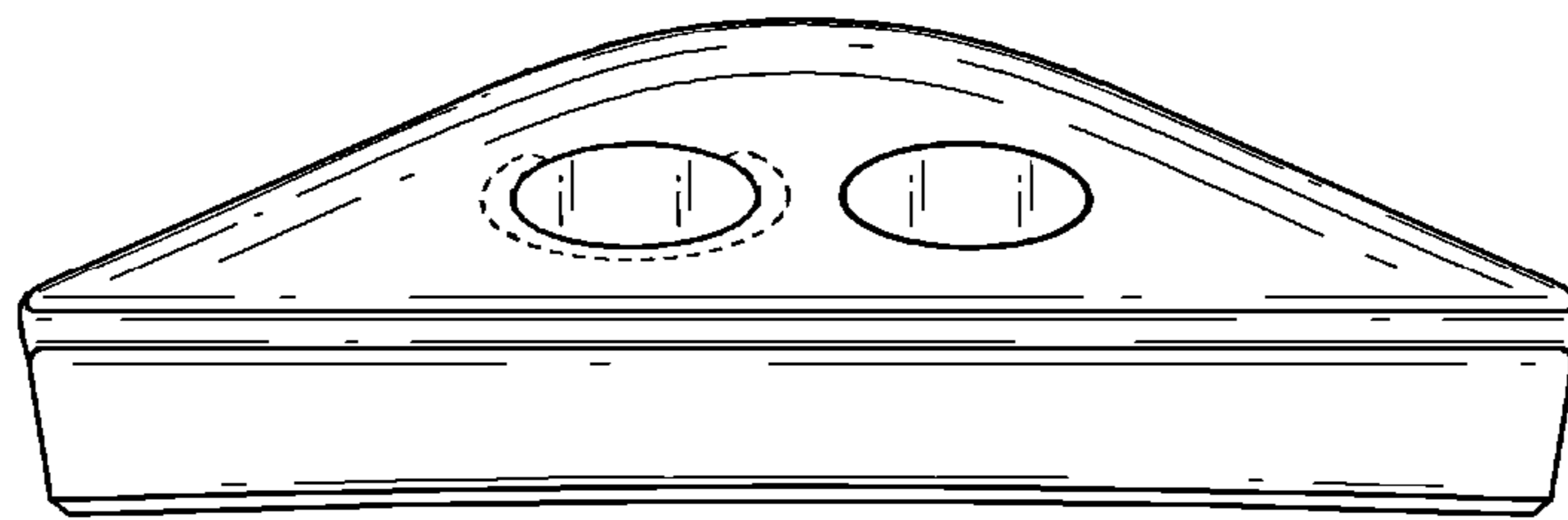


FIG. 2

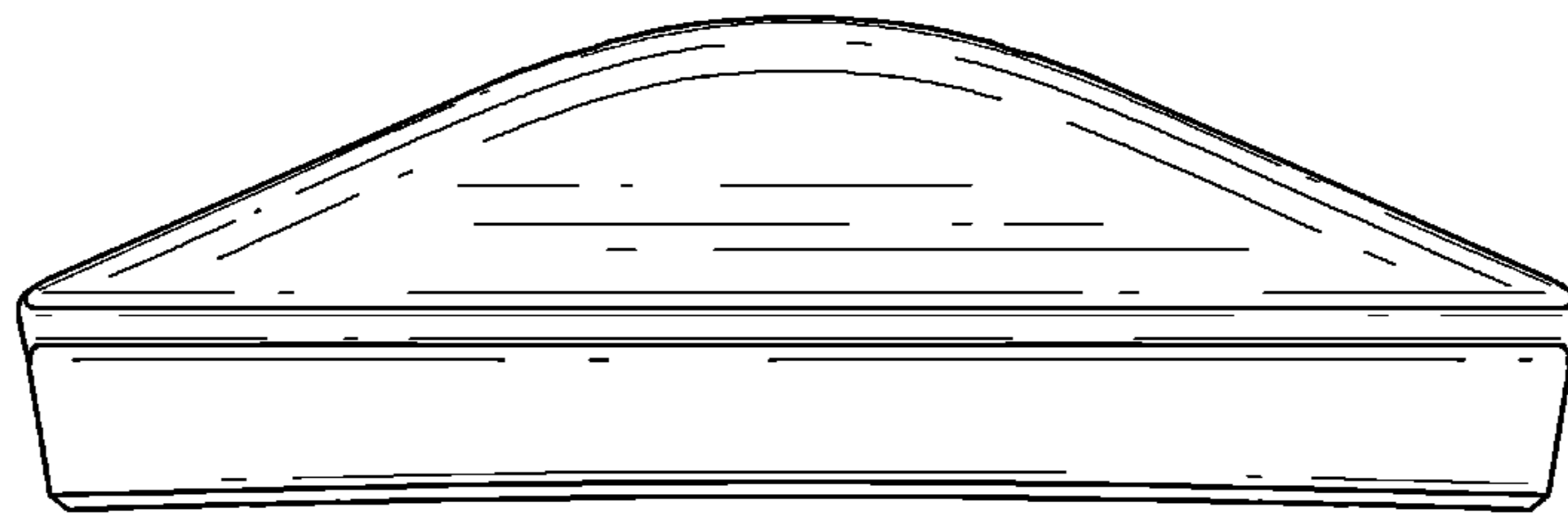


FIG. 3

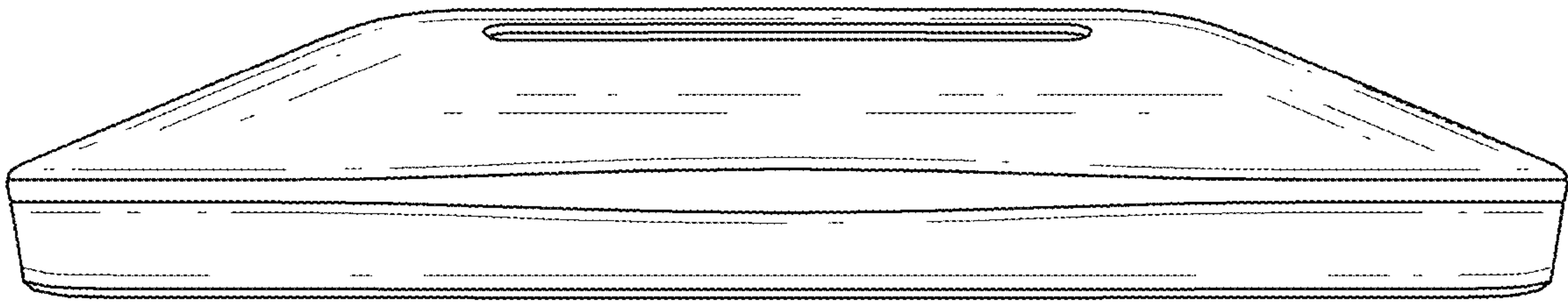


FIG. 4

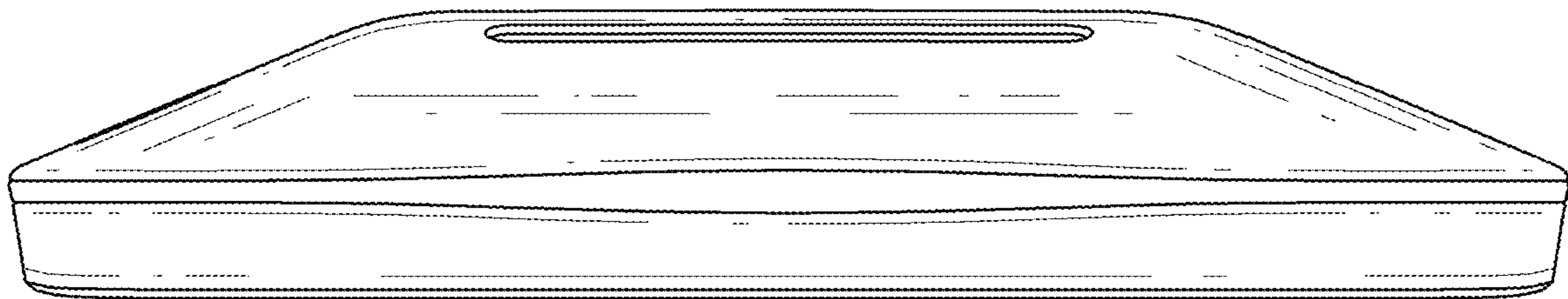


FIG. 5

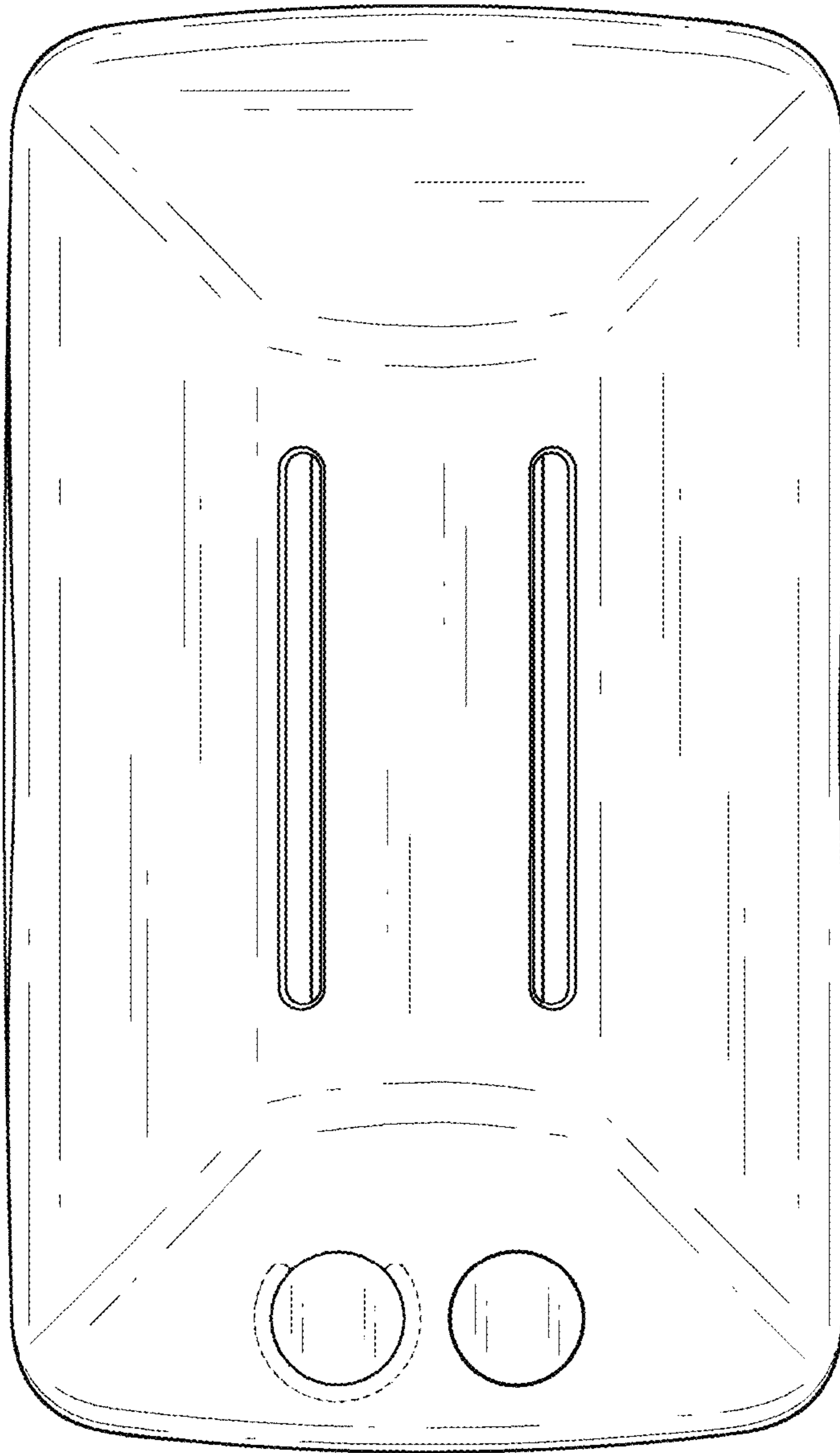


FIG. 6




FIG. 7