



US00D954274S

(12) **United States Design Patent** (10) **Patent No.:** **US D954,274 S**
Browne (45) **Date of Patent:** **** Jun. 7, 2022**

(54) **COLLAR** 7,041,073 B1 * 5/2006 Patron A61F 5/055
602/17
(71) Applicant: **ATP Concepts, LLC**, Eagan, MN (US) 7,048,705 B2 5/2006 Pillai
7,914,472 B2 3/2011 Powell et al.
(72) Inventor: **Damon Browne**, Pensacola, FL (US) 8,226,698 B2 7/2012 Edelman et al.
8,251,939 B2 8/2012 Aune et al.
(73) Assignee: **ATP CONCEPTS, LLC**, Eagan, MN D693,014 S * 11/2013 Chiang D24/191
(US) 8,734,372 B1 5/2014 Graham
8,920,351 B2 12/2014 Polliack et al.
9,289,320 B2 3/2016 Hollern
(**) Term: **15 Years** D754,864 S * 4/2016 Heath D24/191
10,512,559 B2 * 12/2019 Calco A61F 5/055
(21) Appl. No.: **29/699,325** (Continued)

(22) Filed: **Jul. 24, 2019**

Related U.S. Application Data

(63) Continuation-in-part of application No. PCT/US2019/015068, filed on Jan. 25, 2019.
(51) **LOC (13) Cl.** **24-02**
(52) **U.S. Cl.**
USPC **D24/191; D29/101.2**
(58) **Field of Classification Search**
USPC D24/188, 190, 191; D29/100, 101.2
CPC A47C 7/383; A47C 16/00; A47C 7/38;
A47C 20/026; A47C 1/036; A47C 7/72;
A61F 5/055; A61F 5/3707; A61F 2/3609;
A47G 9/10; A47G 9/1081; A47G
2009/1018
See application file for complete search history.

(56) **References Cited**

U.S. PATENT DOCUMENTS

3,397,688 A 8/1968 Gottfried
3,765,412 A 10/1973 Ommaya et al.
4,515,153 A * 5/1985 Calabrese A61F 5/055
128/DIG. 23
4,886,052 A 12/1989 Calabrese
D314,623 S * 2/1991 Calabrese D24/191
5,402,535 A 4/1995 Green
5,403,266 A 4/1995 Bragg et al.
5,752,927 A 5/1998 Rogachevsky

FOREIGN PATENT DOCUMENTS

DE 29613213 U1 10/1996

OTHER PUBLICATIONS

KIPO; International Preliminary Report on Patentability for International Patent Application No. PCT/US2019/015068 dated Aug. 6, 2020, 9 pages.
(Continued)

Primary Examiner — Jennifer L Watkins
(74) *Attorney, Agent, or Firm* — Christopher J. Knors;
Moore & Van Allen PLLC

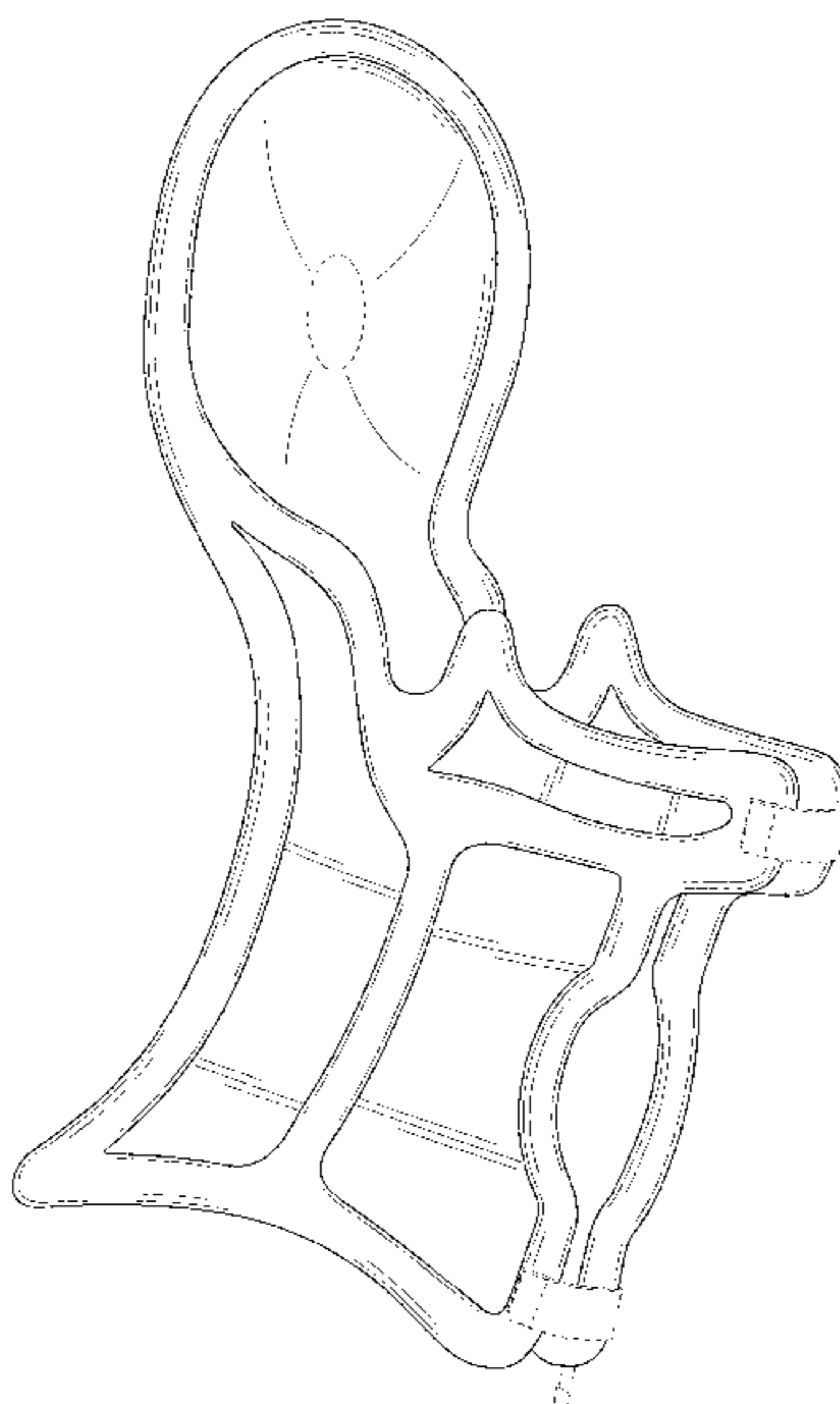
(57) **CLAIM**

I claim the ornamental design for a collar, as shown and described.

DESCRIPTION

FIG. 1 is a perspective view of a collar showing my new design;
FIG. 2 is a front view of the collar; and,
FIG. 3 is a side view of the collar, the opposite side being a mirror image thereof.
The broken lines depict portions of the collar and form no part of the claim.

1 Claim, 3 Drawing Sheets



(56)

References Cited

U.S. PATENT DOCUMENTS

D918,399 S * 5/2021 Lou D24/191
D939,094 S * 12/2021 Papp D24/191
D940,338 S * 1/2022 Alexandrescu D24/191
D940,961 S * 1/2022 Heath D29/101.2
2002/0123706 A1 9/2002 Browd
2003/0139694 A1 7/2003 Rugfelt et al.
2008/0060167 A1* 3/2008 Hammerslag A43B 5/16
24/68 SK
2010/0185130 A1* 7/2010 Rizo Patron A61F 5/055
602/18
2013/0276213 A1 10/2013 Olsson et al.

OTHER PUBLICATIONS

KIPO; International Search Report and Written Opinion for International Application No. PCT/US2019/015068 dated Apr. 25, 2019, 13 Pages.

* cited by examiner

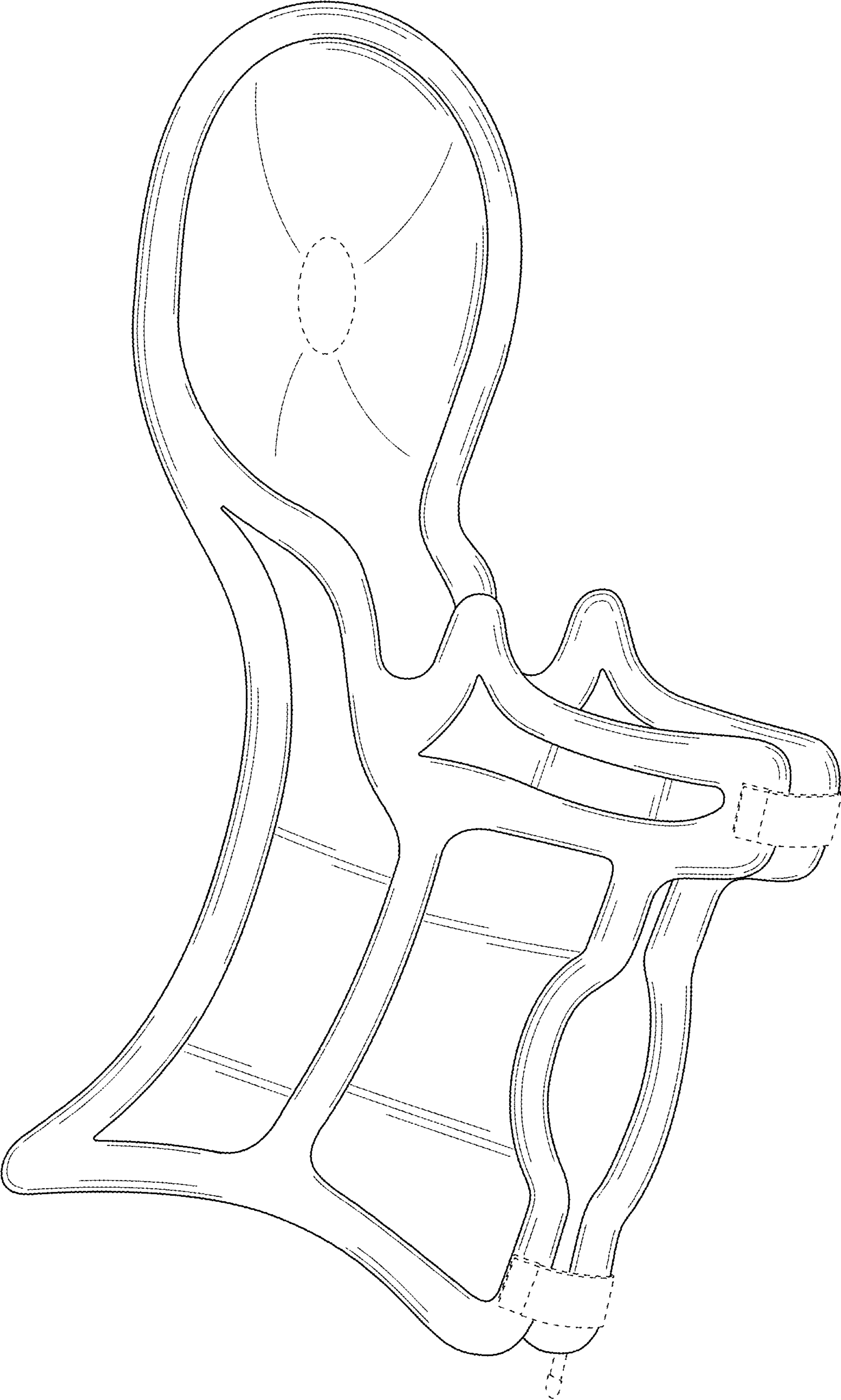


FIG. 1

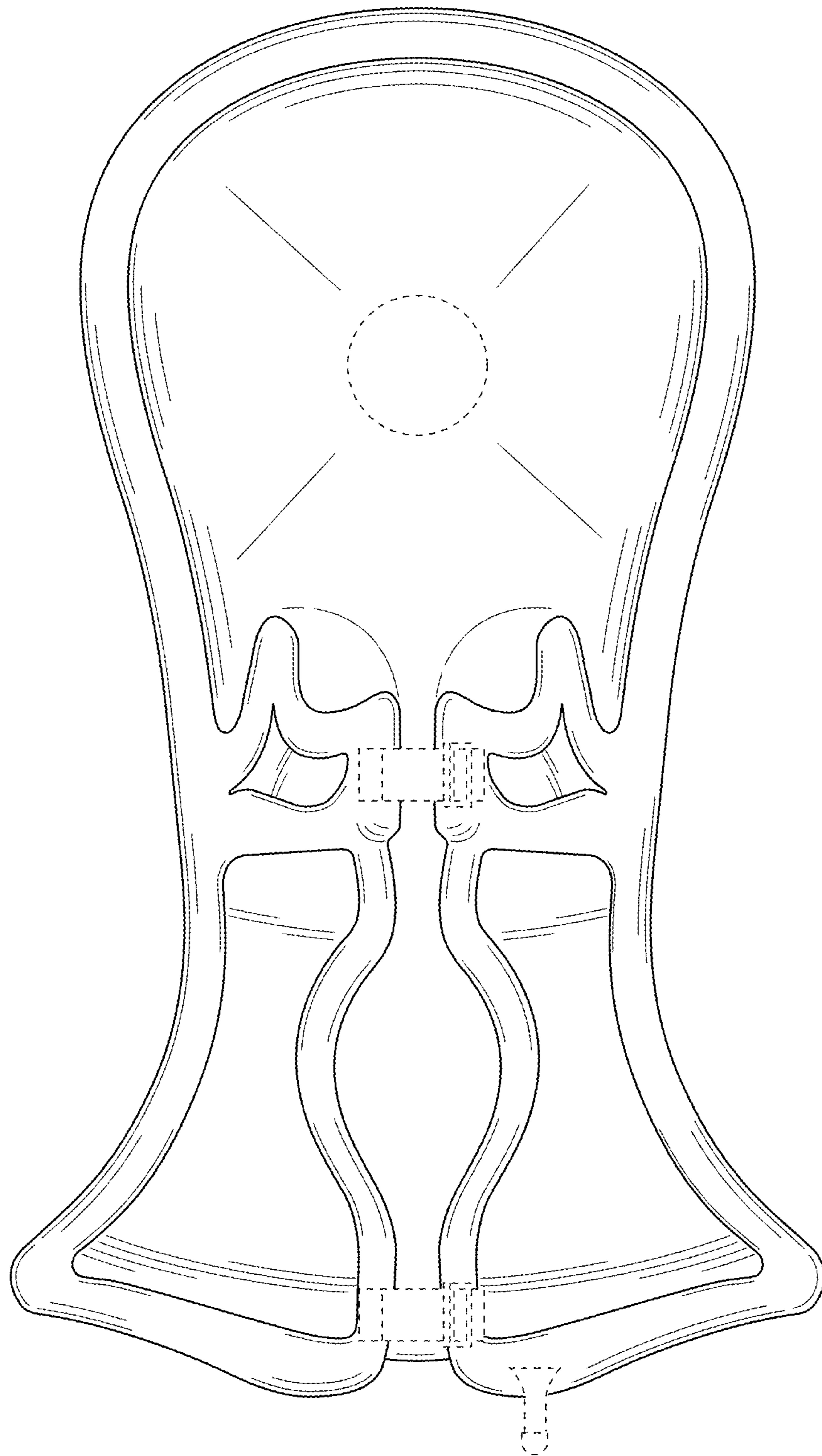


FIG. 2

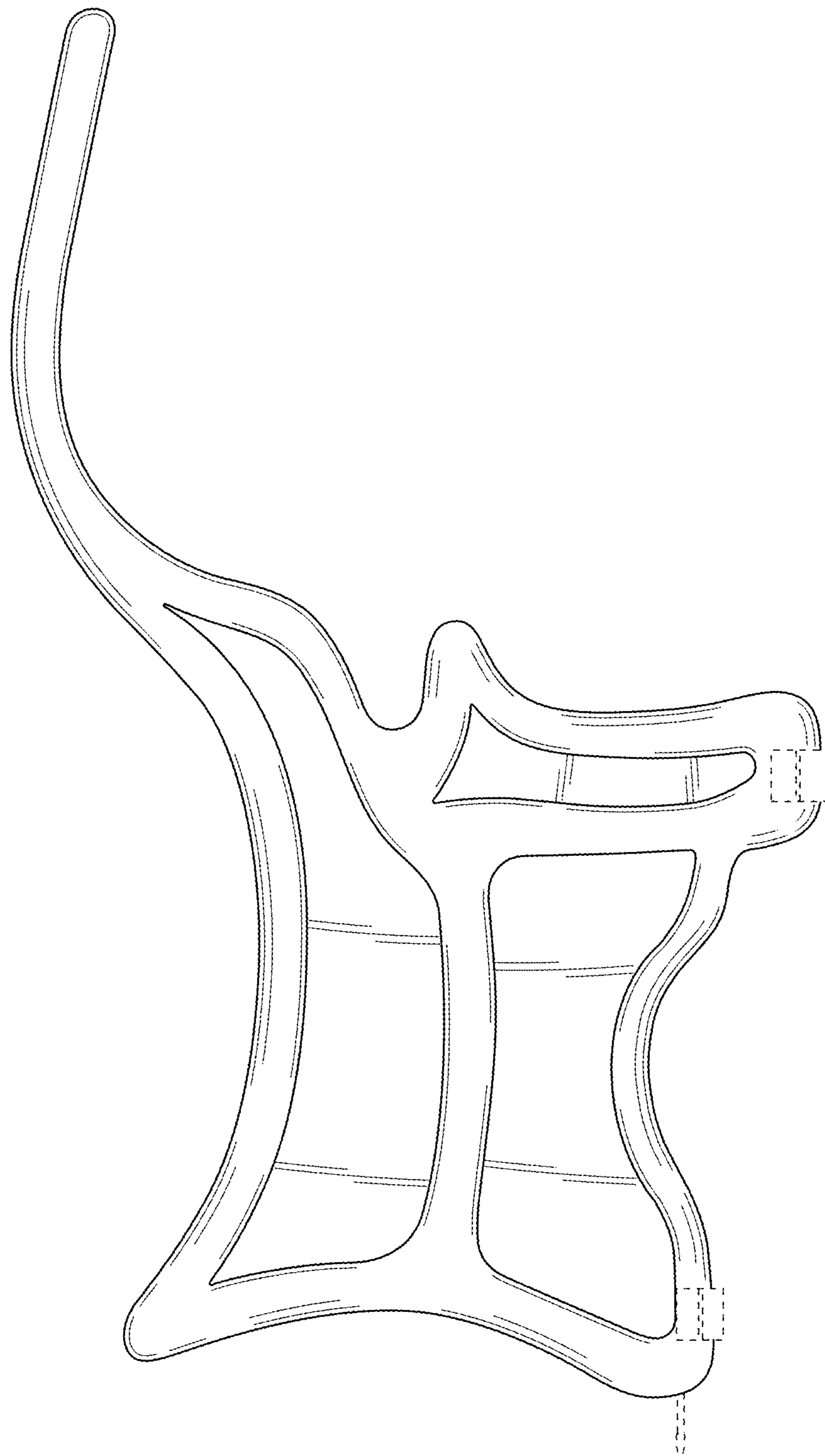


FIG. 3