



US00D954259S

(12) **United States Design Patent** (10) **Patent No.:** **US D954,259 S**
Fraser (45) **Date of Patent:** **** Jun. 7, 2022**

(54) **CATHETER HANDLE WITH SURFACE ORNAMENTATION**

(71) Applicant: **Baylis Medical Company Inc.,**
Montreal (CA)

(72) Inventor: **Geoffrey Fraser,** Toronto (CA)

(73) Assignee: **Baylis Medical Company Inc.,**
Mississauga (CA)

(**) Term: **15 Years**

(21) Appl. No.: **29/763,560**

(22) Filed: **Dec. 23, 2020**

(51) **LOC (13) Cl.** **24-02**

(52) **U.S. Cl.**
USPC **D24/130**

(58) **Field of Classification Search**
USPC D24/112-114, 108, 130, 127, 133, 186;
D14/489, 491; 606/181, 185; 604/264,
604/523-528, 272, 164.01-164.11, 187,
604/93.01; 600/101, 139, 143;
128/200.24, 207.14, 207.15
CPC A61M 25/00; A61M 39/00; A61M 27/00;
A61M 25/0043; A61M 25/0067; A61M
25/0097; A61F 2/958

See application file for complete search history.

(56) **References Cited**

U.S. PATENT DOCUMENTS

D525,981 S *	8/2006	Hally	D14/485
D545,836 S *	7/2007	Haldimann	D14/491
D547,233 S *	7/2007	Kelly	D11/95
D611,832 S *	3/2010	Champion	D9/600
D628,587 S *	12/2010	Vandeberghe	D14/491
D629,510 S *	12/2010	Grunhut	D24/127
D664,430 S *	7/2012	Kelly	D9/434
D683,754 S *	6/2013	Phelan	D14/489

D686,246 S *	7/2013	Gardner	D14/491
D706,824 S *	6/2014	Smith	D14/489
D708,083 S *	7/2014	Nardo	D10/102
D715,835 S *	10/2014	Montgomery	D14/491
D729,273 S *	5/2015	Mariet	D14/491
D735,755 S *	8/2015	Bray	D14/491
D757,737 S *	5/2016	Chaudhri	G06F 3/04817 D14/485
D764,544 S *	8/2016	Ward	D14/491
D775,232 S *	12/2016	Fleck	D14/495
D775,667 S *	1/2017	Vulk	D14/492
D778,317 S *	2/2017	Lee	D14/492
D781,711 S *	3/2017	Robinson	D9/547
D789,144 S *	6/2017	Prats	D7/358
D792,457 S *	7/2017	Huh	D14/489
D792,459 S *	7/2017	Lee	D14/491
D793,430 S *	8/2017	Huh	D14/489

(Continued)

Primary Examiner — David G Muller

(74) *Attorney, Agent, or Firm* — Samuel Tekie; Vincent Man; Glenn Arnold

(57) **CLAIM**

The ornamental design for a catheter handle with surface ornamentation, as shown and described.

DESCRIPTION

FIG. 1 is a rear top right perspective view of a catheter handle with surface ornamentation, showing our new design;

FIG. 2 is a front bottom left perspective view thereof;

FIG. 3 is a right side view thereof;

FIG. 4 is a left side view thereof;

FIG. 5 is a front side view thereof;

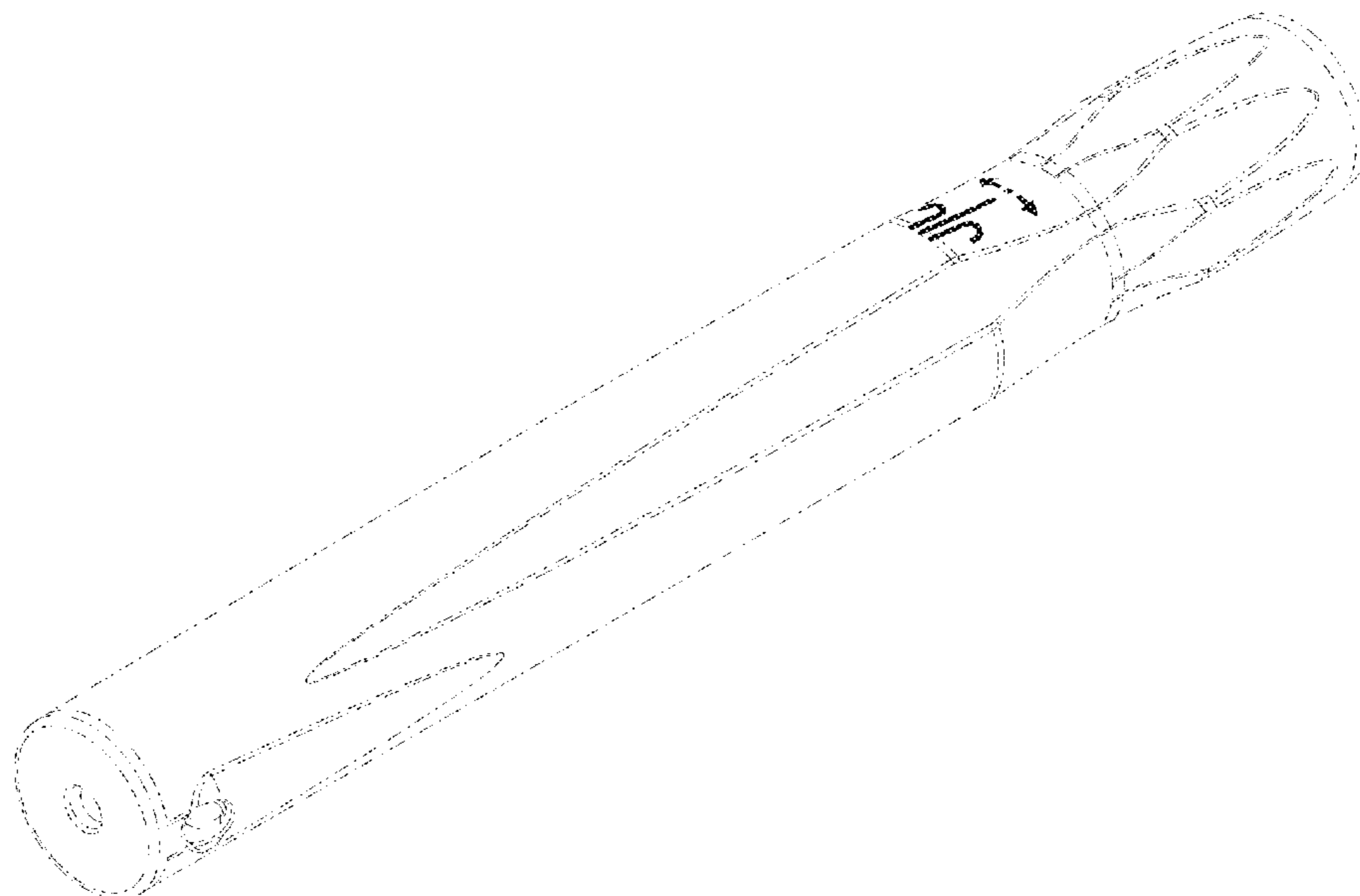
FIG. 6 is a rear side view thereof;

FIG. 7 is a top side view thereof; and,

FIG. 8 is a bottom side view thereof.

The broken lines in the drawing show structure illustrating the design in an environment of use. The broken lines form no part of the claimed design.

1 Claim, 5 Drawing Sheets



(56)

References Cited

U.S. PATENT DOCUMENTS

D793,434	S	*	8/2017	Mustonen	D14/489
D793,439	S	*	8/2017	MacLean	D14/491
D804,524	S	*	12/2017	Zin	D14/489
D816,115	S	*	4/2018	Kwon	D14/492
D816,713	S	*	5/2018	Kang	D14/491
D817,180	S	*	5/2018	Veyssiere	D20/23
D818,576	S	*	5/2018	Melendez	D24/119
D819,694	S	*	6/2018	Kim	D14/492
D820,133	S	*	6/2018	Pena	D10/94
D822,063	S	*	7/2018	Maibach	D14/492
D823,859	S	*	7/2018	Boyd	D14/485
D823,893	S	*	7/2018	Sepulveda	D14/492
D825,710	S	*	8/2018	Kallenberger	D22/122
D826,258	S	*	8/2018	Silva	D14/489
D826,980	S	*	8/2018	Baber	D14/491
D828,390	S	*	9/2018	Pinzon Garcia	D14/489
D828,392	S	*	9/2018	Lee	D14/489
D829,762	S	*	10/2018	Kwak	D14/491
D829,766	S	*	10/2018	Brabrand	D14/490
D841,053	S	*	2/2019	Goettle	D14/492
D849,052	S	*	5/2019	Niven	D14/491
D851,104	S	*	6/2019	Akana	D14/485
D852,845	S	*	7/2019	Lee	D14/492

* cited by examiner




FIG. 1

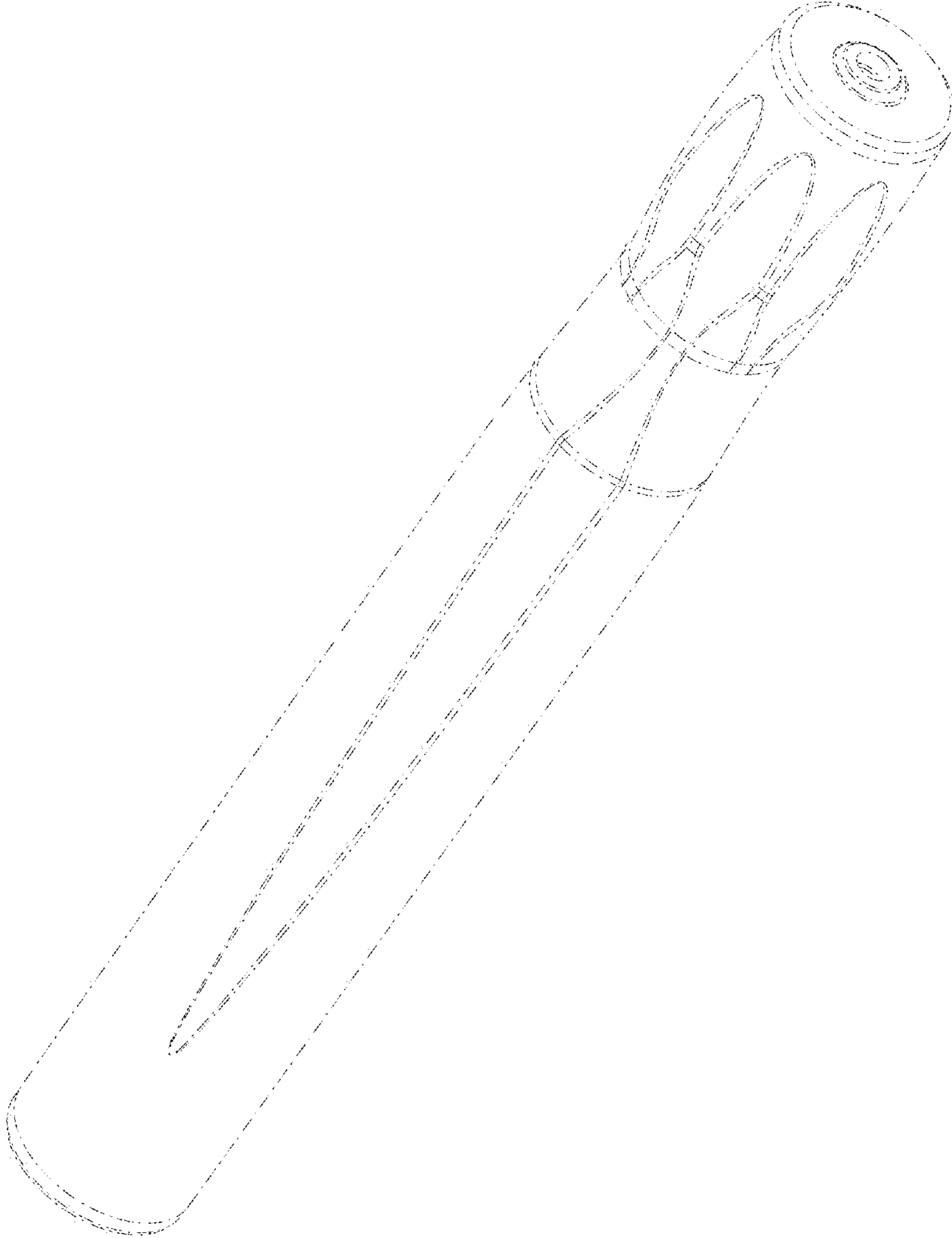


FIG. 2

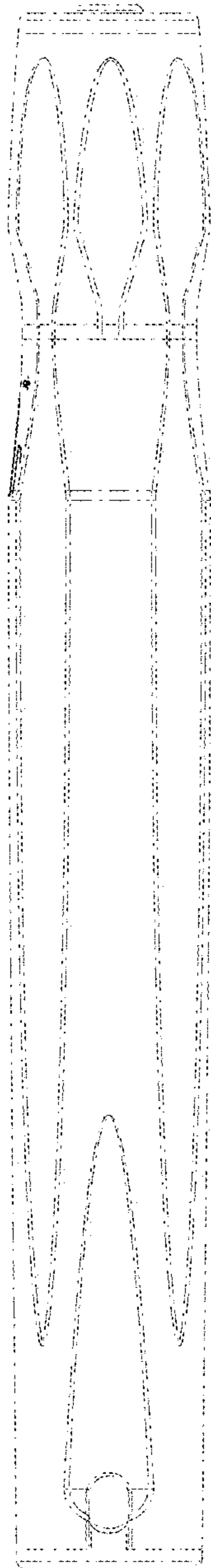


FIG. 3

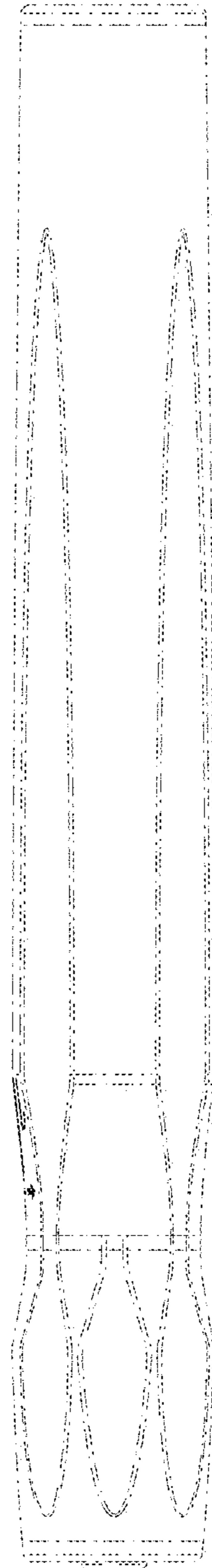


FIG. 4

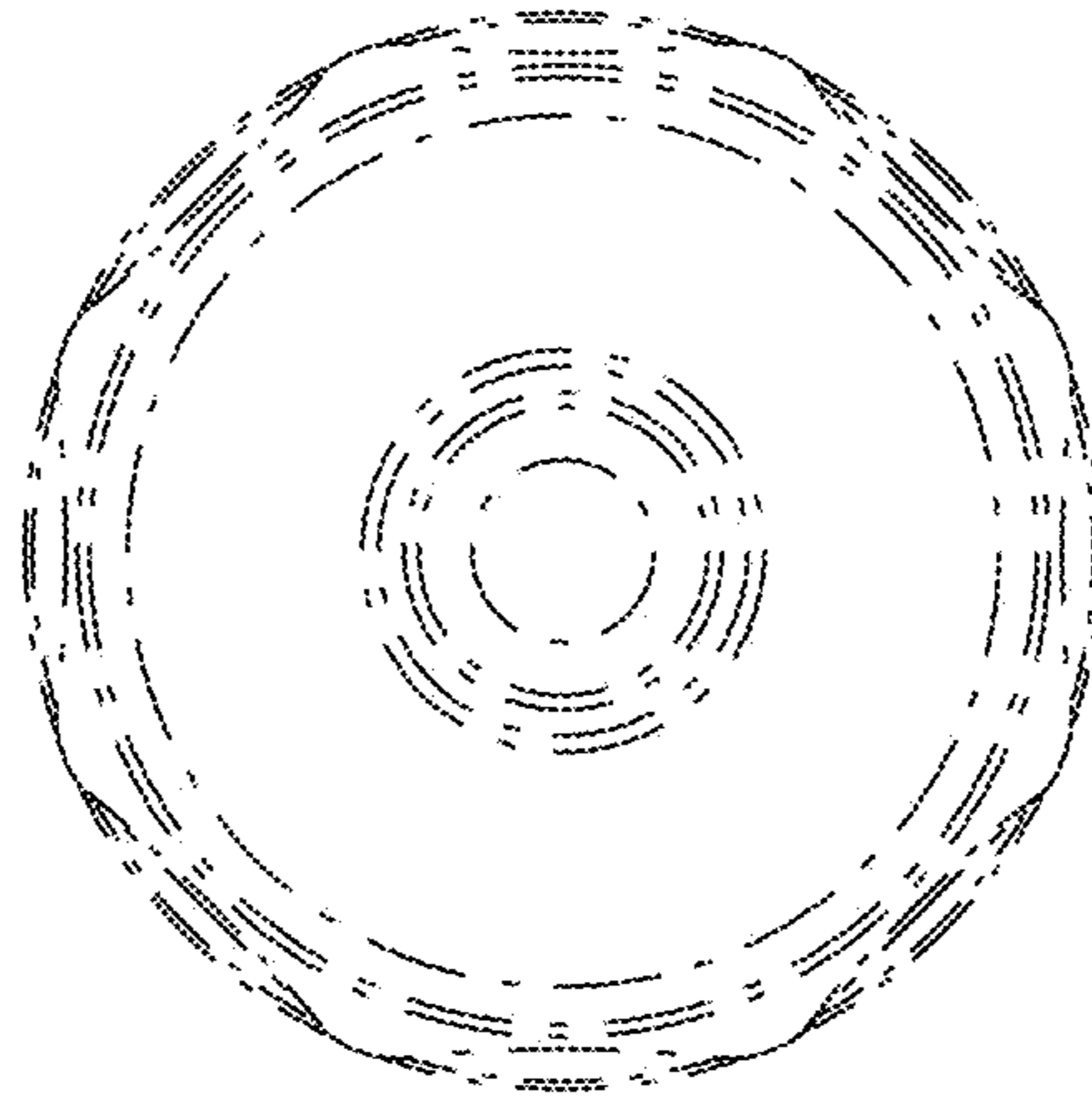


FIG. 5

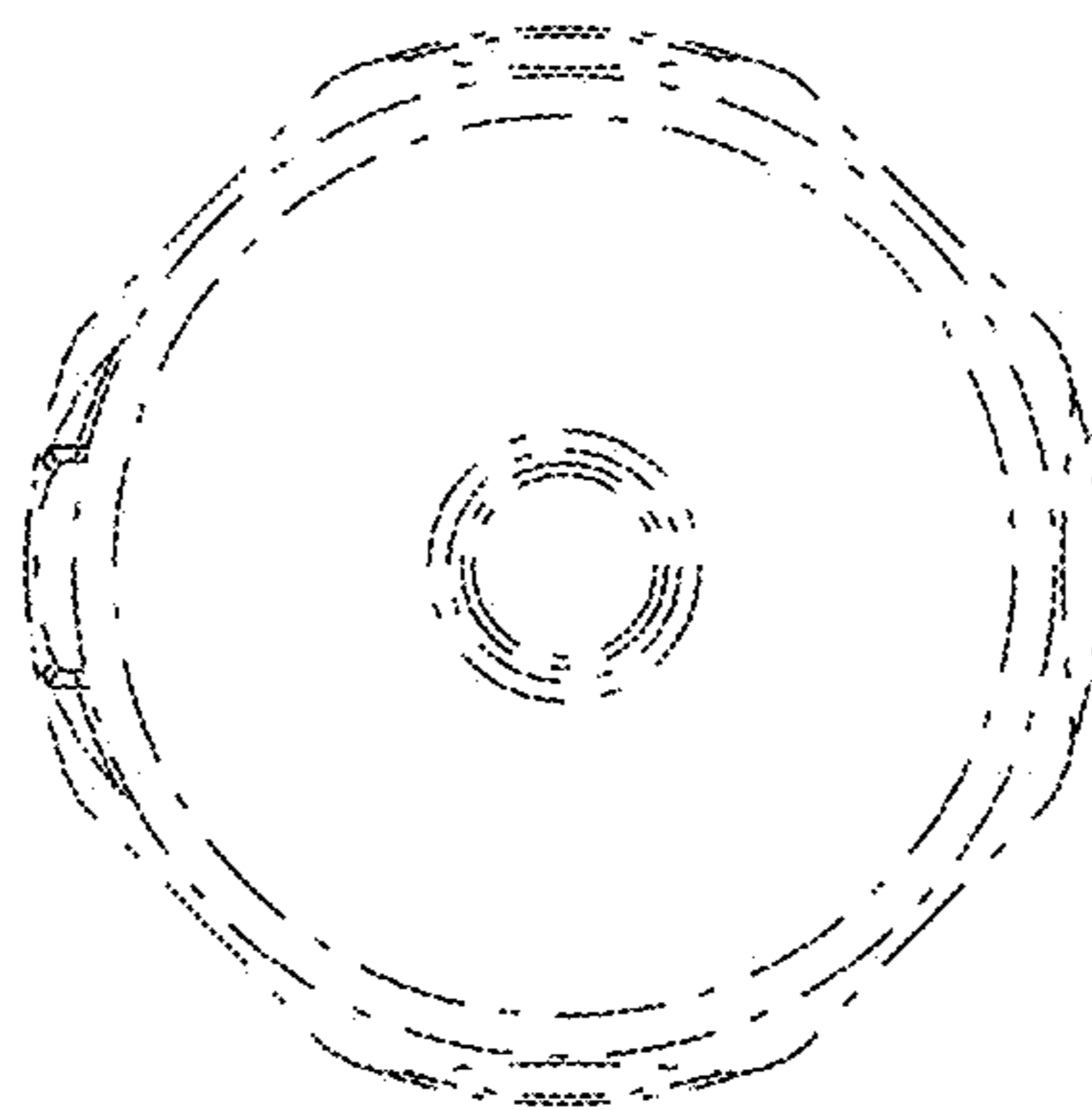


FIG. 6

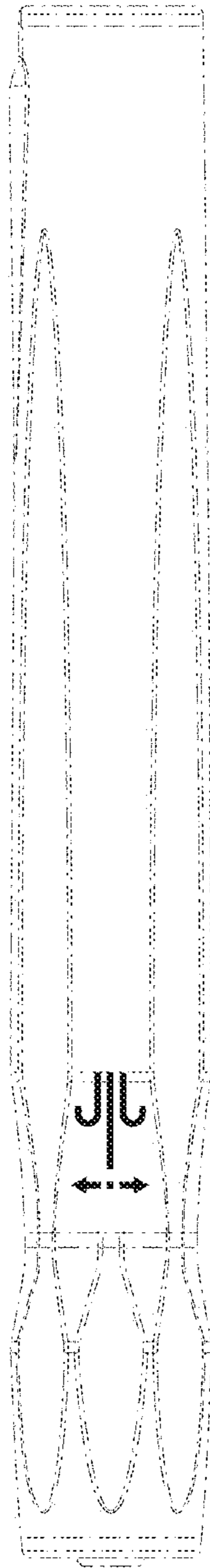


FIG. 7

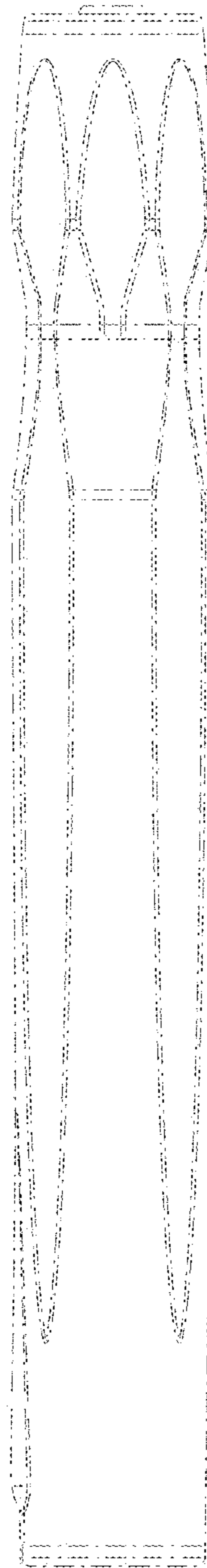


FIG. 8