

US00D954254S

(12) **United States Design Patent** (10) **Patent No.:** **US D954,254 S**
Cooper et al. (45) **Date of Patent:** **** Jun. 7, 2022**

(54) **CLEANING DEVICE FOR PIERCED OPENINGS**

(71) Applicants: **Damon Cooper**, Atlanta, GA (US);
Janice Cooper, Atlanta, GA (US)

(72) Inventors: **Damon Cooper**, Atlanta, GA (US);
Janice Cooper, Atlanta, GA (US)

(**) Term: **15 Years**

(21) Appl. No.: **29/802,759**

(22) Filed: **Aug. 7, 2021**

Related U.S. Application Data

(63) Continuation-in-part of application No. 29/653,141,
filed on Jun. 12, 2018, now Pat. No. Des. 927,684.

(51) **LOC (13) Cl.** **24-02**

(52) **U.S. Cl.**
USPC **D24/119**

(58) **Field of Classification Search**
USPC D24/100, 105, 107, 108, 110, 111, 112,
D24/113, 114, 115, 116, 117, 118, 119,
D24/140, 141, 144, 146, 147, 223, 224,
D24/228, 133, 184, 186, 200, 214;
D28/7

CPC A61F 11/006; A61F 13/38; A61F 13/15;
A61F 13/64; A61F 13/467; A61F
13/5611; A61F 13/4704; A61F 13/5616;
A61F 13/4758; A61F 13/472; A61B
2017/246; A61B 17/1615; A61B 17/1697;
A61B 2018/0231; A61B 18/2018; A61M
2210/0662; A61C 19/04; B01L
2300/0825; B01L 3/5023; B01L 3/5209;
C12M 1/30; G01N 33/5302

See application file for complete search history.

(56) **References Cited**

U.S. PATENT DOCUMENTS

D296,005 S *	5/1988	Alkire	D24/151
D423,100 S *	4/2000	Maissami	D4/135
D485,615 S *	1/2004	Harris	D24/119
D490,521 S *	5/2004	Cooper	D24/119
D506,252 S *	6/2005	Harris	D24/119
D772,398 S *	11/2016	Triva	D24/119
D903,862 S *	12/2020	Zhang	A61M 3/0216 D24/119
D914,202 S *	3/2021	Choate	D24/119
D914,203 S *	3/2021	Aagaard	D24/119
D927,684 S *	8/2021	Cooper	D24/119
D928,309 S *	8/2021	Aagaard	D28/7

* cited by examiner

Primary Examiner — Samantha Q Lawrence

(74) *Attorney, Agent, or Firm* — Quickpatents, LLC;
Kevin Prince


(57) **CLAIM**

The ornamental design for a cleaning device for pierced openings, as shown and described.

DESCRIPTION

FIG. 1 is a perspective view of a cleaning device for pierced openings, showing our new design;
FIG. 2 is a front elevational view thereof;
FIG. 3 is a rear elevational view thereof; and,
FIG. 4 is a left-side elevational view thereof, the right-side elevational view being a mirror image thereof.
The broken lines showing an ear in FIG. 1 depict environmental matter and form no part of the claimed design.

1 Claim, 2 Drawing Sheets






FIG. 1

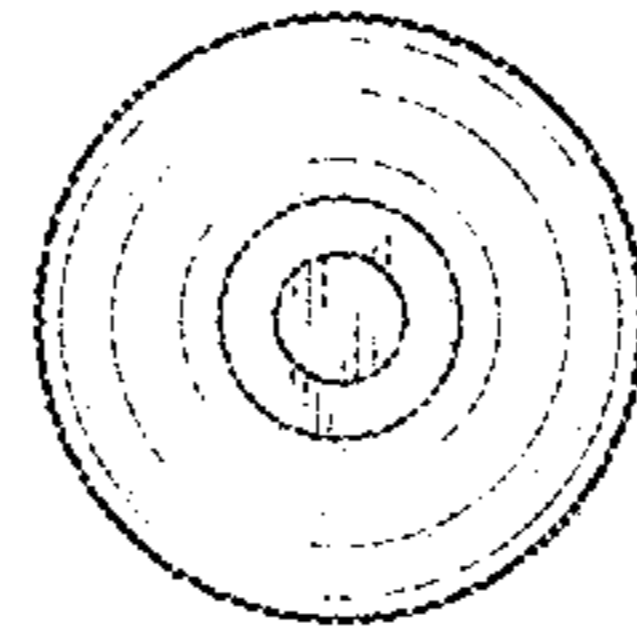


FIG. 2

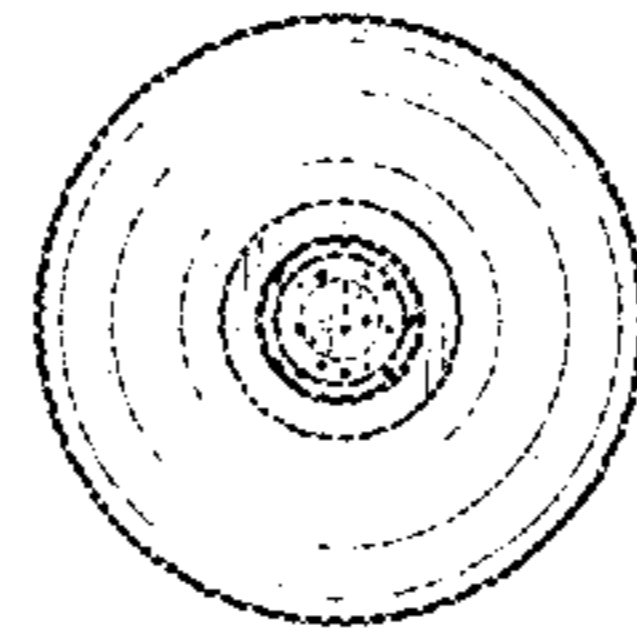


FIG. 3

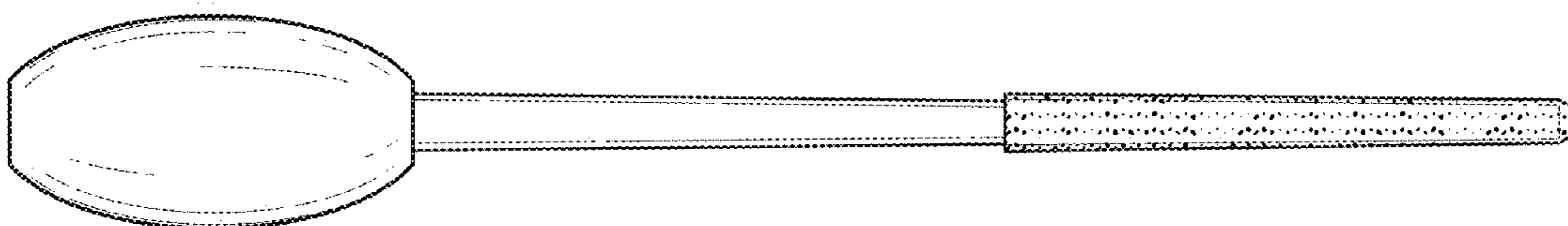


FIG. 4