



US00D954164S

(12) **United States Design Patent** (10) **Patent No.:** **US D954,164 S**
Qin (45) **Date of Patent:** **** Jun. 7, 2022**

(54) **DOOR ANCHOR FOR RESISTANCE BAND**

OTHER PUBLICATIONS

(71) Applicant: **Wei Qin**, Jiangsu (CN)

(72) Inventor: **Wei Qin**, Jiangsu (CN)

(**) Term: **15 Years**

(21) Appl. No.: **29/759,086**

(22) Filed: **Nov. 19, 2020**

(51) **LOC (13) Cl.** **21-02**

(52) **U.S. Cl.**
USPC **D21/694**

(58) **Field of Classification Search**
USPC D21/694, 686, 662, 672, 692, 673
See application file for complete search history.

(56) **References Cited**

U.S. PATENT DOCUMENTS

9,656,115	B2 *	5/2017	Young	A63B 21/4043
9,757,604	B2 *	9/2017	Carter	A63B 5/20
9,950,655	B2 *	4/2018	Angara	B60R 9/06
2019/0160323	A1 *	5/2019	Anaya	A63B 21/0555
2019/0209885	A1 *	7/2019	Bar	A63B 21/1618
2019/0352951	A1 *	11/2019	Howson	E05D 5/128
2020/0078628	A1 *	3/2020	Parise	A63B 21/0557

FOREIGN PATENT DOCUMENTS

CN 202030528542.2 * 9/2020

Boss fitness, announced 2015[online], [site visited Feb. 22, 2022]. Available on internet, URL:https://www.amazon.com/Boss-Fitness-Products-Heavy-Anchor/dp/B01967FCF0/ref (Year: 2015).*
Inn starr, announced 2020[online], [site visited Feb. 22, 2022]. Available on internet, URL:https://www.amazon.com/INNSTAR-Resistance-Accessories-Exercise-Attachment/dp/B08BJ19VKH/ref (Year: 2020).*

* cited by examiner

Primary Examiner — Khawaja Anwar
Assistant Examiner — Julice Seung Eun Oum


(57) **CLAIM**

The ornamental design for a door anchor for resistance band, as shown and described.

DESCRIPTION

FIG. 1 is a perspective view of a door anchor for resistance band showing my new design;
FIG. 2 is a front elevational view thereof;
FIG. 3 is a rear elevational view thereof;
FIG. 4 is a left side elevational view thereof;
FIG. 5 is a right side elevational view thereof;
FIG. 6 is a top plan view thereof; and,
FIG. 7 is a bottom plan view thereof.
The broken lines throughout the drawing figures depict portions of the door anchor for resistance band that form no part of the claimed design.

1 Claim, 7 Drawing Sheets



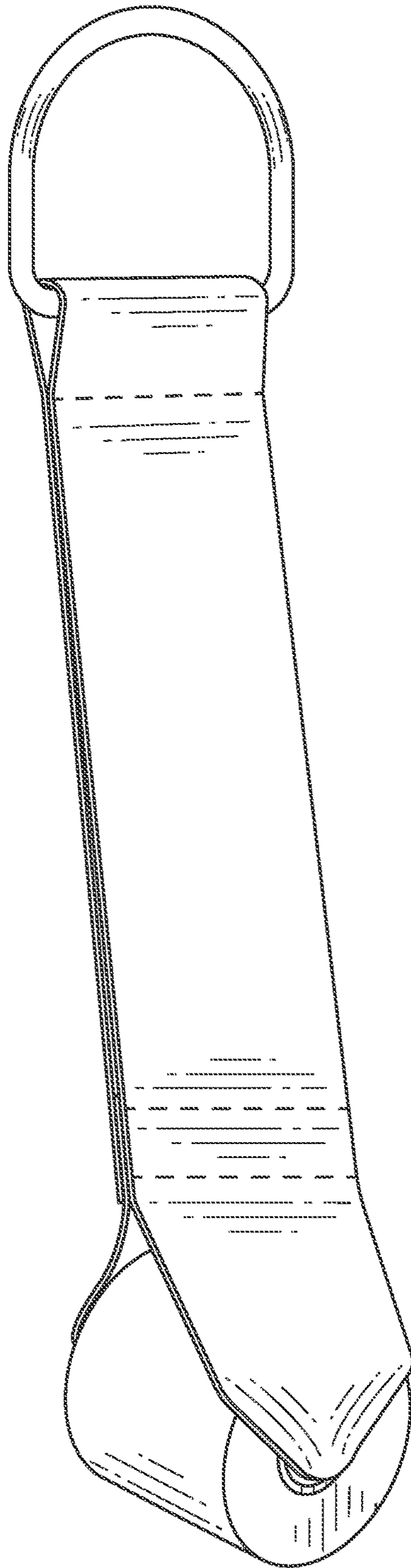


FIG.1




FIG.2




FIG.3

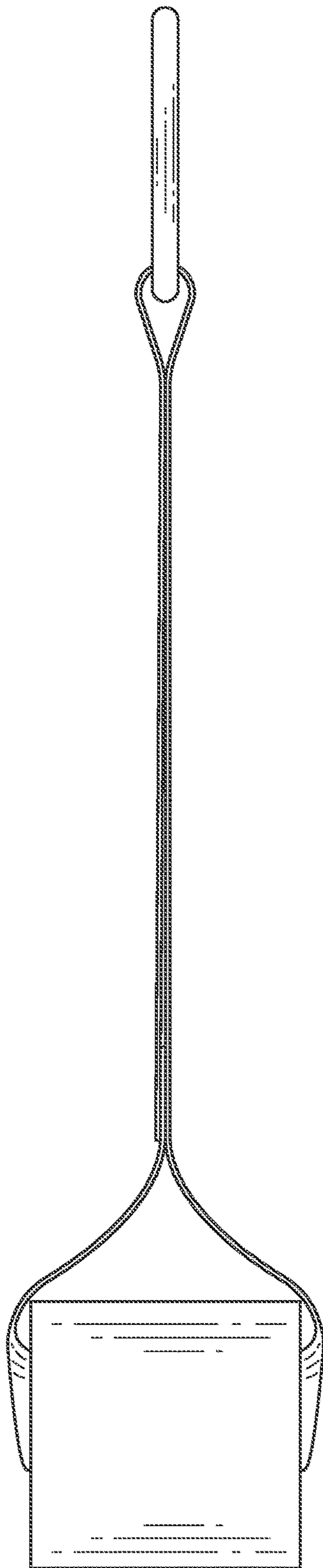


FIG. 4

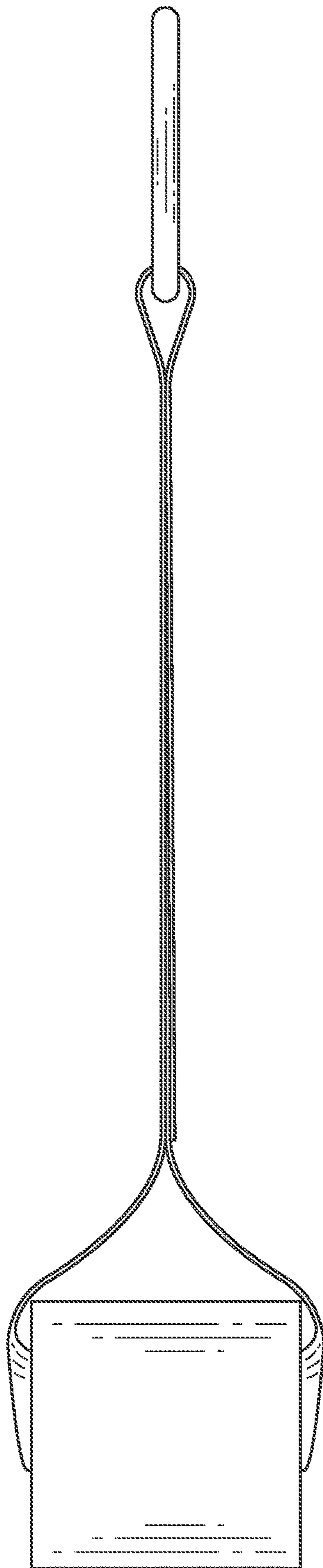


FIG. 5

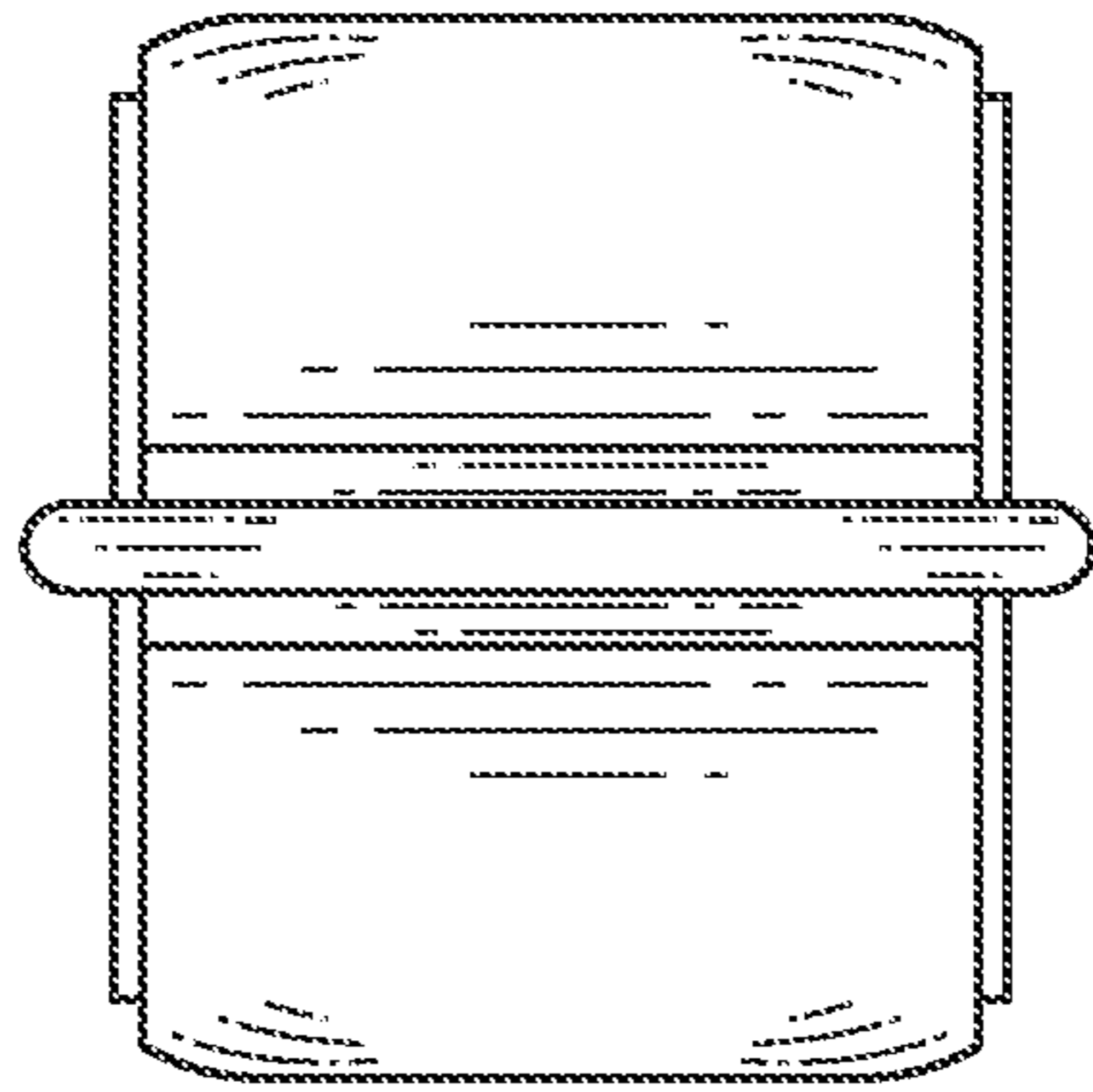


FIG.6

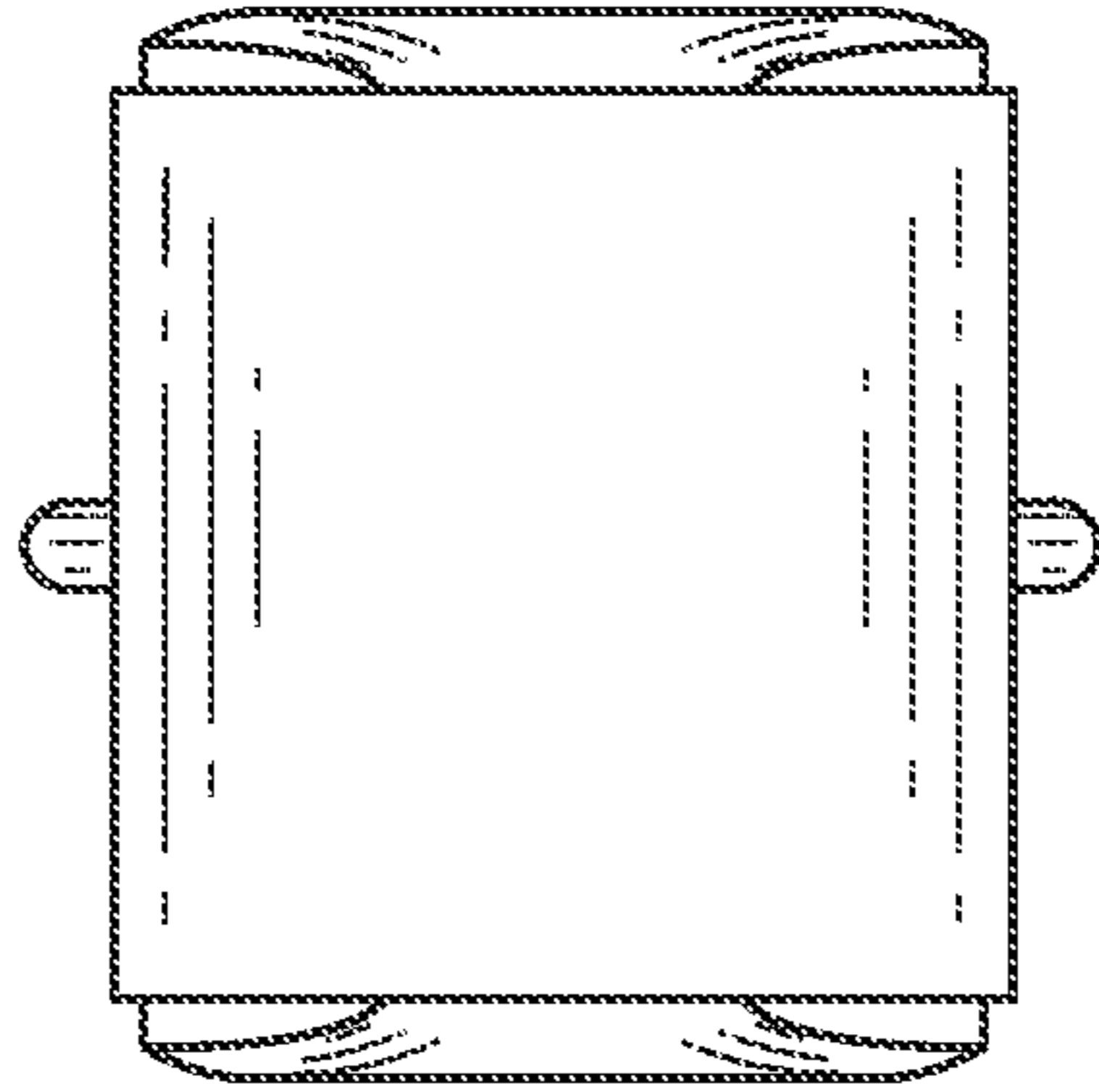


FIG. 7