



US00D954156S

(12) **United States Design Patent**
Hoxter et al.

(10) **Patent No.: US D954,156 S**
(45) **Date of Patent: ** Jun. 7, 2022**

(54) **TOY FOR BOUNCER**

(71) Applicant: **BabyBjörn AB**, Solna (SE)

(72) Inventors: **Karin Hoxter**, Stockholm (SE);
Lillemor Jakobson, Danderyd (SE);
Anna Ekman, Täby (SE); **Malin
Henrikson**, Enskede (SE)

(73) Assignee: **BABYBJÖRN AB**, Solna (SE)

(**) Term: **15 Years**

(21) Appl. No.: **29/696,865**

(22) Filed: **Jul. 2, 2019**

(51) **LOC (13) Cl.** **21-01**

(52) **U.S. Cl.**
USPC **D21/476**

(58) **Field of Classification Search**
USPC D21/398, 467, 476, 595; D2/864;
D6/333, 336, 716.3; 446/227
CPC A63H 33/006; B60N 2/2821
See application file for complete search history.

(56) **References Cited**

U.S. PATENT DOCUMENTS

D175,592 S *	9/1955	Dixon	D21/476
D288,829 S *	3/1987	Cheuk-Sun	D21/476
D295,198 S *	4/1988	Williams	D21/476
D302,188 S *	7/1989	Nakao	D21/476
D302,189 S *	7/1989	Nakao	D21/476
D302,988 S *	8/1989	Zinter-Chahin	D21/476
D393,292 S *	4/1998	Oren	D21/476
D403,719 S *	1/1999	Smith, II	A63H 33/006 D21/476
5,928,054 A *	7/1999	Mast	A63H 33/006 446/227
6,113,455 A *	9/2000	Whelan	A63H 33/006 248/214
6,149,489 A *	11/2000	Johnson	A47D 13/02 297/183.1

D441,036 S *	4/2001	Sala	D21/468
D444,327 S *	7/2001	Tseng	D6/366
D461,854 S *	8/2002	Myers	D21/467
D577,081 S *	9/2008	Henriksson	D21/476
7,918,710 B2 *	4/2011	Bapst	A63H 33/006 446/227

(Continued)

OTHER PUBLICATIONS

“Toy for bouncer” posted date unavailable [Online], [retrieved Dec. 23, 2020]. Retrieved from internet, <https://shop.mother.ly/products/toy-for-bouncer-soft-friends>.*

(Continued)

Primary Examiner — Sandra Snapp
Assistant Examiner — Mehri Bajoul

(74) *Attorney, Agent, or Firm* — Jacobson Holman PLLC

(57) **CLAIM**

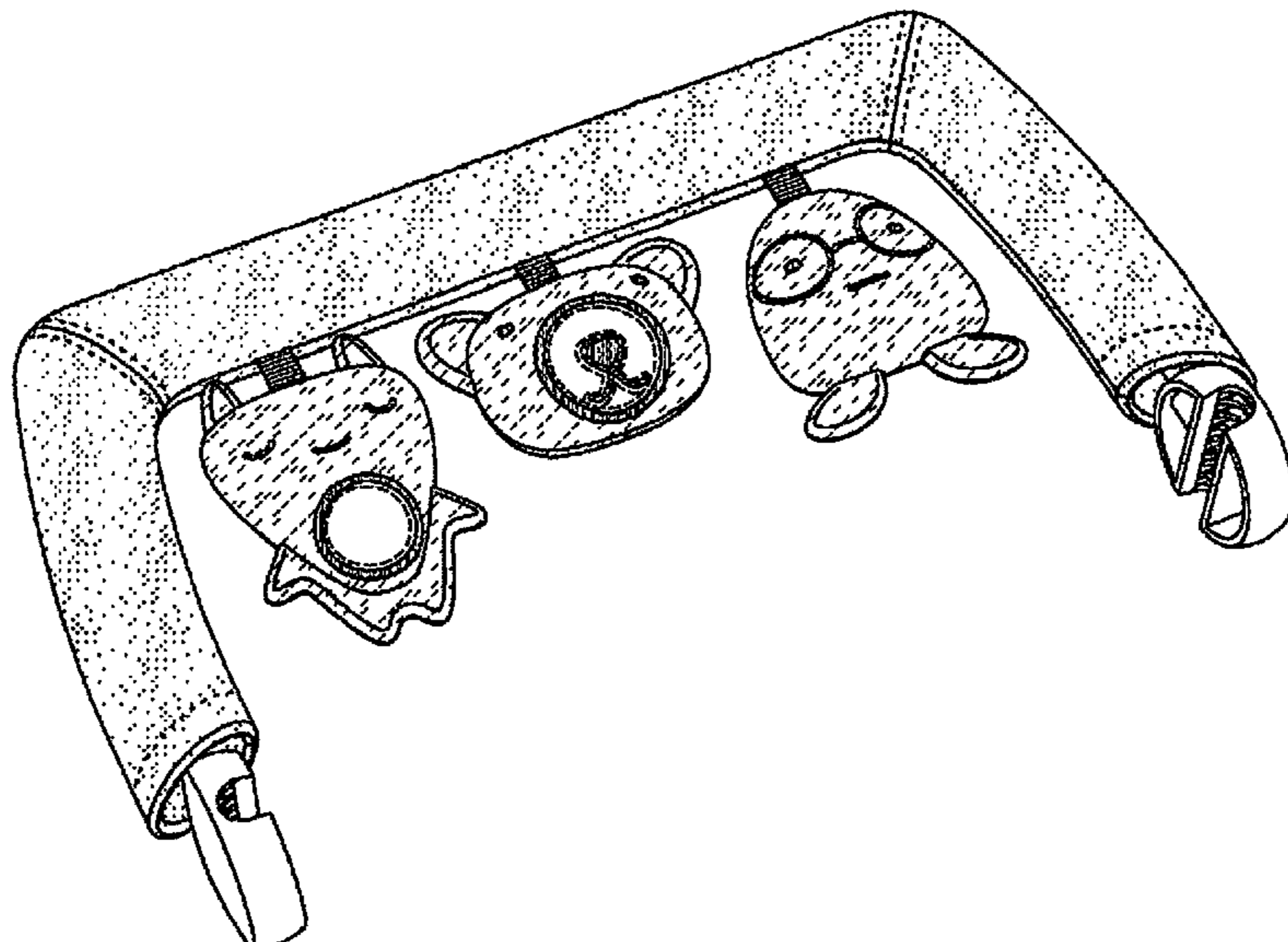
We claim the ornamental design for toy for bouncer, as shown and described.

DESCRIPTION

FIG. 1 is a front perspective view of toy for bouncer; FIG. 2 is a rear perspective view of FIG. 1; FIG. 3 is a top plan view of FIG. 1; FIG. 4 is a back plan view of FIG. 1; FIG. 5 is a rear elevational view of FIG. 1; FIG. 6 is a front elevational view of FIG. 1; and, FIG. 7 is left side view of FIG. 1, the other side being a mirror image.

The broken lines on the face portions of the toy for bouncer are boundary lines, and the surfaces within those boundary lines, void of surface shading, form no part of the claimed design. The nose and mouth portions of the bear, shown in solid lines and having surface shading, form part of the claimed design. The remaining broken lines in the drawings represent stitching and form part of the claimed design.

1 Claim, 6 Drawing Sheets



(56)

References Cited

U.S. PATENT DOCUMENTS

8,070,552 B2 * 12/2011 Snyder A63H 33/006
446/227
8,864,547 B2 * 10/2014 Elson A63H 33/008
446/227
D786,363 S * 5/2017 Andren D21/476
2004/0242118 A1 * 12/2004 Schreiber-Setzemeski
A47D 15/003
446/227
2005/0172411 A1 * 8/2005 Snedeker A47D 15/003
5/655

OTHER PUBLICATIONS

“BabyBjorn Toy for a Bouncer” posted Jun. 11, 2020[Online],
[retrieved Dec. 23, 2020]. Retrieved from internet, <https://www.amazon.com/dp/B07NVL3FLQ#customerReviews>.*

* cited by examiner

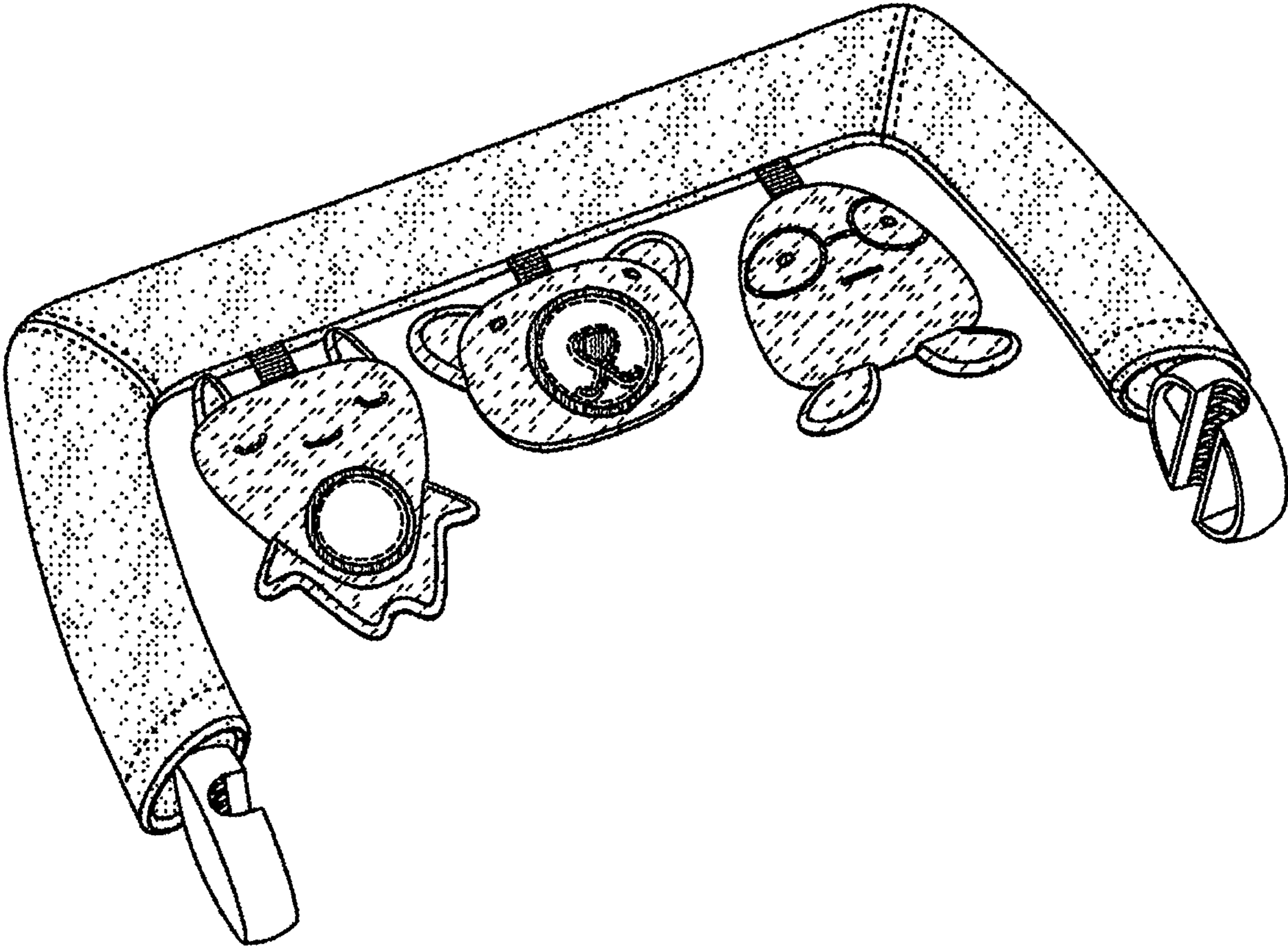


FIG. 1




FIG. 2

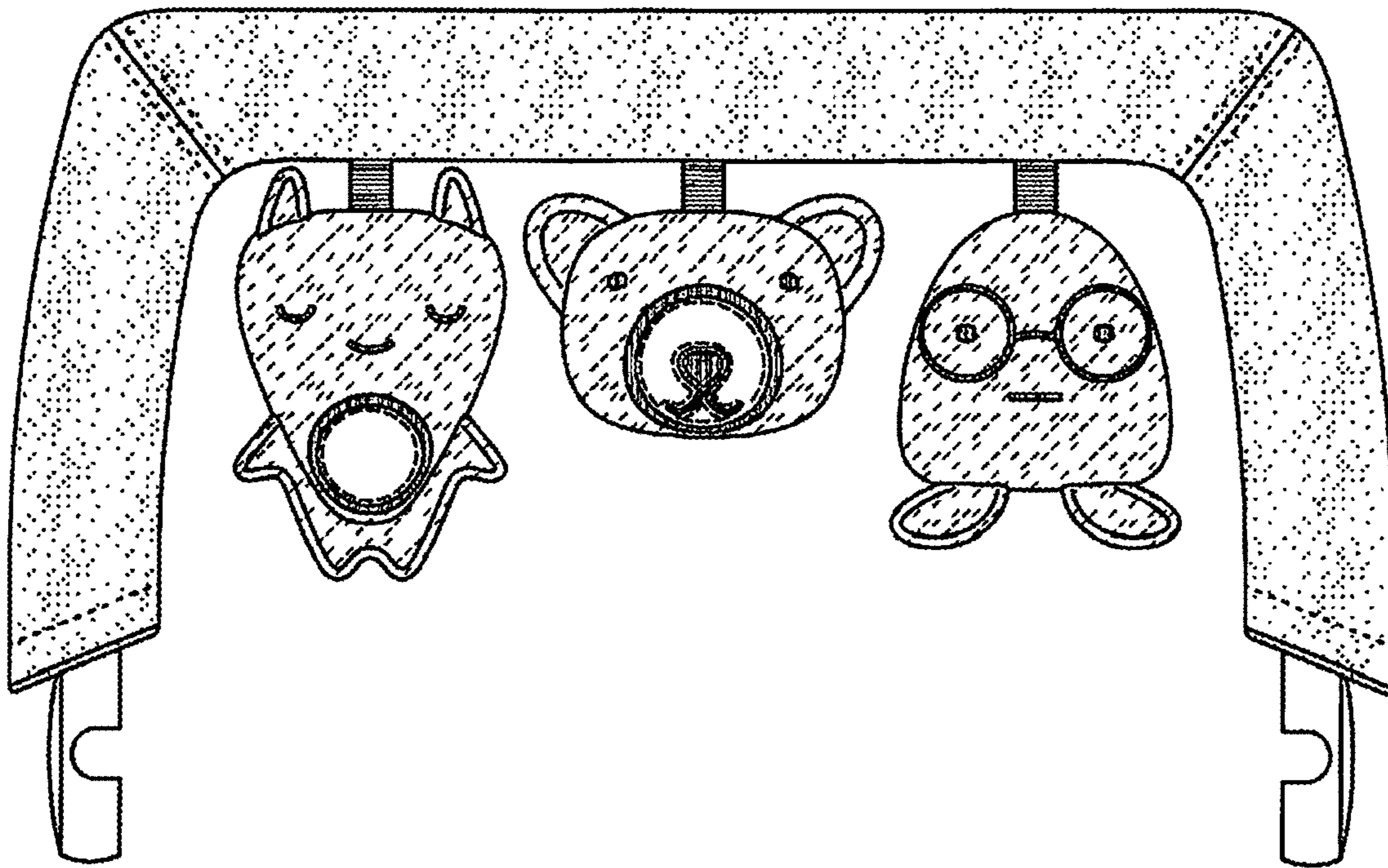


FIG. 3




FIG. 4

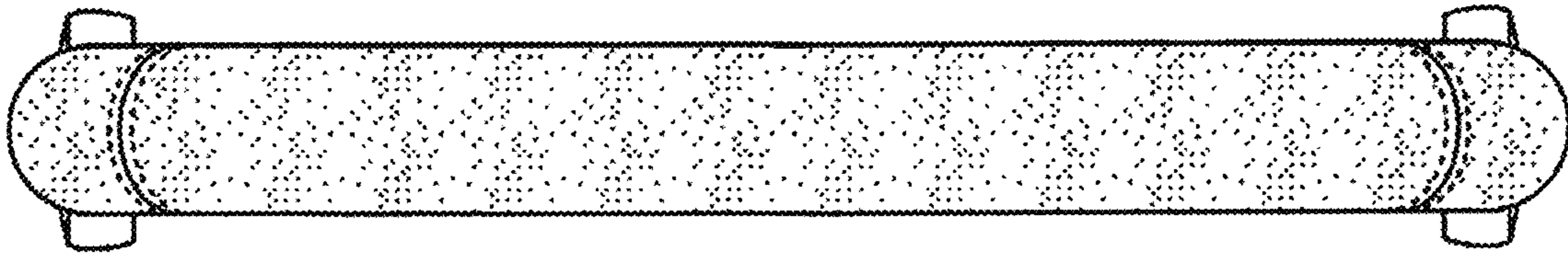


FIG. 5

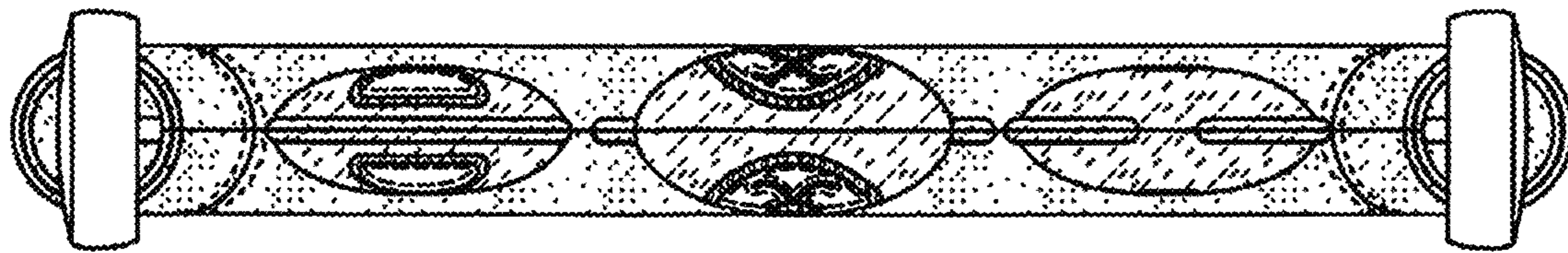


FIG. 6




FIG. 7