



US00D954141S

(12) **United States Design Patent**  
**Jackson**

(10) **Patent No.:** **US D954,141 S**

(45) **Date of Patent:** **\*\* Jun. 7, 2022**

(54) **GUITAR STRING**

(71) Applicant: **David H. Jackson**, Dahlenega, GA  
(US)

(72) Inventor: **David H. Jackson**, Dahlenega, GA  
(US)

(\*\*) Term: **15 Years**

(21) Appl. No.: **29/655,666**

(22) Filed: **Jul. 5, 2018**

(51) **LOC (13) Cl.** ..... **17-03**

(52) **U.S. Cl.**  
USPC ..... **D17/20**

(58) **Field of Classification Search**  
USPC ..... D17/14, 20, 99; D21/405  
CPC .. G10D 3/00; G10D 3/10; G10D 1/08; G10D  
1/085  
See application file for complete search history.

(56) **References Cited**

**U.S. PATENT DOCUMENTS**

D314,551 S *	2/1991	Brisson	.....	D13/133
D406,428 S *	3/1999	Pyle	.....	D13/154
D636,015 S *	4/2011	Agosto, Jr.	.....	D17/20
D818,439 S *	5/2018	Kim	.....	D13/153
2017/0365238 A1 *	12/2017	Elliott	.....	C22C 9/02

**FOREIGN PATENT DOCUMENTS**

DE	010353601 A *	5/2005	.....	G10D 3/10
GB	2204983 A *	11/1988	.....	G10D 3/10
GB	2253508 A *	9/1992	.....	G10D 3/10

\* cited by examiner

*Primary Examiner* — R. Johnson

(74) *Attorney, Agent, or Firm* — Buche & Associates,  
P.C.; John K. Buche; Bryce A. Johnson


(57) **CLAIM**

The ornamental design for a guitar string, as shown and described.

**DESCRIPTION**

FIG. 1 is a prospective view of a guitar string showing the first embodiment of my new design;  
 FIG. 2 is a front view of the guitar string of FIG. 1;  
 FIG. 3 is a back view of the guitar string of FIG. 1;  
 FIG. 4 is a side view of the guitar string of FIG. 1;  
 FIG. 5 is another side view of the guitar string of FIG. 1;  
 FIG. 6 is a top view of the guitar string of FIG. 1;  
 FIG. 7 is a bottom view of the guitar string of FIG. 1;  
 FIG. 8 is another front view of the guitar string of FIG. 1;  
 FIG. 9 is an enlarged detail view of the guitar string taken at line-9 of FIG. 8;  
 FIG. 10 is a perspective view of a guitar string showing the second embodiment of my new design;  
 FIG. 11 is a front view of the guitar string of FIG. 10;  
 FIG. 12 is a back view of the guitar string of FIG. 10;  
 FIG. 13 is a side view of the guitar string of FIG. 10;  
 FIG. 14 is another side view of the guitar string of FIG. 10;  
 FIG. 15 is a top view of the guitar string of FIG. 10;  
 FIG. 16 is a bottom view of the guitar string of FIG. 10;  
 FIG. 17 is another front view of the guitar string of FIG. 10;  
 and,  
 FIG. 18 is an enlarged detail view of the guitar string taken at line-18 in FIG. 17.  
 The broken lines illustrate the portions of the guitar string that form no part of the claimed design.

**1 Claim, 8 Drawing Sheets**






FIG. 1




FIG. 2




FIG. 3



FIG. 4




FIG. 5

FIG. 6

FIG. 7

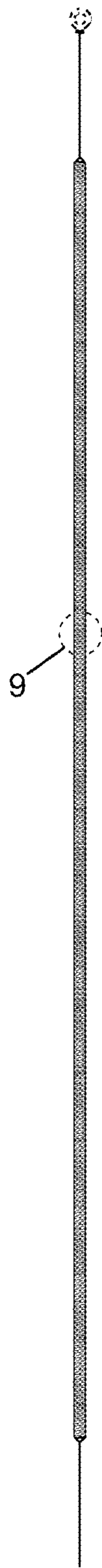


FIG. 8

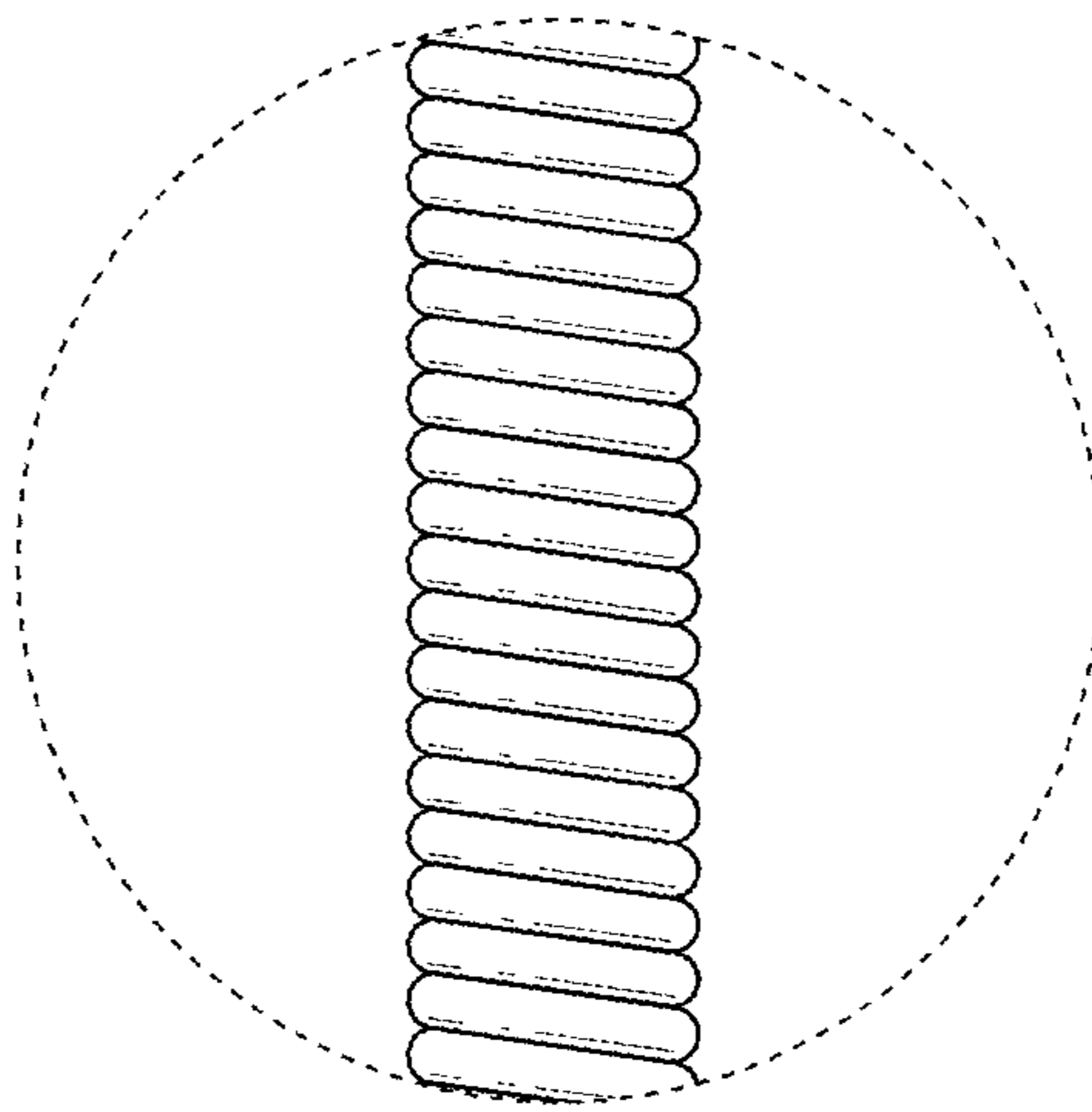


FIG. 9




FIG. 10




FIG. 11




FIG. 12



FIG. 13




FIG. 14

FIG. 15

FIG. 16





18

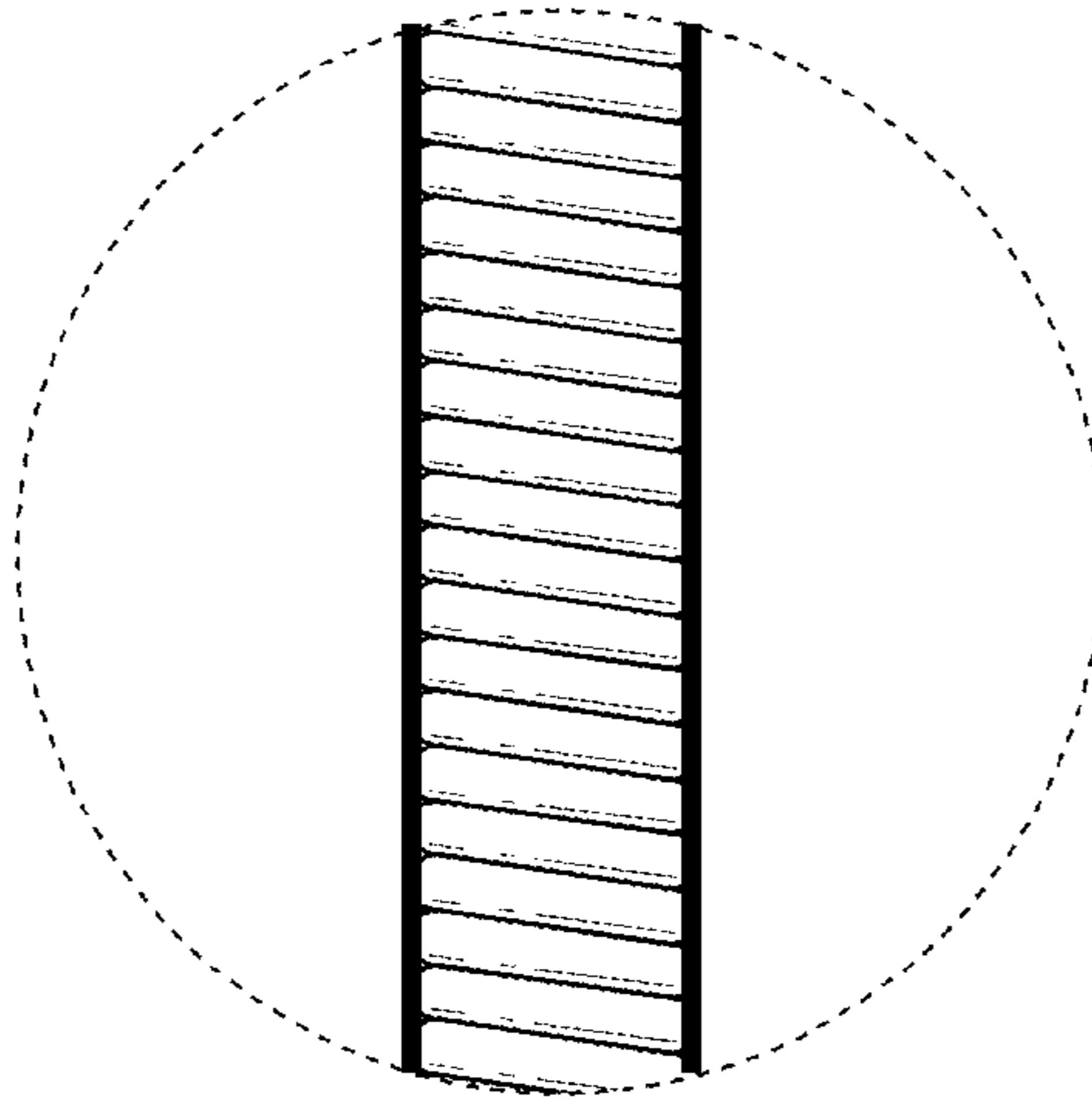


FIG. 18

FIG. 17