



US00D954138S

(12) **United States Design Patent**  
**Haffmans**

(10) **Patent No.:** **US D954,138 S**  
(45) **Date of Patent:** **\*\* Jun. 7, 2022**

(54) **HINGE FOR SPECTACLES**  
(71) Applicant: **Haffmans & Neumeister GmbH**,  
Berlin (DE)  
(72) Inventor: **Philipp Haffmans**, Berlin (DE)  
(73) Assignee: **HAFFMANS & NEUMEISTER**  
**GMBH**, Berlin (DE)

D540,369 S \* 4/2007 Mouclier ..... D16/315  
7,497,571 B2 \* 3/2009 Rossin ..... G02C 5/22  
351/153  
D601,181 S \* 9/2009 Fuchs ..... D16/315  
D661,723 S \* 6/2012 Fuchs ..... D16/335  
D728,668 S \* 5/2015 Kroman ..... D16/330  
D757,158 S \* 5/2016 Fuchs ..... D16/335  
D764,569 S \* 8/2016 Sallard ..... D16/327  
D765,762 S \* 9/2016 Sallard ..... D16/327  
D785,078 S \* 4/2017 Sallard ..... D16/335

(\*\*) Term: **15 Years**  
(21) Appl. No.: **35/509,429**  
(22) Filed: **Mar. 4, 2019**

\* cited by examiner  
*Primary Examiner* — Holly E Thurman  
(74) *Attorney, Agent, or Firm* — JMB Davis Ben-David

(80) **Hague Agreement Data**  
Int. Filing Date: **Mar. 4, 2019**  
Int. Reg. No.: **DM/208135**  
Int. Reg. Date: **Mar. 4, 2019**  
Int. Reg. Pub. Date: **May 22, 2020**

(57) **CLAIM**

The ornamental design for a hinge for spectacles, as shown and described.

(51) **LOC (13) Cl.** ..... **16-06**  
(52) **U.S. Cl.**  
USPC ..... **D16/334**  
(58) **Field of Classification Search**  
USPC ..... D16/101, 300-342, 900  
CPC ..... G02C 2200/08; G02C 1/06; G02C 5/14;  
G02C 11/02; G02C 11/04; G01C 5/16;  
A61M 2021/0044; A63B 33/002  
See application file for complete search history.

**DESCRIPTION**

Fig. 1.1 is a perspective view from the left side of a hinge for spectacles;  
Fig. 1.2 is an enlarged bottom left perspective view thereof;  
Fig. 1.3 is an enlarged top left perspective view thereof; and  
Fig. 1.4 is an enlarged top right perspective view thereof.  
Fig. 2.1 is a second embodiment of an enlarged top left perspective view of a hinge for spectacles;  
Fig. 2.2 is an enlarged top right perspective view thereof; and  
Fig. 2.3 a second perspective view from the left side thereof.  
The broken lines showing a spectacle frame and nose piece in the figures is for the purpose of showing environmental structure and forms no part of the claimed design.

(56) **References Cited**  
U.S. PATENT DOCUMENTS  
D434,790 S \* 12/2000 Lepeu ..... D16/327  
D536,723 S \* 2/2007 Mouclier ..... D16/321

**1 Claim, 7 Drawing Sheets**



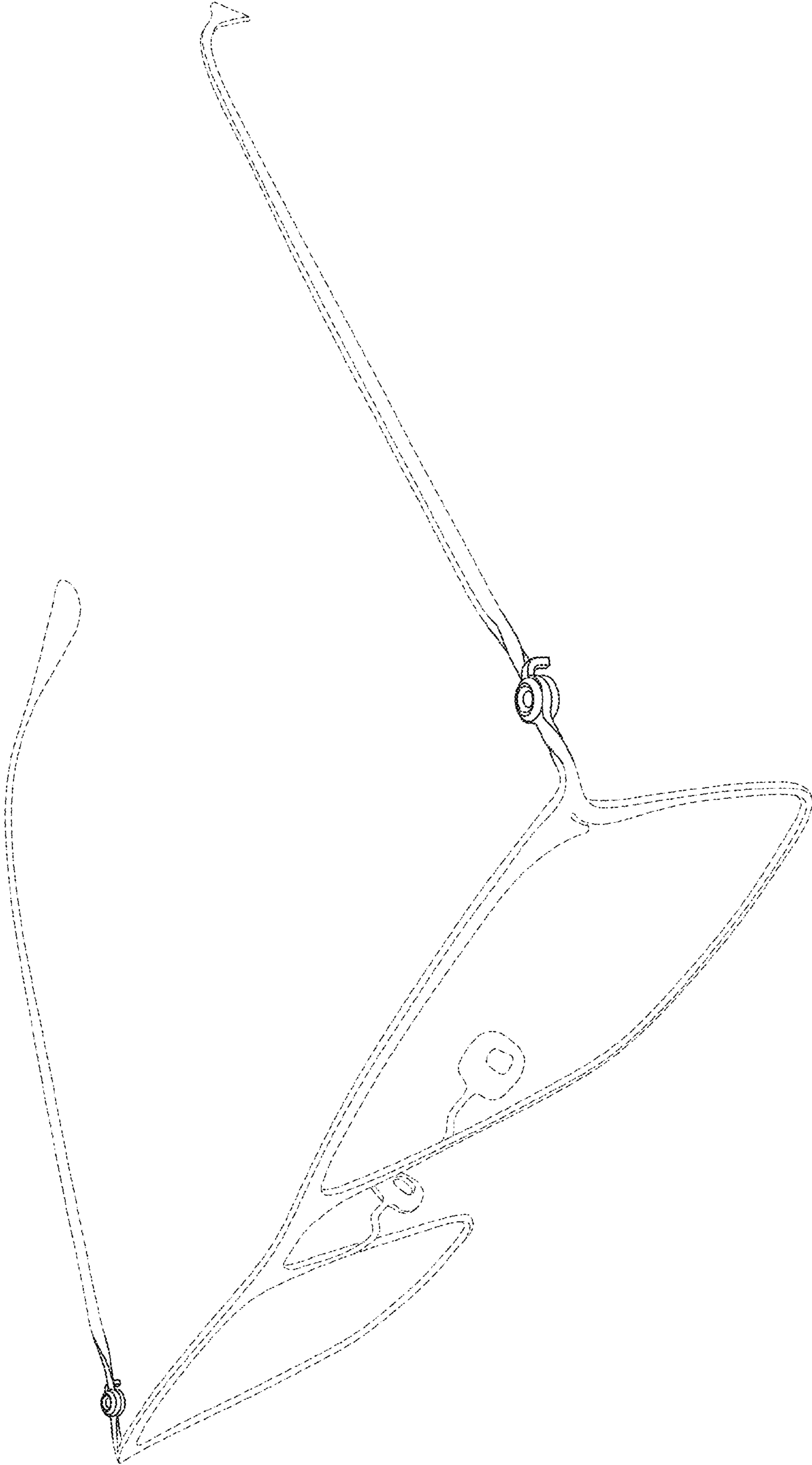


FIG.1.1

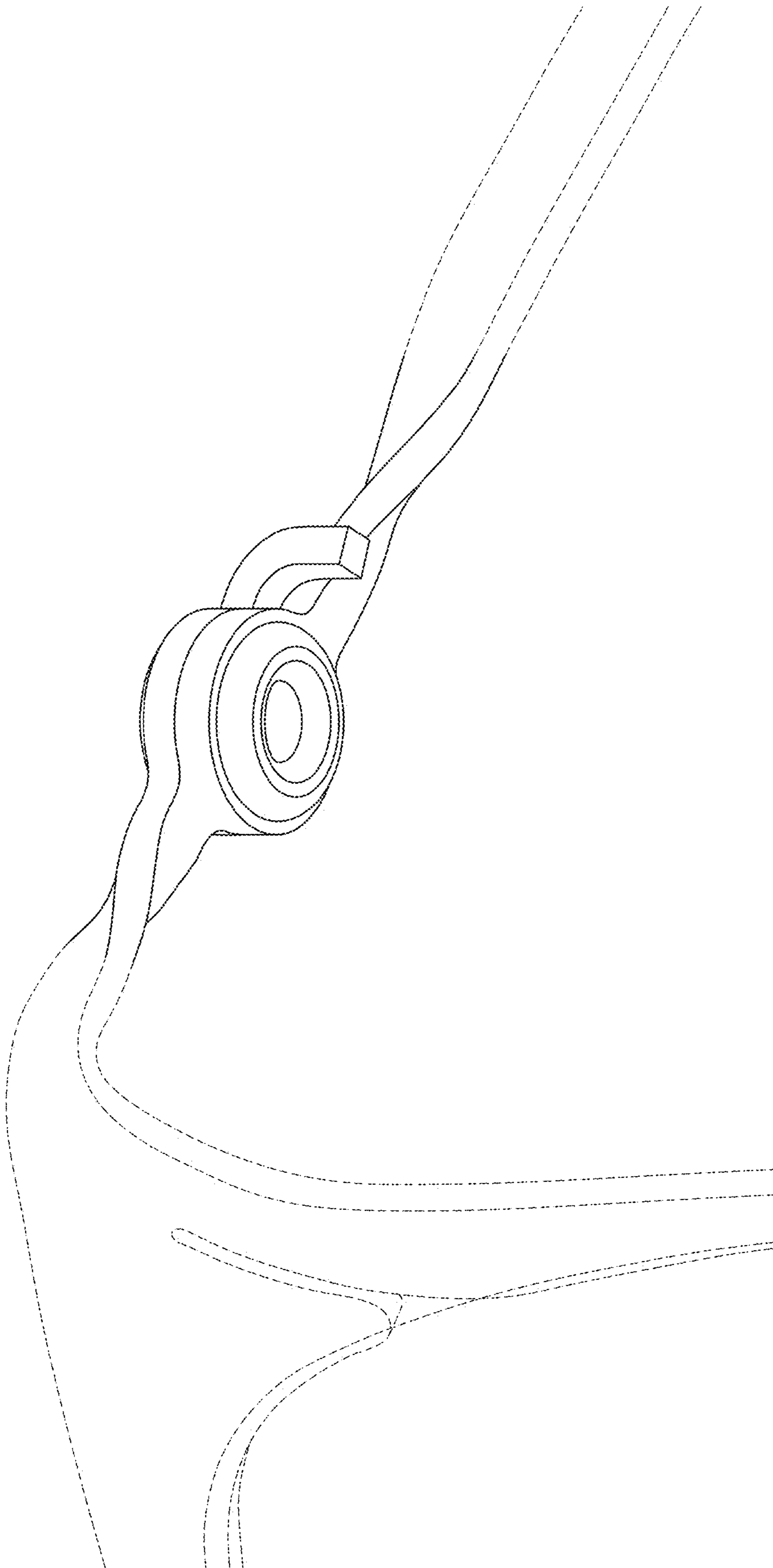


FIG.1.2

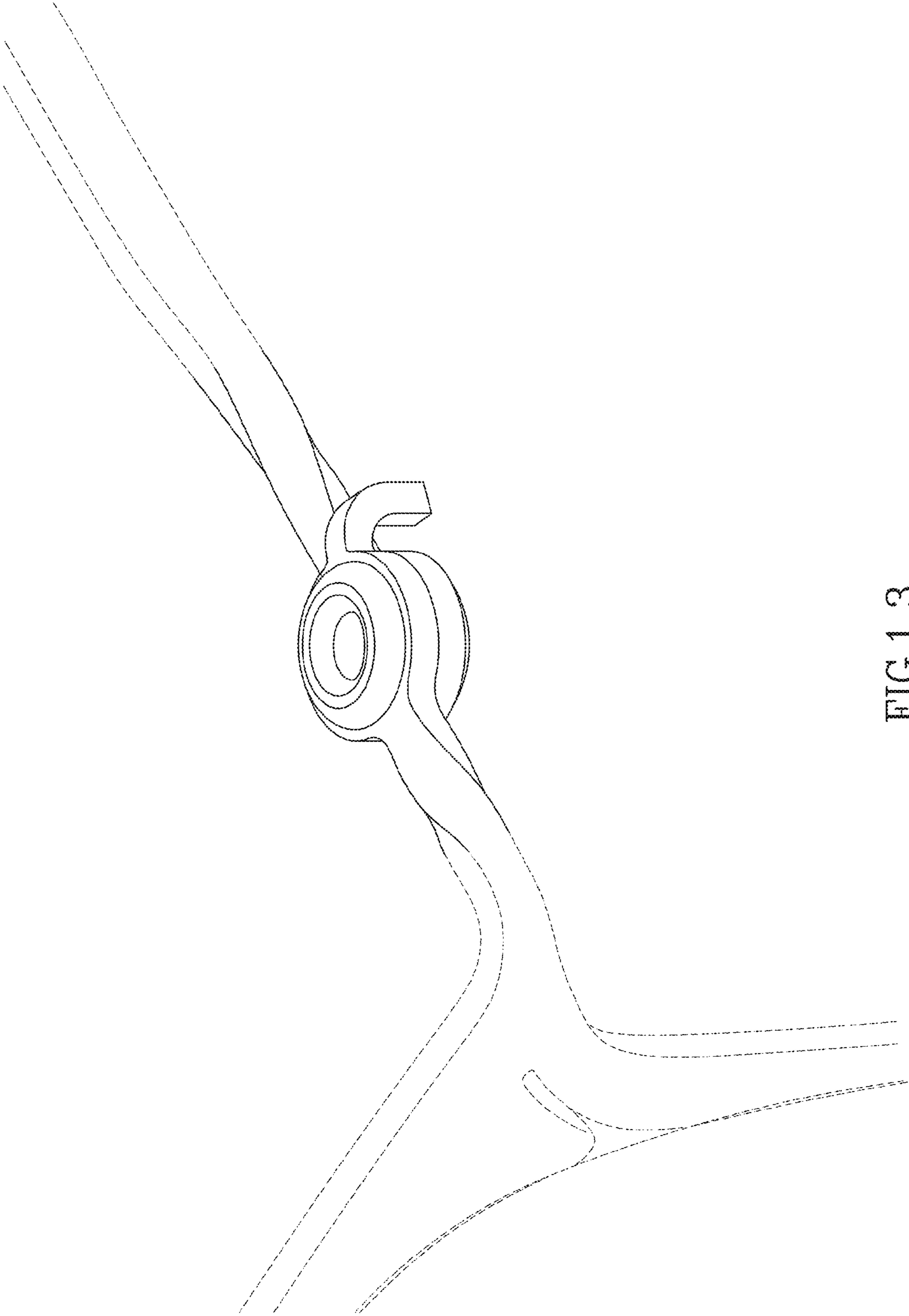


FIG.1.3

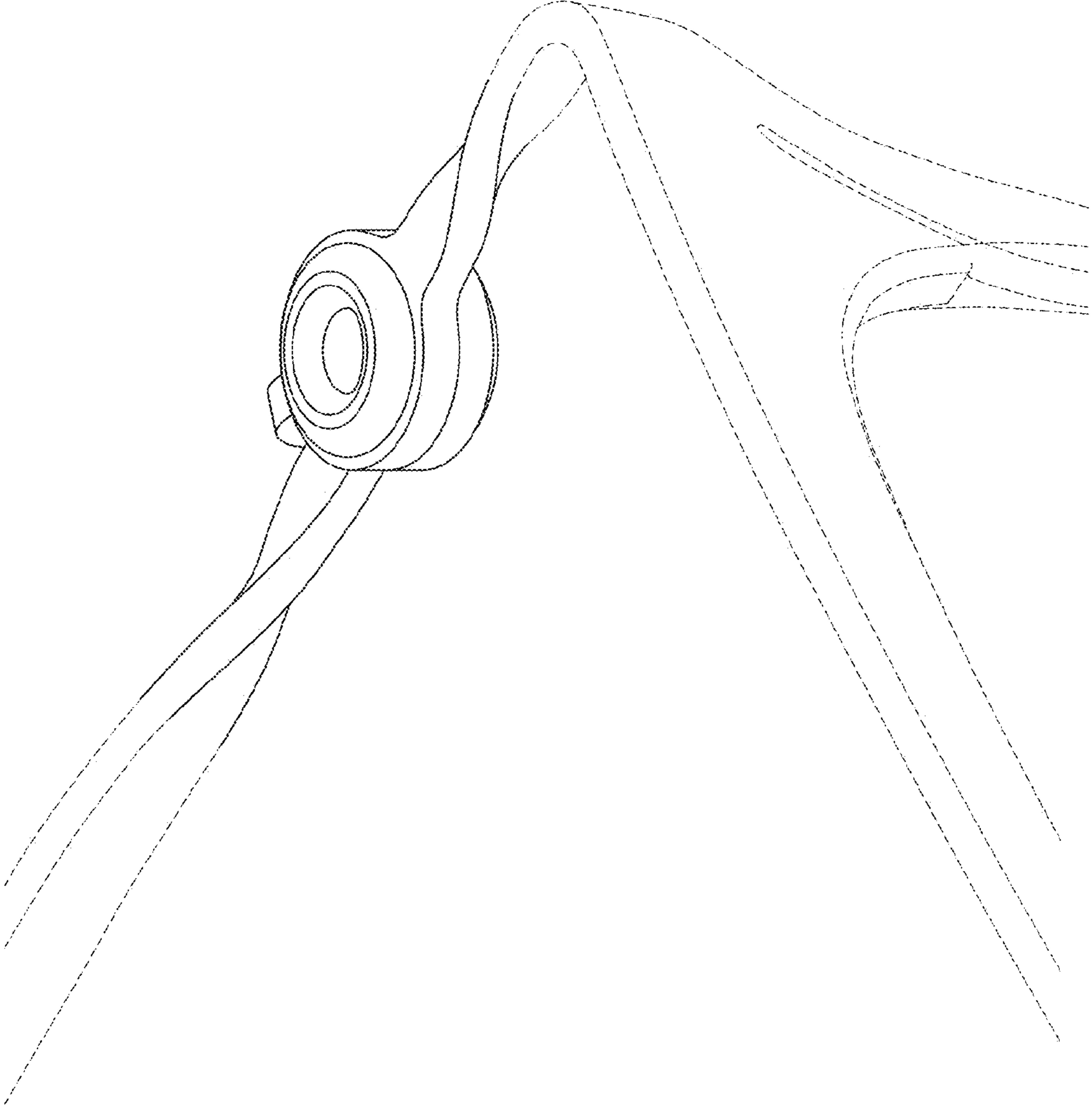


FIG.1.4

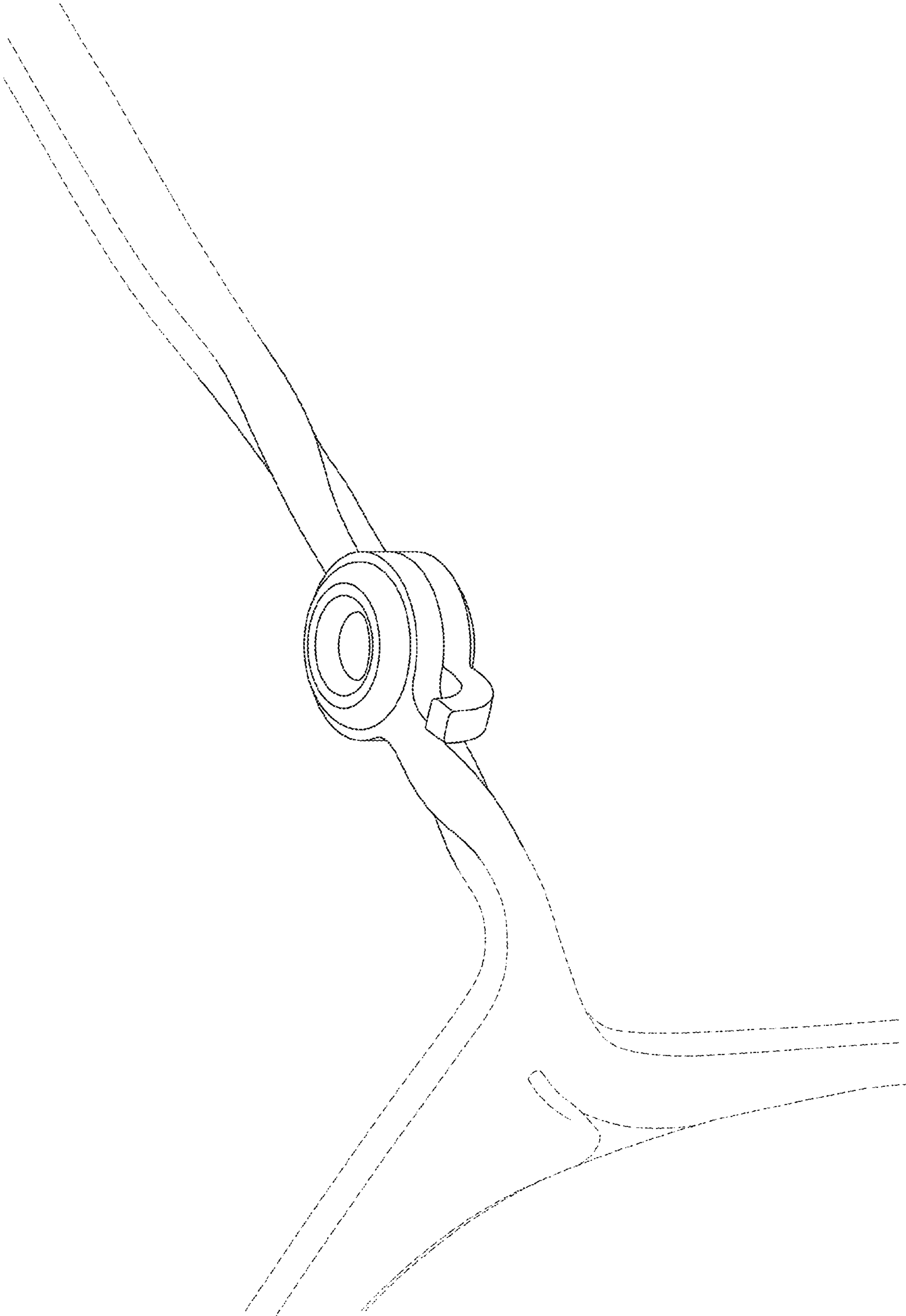


FIG.2.1

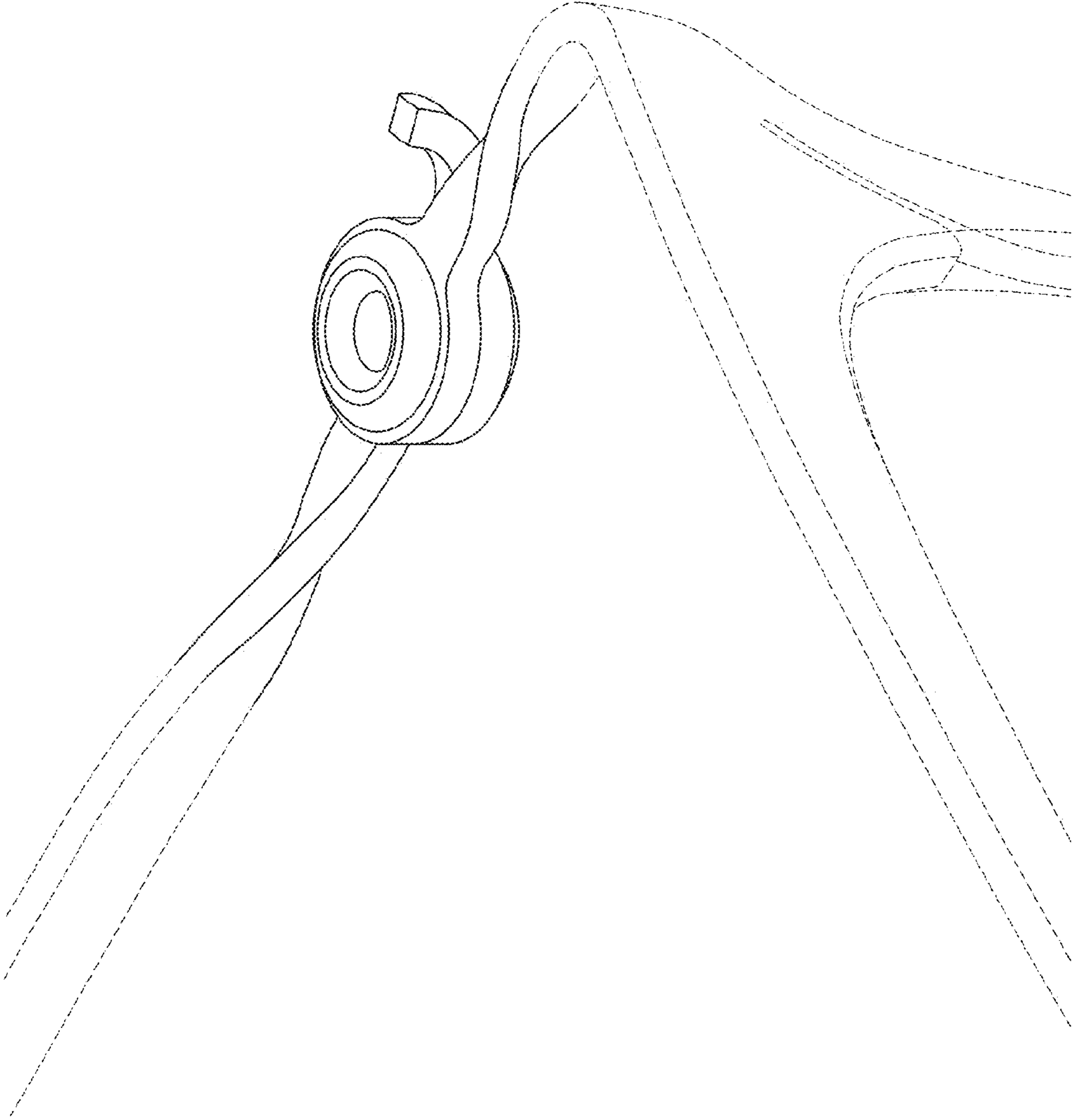


FIG.2.2

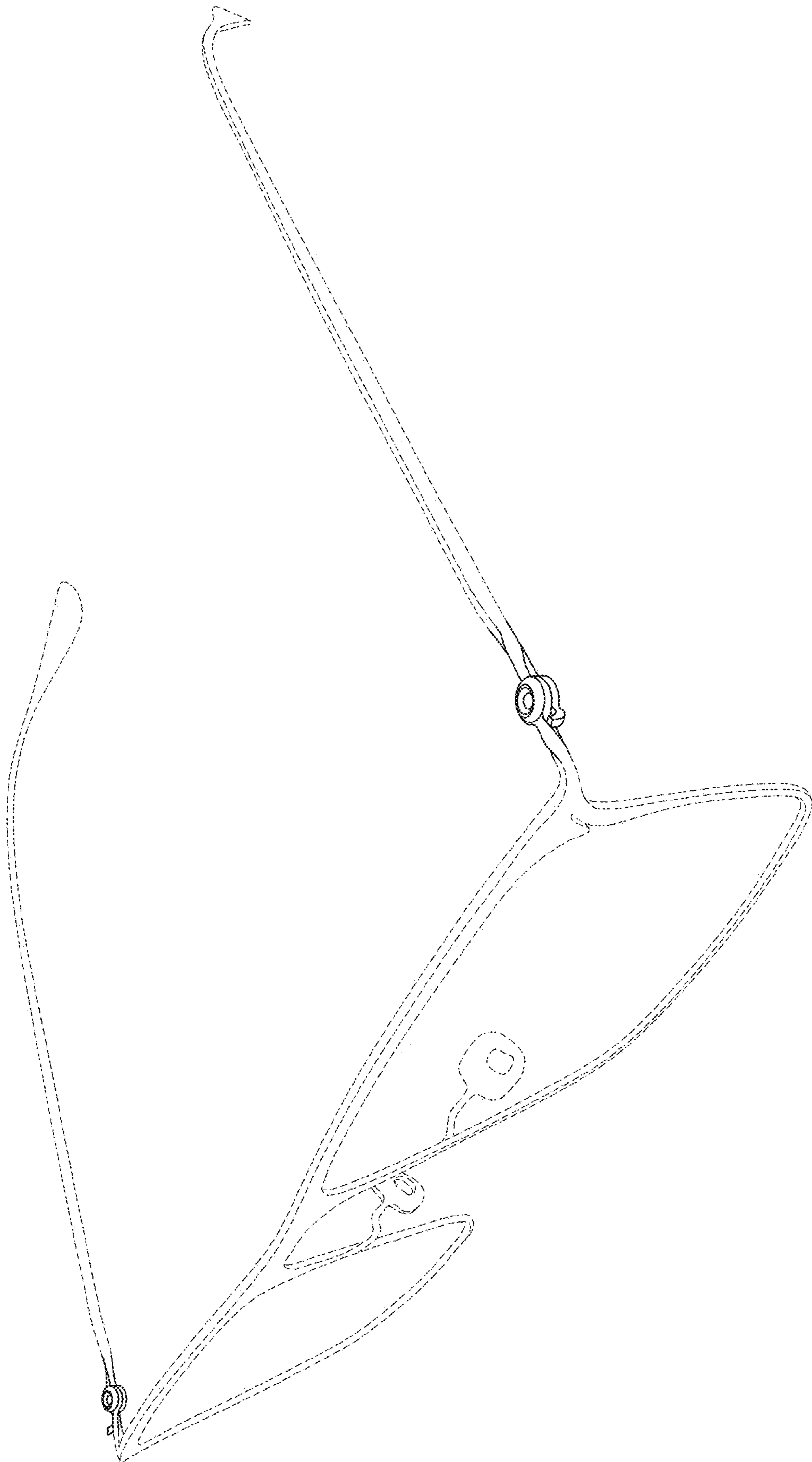


FIG. 2.3