



US00D954060S

(12) **United States Design Patent**
Zhang

(10) **Patent No.:** **US D954,060 S**
(45) **Date of Patent:** **** Jun. 7, 2022**

(54) **MULTI-FUNCTION HUB**

(71) Applicant: **C-SMARTLINK INFORMATION TECHNOLOGY CO., LIMITED,**
Shenzhen (CN)

(72) Inventor: **Wenfeng Zhang,** Shenzhen (CN)

(73) Assignee: **C-SMARTLINK INFORMATION TECHNOLOGY CO., LIMITED,**
Shenzhen (CN)

(**) Term: **15 Years**

(21) Appl. No.: **29/761,696**

(22) Filed: **Dec. 11, 2020**

(51) **LOC (13) Cl.** **14-02**

(52) **U.S. Cl.**
USPC **D14/433**

(58) **Field of Classification Search**

USPC D14/240, 242, 356, 358, 363, 365, 367,
D14/370, 432-437, 439, 498, 125, 366,
D14/168, 496; D13/147, 164, 123, 133,
D13/146, 110, 199, 103, 162, 159, 160,
D13/184; 361/683, 684, 686, 724, 735,
361/737, 752; D18/40
CPC H01R 25/006; H01R 27/02; H01R 31/005;
G06F 13/4022; G06F 13/382; G06F
1/1632; G06F 1/1684; G06F 1/20; G06F
1/1607

See application file for complete search history.

(56) **References Cited**

U.S. PATENT DOCUMENTS

D855,053 S * 7/2019 Hickman D14/384
D858,447 S * 9/2019 Chen D13/137.2

D874,403 S * 2/2020 Canizares D13/137.2
D878,300 S * 3/2020 Lyu D13/139.8
D906,238 S * 12/2020 Zhang D13/108
D920,980 S * 6/2021 Zhang D14/433
D926,188 S * 7/2021 Zhang D14/433
D928,787 S * 8/2021 Zhang D14/433
D929,405 S * 8/2021 Zhang D14/433
D934,256 S * 10/2021 Zhang D14/433
D937,836 S * 12/2021 Chin D14/433
D937,839 S * 12/2021 Wu D14/434
D937,840 S * 12/2021 Wu D14/434

* cited by examiner

Primary Examiner — Austin Murphy

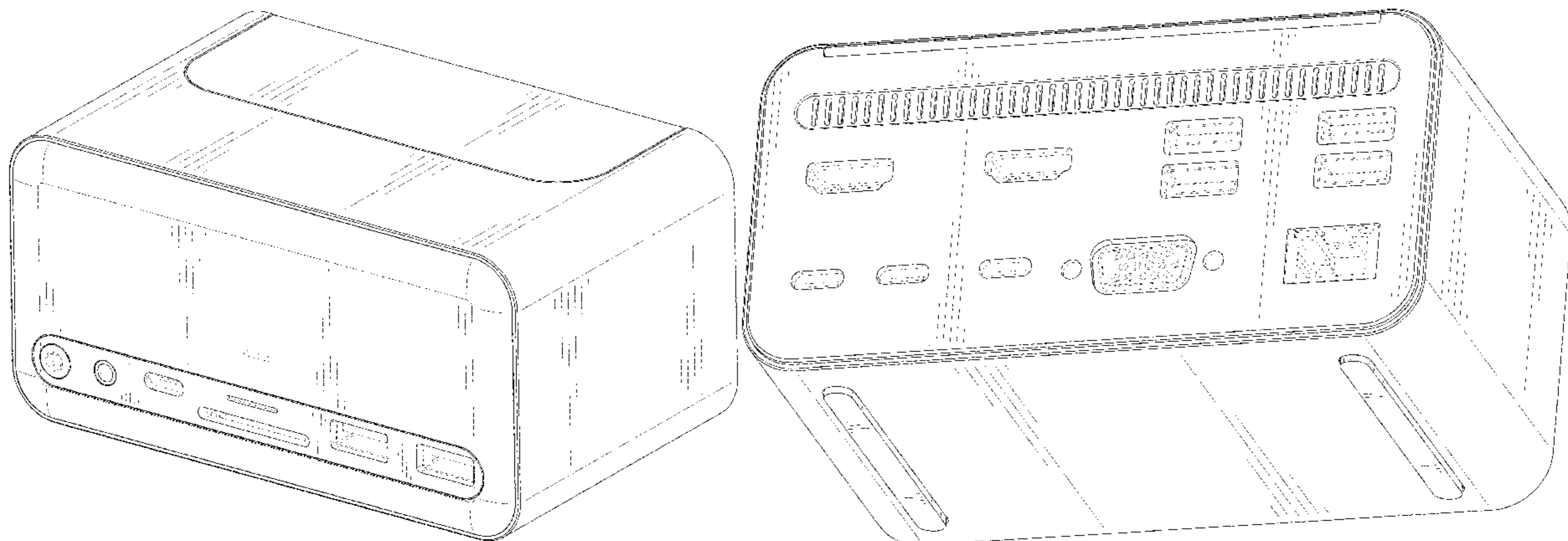
(57) **CLAIM**

The ornamental design for a multi-function hub, as shown and described.

DESCRIPTION

FIG. 1 is a perspective view of a multi-function hub showing my new design;
FIG. 2 is another perspective view thereof;
FIG. 3 is a front elevational view thereof;
FIG. 4 is a rear elevational view thereof;
FIG. 5 is a left side elevational view thereof;
FIG. 6 is a right side elevational view thereof;
FIG. 7 is a top plan view thereof; and,
FIG. 8 is a bottom plan view thereof.
The broken lines in the drawings are for the purpose of illustrating portions of the multi-function hub that form no part of the claimed design.

1 Claim, 8 Drawing Sheets



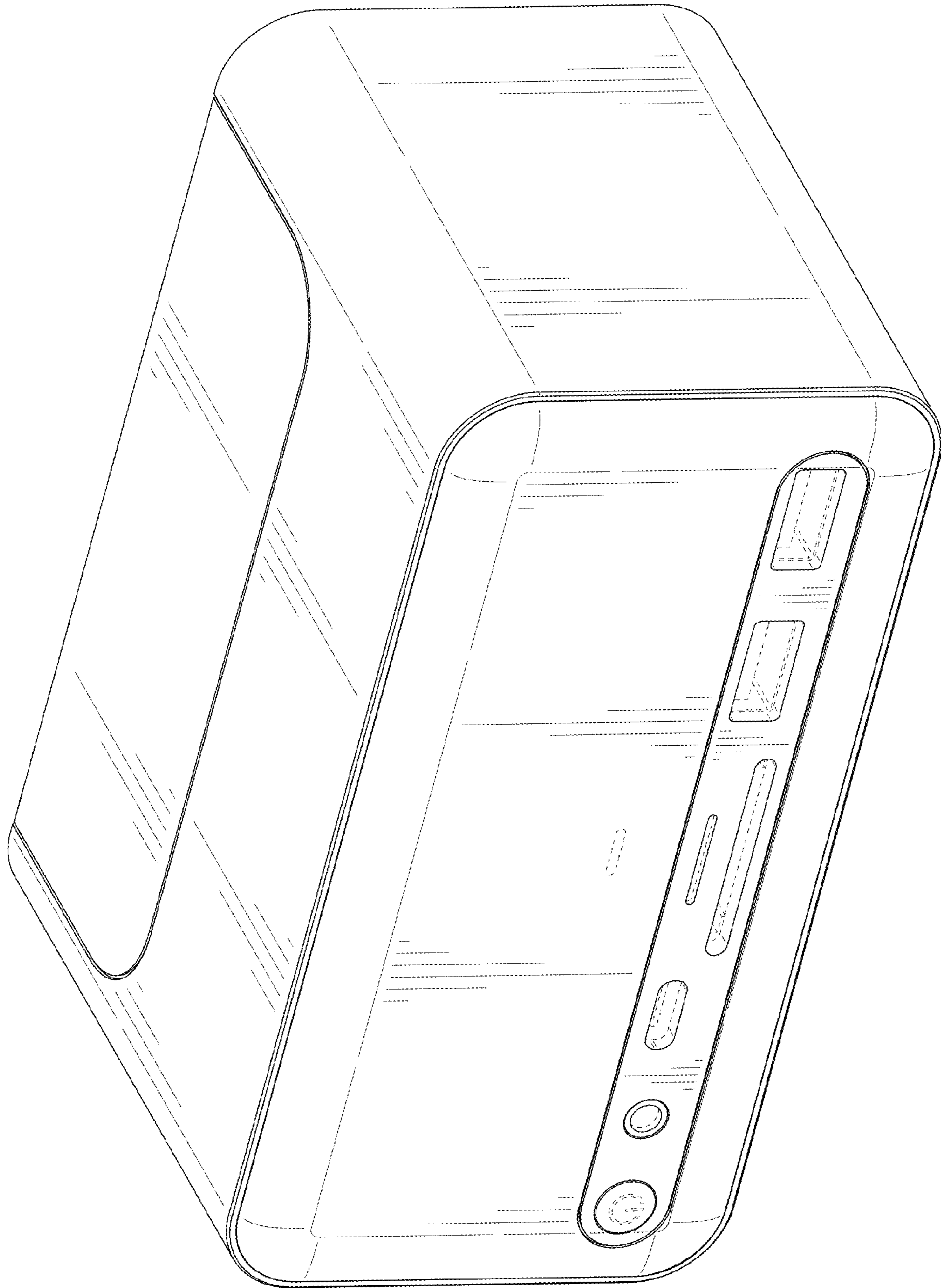


FIG. 1

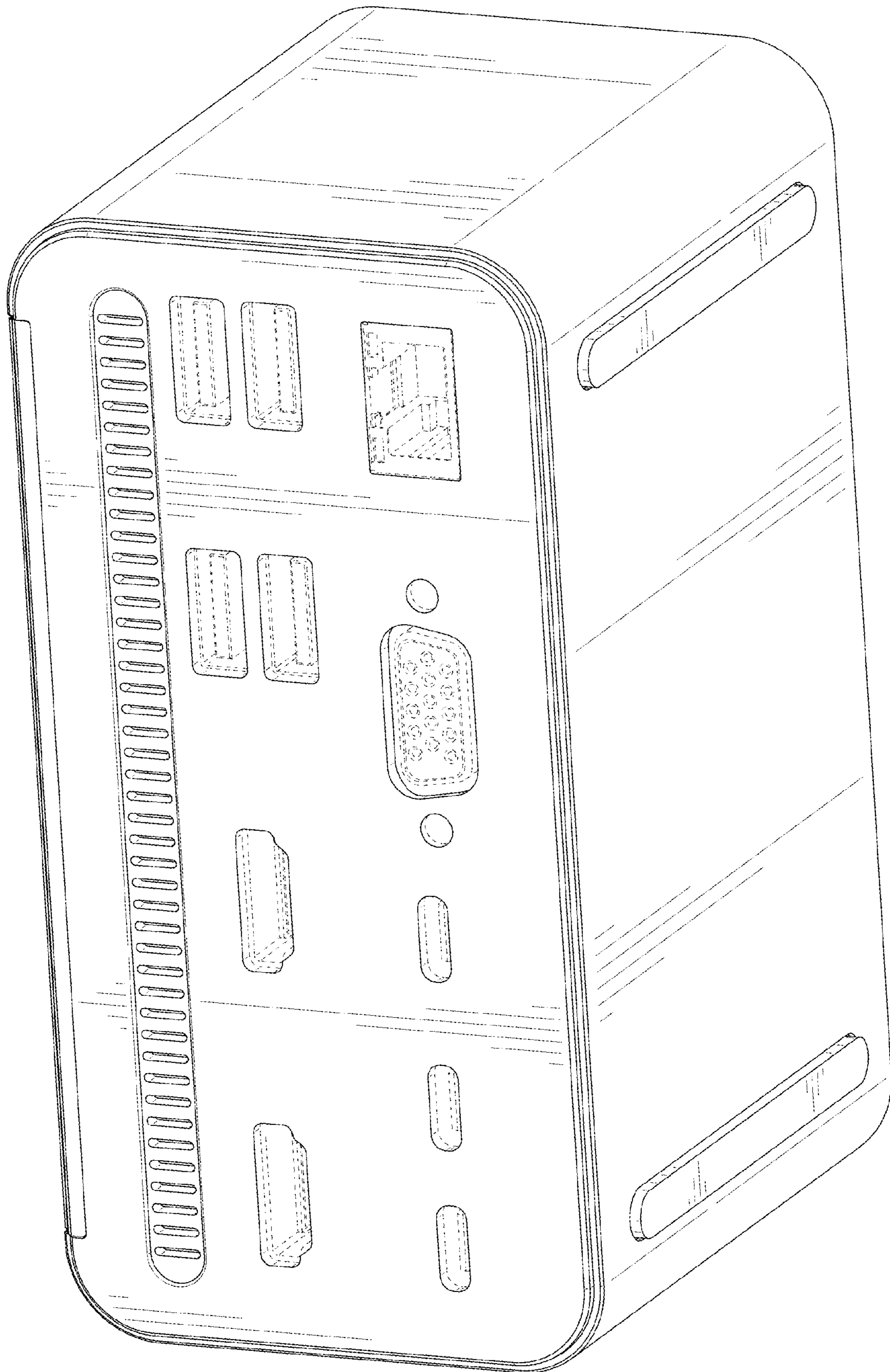


FIG. 2

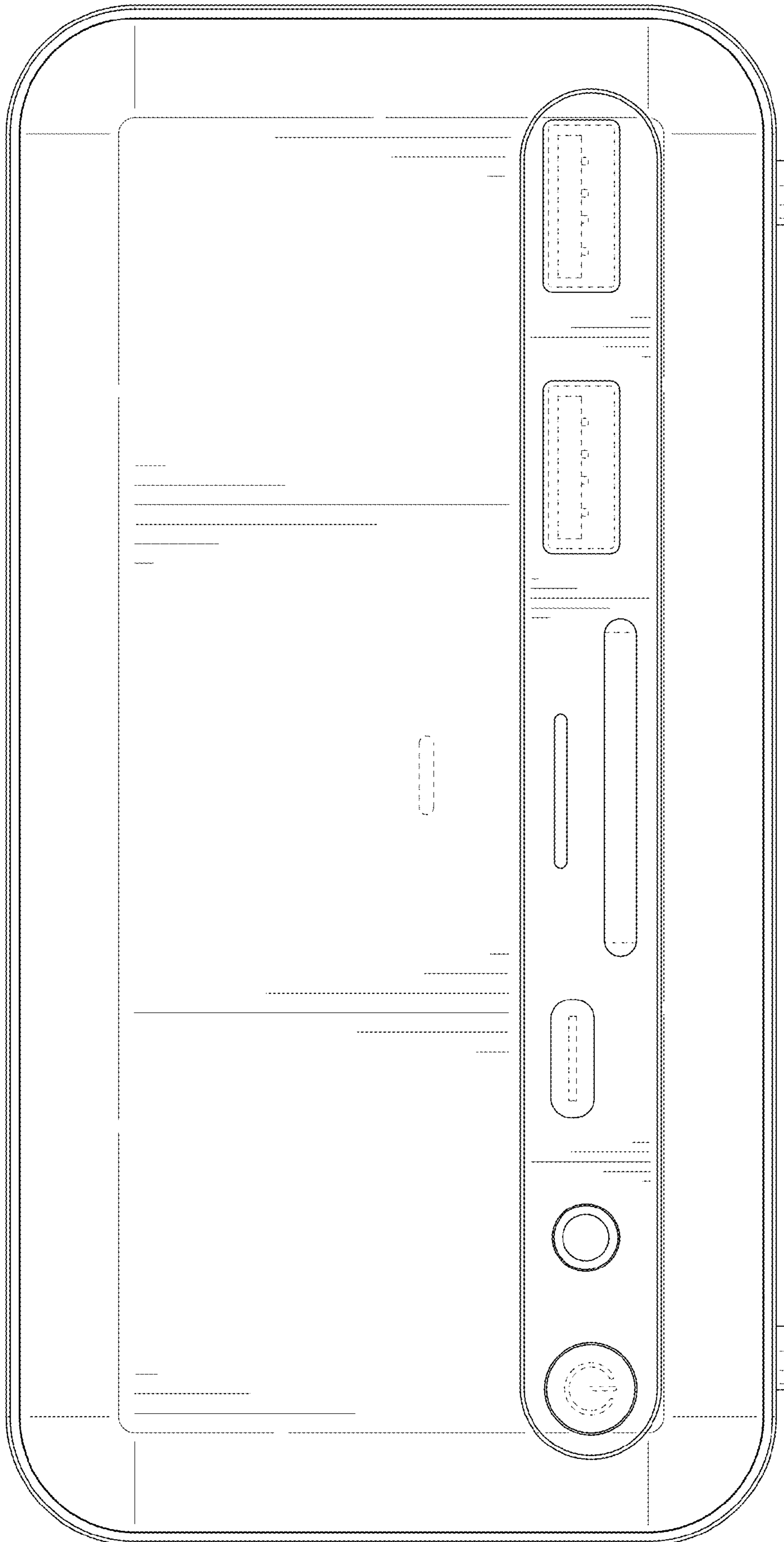


FIG. 3

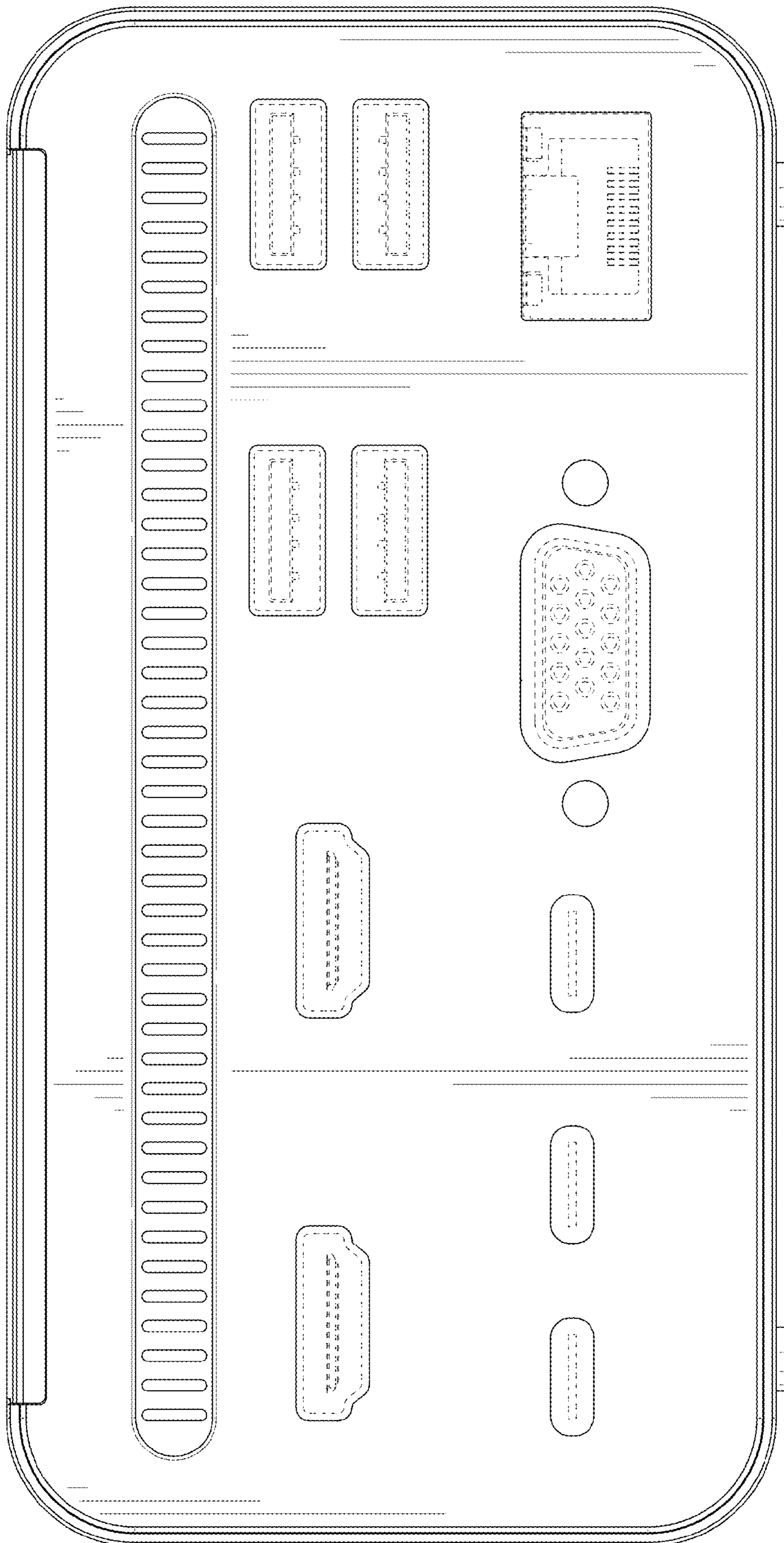


FIG. 4




FIG. 5




FIG. 6




FIG. 7




FIG. 8