



US00D954056S

(12) **United States Design Patent**
Chan

(10) **Patent No.:** **US D954,056 S**
(45) **Date of Patent:** **** Jun. 7, 2022**

(54) **USB CABLE**
(71) Applicant: **Aesmetric Inc.**, West Covina, CA (US)
(72) Inventor: **Kwok Chun Chan**, Hong Kong (HK)
(73) Assignee: **Aesmetric Inc.**, West Covina, CA (US)
(**) Term: **15 Years**

D889,472 S * 7/2020 Laine D14/433
D894,904 S * 9/2020 Matsuoka D14/433
D937,835 S * 12/2021 Akana D14/433
D937,838 S * 12/2021 Laine D14/433
2021/0036476 A1* 2/2021 Li H01R 43/205

(21) Appl. No.: **29/725,003**
(22) Filed: **Feb. 21, 2020**
(51) **LOC (13) Cl.** **14-99**
(52) **U.S. Cl.**
USPC **D14/433**; D13/153
(58) **Field of Classification Search**
USPC D14/432, 433, 435.1, 438, 439;
D13/133, 146, 147, 153, 154
CPC H05K 5/0278; G06K 19/07732; H01R
27/00; H01R 27/02; H01R 31/06
See application file for complete search history.

FOREIGN PATENT DOCUMENTS

EM 007707526-0001 * 3/2020
GB 9007707526-0001 * 2/2020

* cited by examiner

Primary Examiner — Rebekah A Caruso

(57) **CLAIM**

The ornamental design for a USB cable, as shown and described.

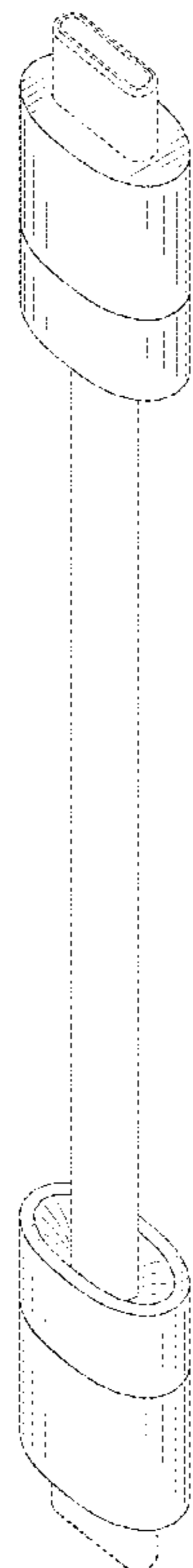
DESCRIPTION

FIG. 1 is a top and front perspective view of a USB cable showing my new design;
FIG. 2 is a bottom and rear perspective view thereof;
FIG. 3 is a front elevational view thereof;
FIG. 4 is a rear elevational view thereof;
FIG. 5 is a left side view thereof;
FIG. 6 is a right side view thereof;
FIG. 7 is a top plan view thereof; and,
FIG. 8 is a bottom plan view thereof.
The broken lines in the drawings illustrate portions of the USB cable which form no part of the claimed design.

(56) **References Cited**
U.S. PATENT DOCUMENTS

D731,488 S * 6/2015 Lee D14/433
D770,456 S * 11/2016 Akana D14/433
D839,837 S * 2/2019 Akana D13/147
D843,375 S * 3/2019 Claudepierre D14/433
D843,948 S * 3/2019 Akana D13/147
D854,017 S * 7/2019 Claudepierre D14/433
D864,121 S * 10/2019 Liu D13/153
D864,963 S * 10/2019 Luo D13/153

1 Claim, 8 Drawing Sheets



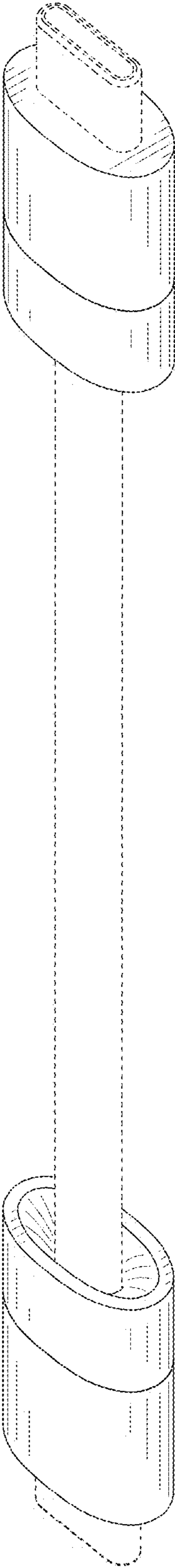


FIG. 1

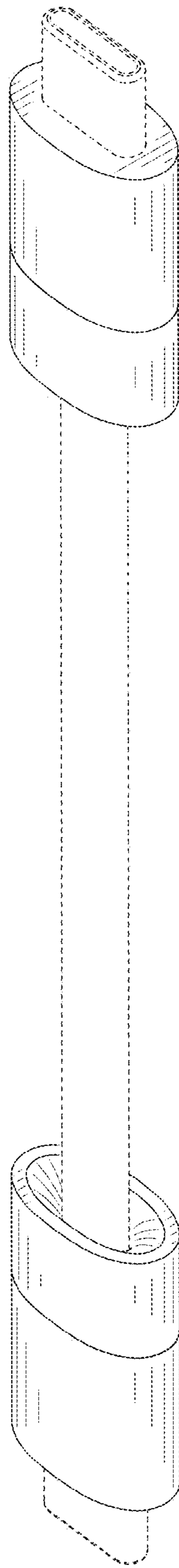


FIG. 2




FIG. 3

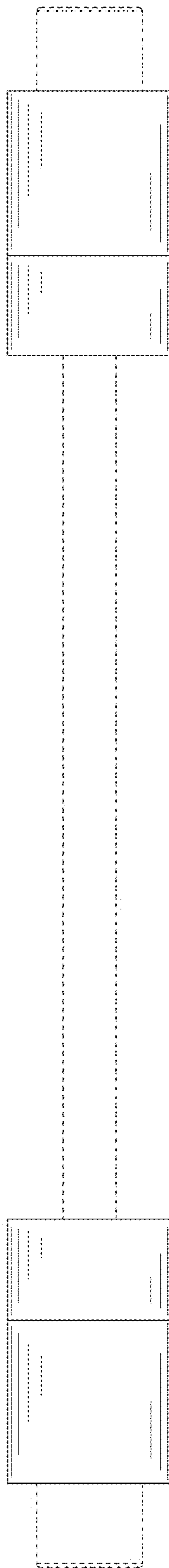


FIG. 4




FIG. 5




FIG. 6

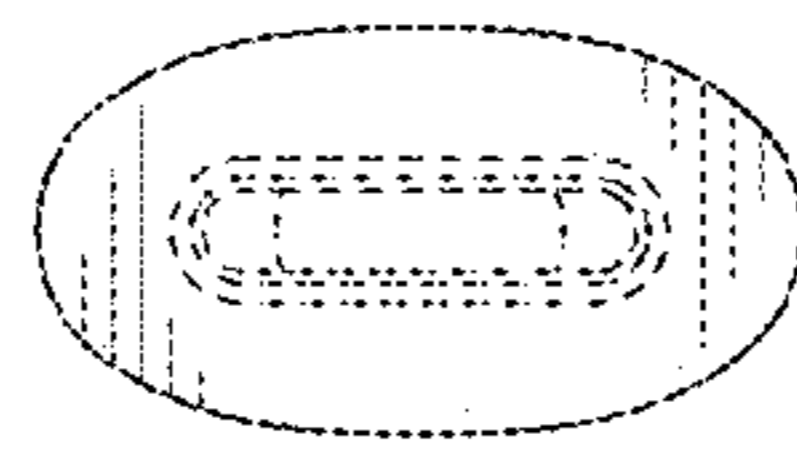


FIG. 7

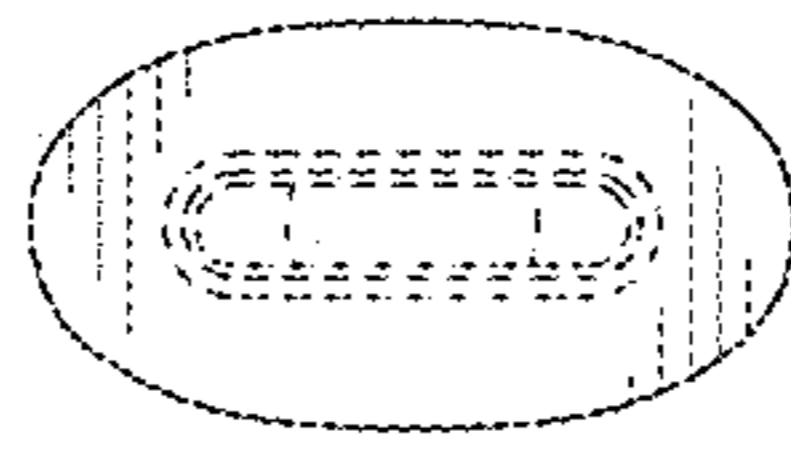


FIG. 8