

US00D954055S

(12)

United States Design Patent

Liu

(10)

Patent No.:

US D954,055 S

(45)

Date of Patent:

** Jun. 7, 2022

(54)

STYLUS PEN

(71)

Applicant: SHENZHEN JUNDATONG TECHNOLOGY CO., LTD., Shenzhen (CN)

(72)

Inventor: Zhenlei Liu, Shenzhen (CN)

(73)

Assignee: SHENZHEN JUNDATONG TECHNOLOGY CO., LTD., Shenzhen (CN)

(**)

Term: 15 Years

(21)

Appl. No.: 29/799,701

(22)

Filed: Jul. 15, 2021

(51)

LOC (13) Cl. 14-02

(52)

U.S. Cl. D14/411

(58)

Field of Classification Search

USPC

D14/372, 496, 432, 371, 125, 126, 129, D14/299, 411; D16/300–342; 351/158, 351/153, 144; 345/7–9, 905; 455/344; 348/115, 53, 121, 739

CPC

G02B 27/017; G06F 3/016; G06F 3/033; G06F 3/0317; G06F 3/03545; G06F 3/041; G06K 9/222

See application file for complete search history.

(56)

References Cited

U.S. PATENT DOCUMENTS

D705,780 S

*

5/2014

Nishizawa

D14/411

D781,293 S

*

3/2017

Mitchell

D14/411

D799,488 S

*

10/2017

Nishizawa

D14/411

D835,106 S

*

12/2018

Hsu

D14/411

D848,425 S

5/2019

Lam et al.

D892,800 S

8/2020

Xu

D909,380 S

*

2/2021

Liu

D14/411

D911,341 S

*

2/2021

Nishizawa

D14/411

D921,630 S

*

6/2021

Liu

D14/411

D936,654 S

*

11/2021

Wu

D14/411

D939,503 S

*

12/2021

Yum

D14/411

D943,582 S

*

2/2022

Mo

D14/411

D944,801 S

*

3/2022

Huang

D14/411

* cited by examiner

Primary Examiner — Austin Murphy

(57)

CLAIM

The ornamental design for a stylus pen, as shown and described.

DESCRIPTION

FIG. 1

is a perspective view of a stylus pen showing my new design;

FIG. 2

is another perspective view thereof;

FIG. 3

is a front elevational view thereof;

FIG. 4

is a rear elevational view thereof;

FIG. 5

is a left side elevational view thereof;

FIG. 6

is a right side elevational view thereof;

FIG. 7

is a top plan view thereof;

FIG. 8


is a bottom plan view thereof; and,

FIG. 9

is an enlarged view of portion 9 shown in FIG. 2.

The dash-dash broken lines in the drawings depict portions of the stylus pen that form no part of the claimed design. The dot-dash broken lines represent boundaries of the enlarged portion and form no part of the claimed design.

1 Claim, 9 Drawing Sheets






FIG. 1

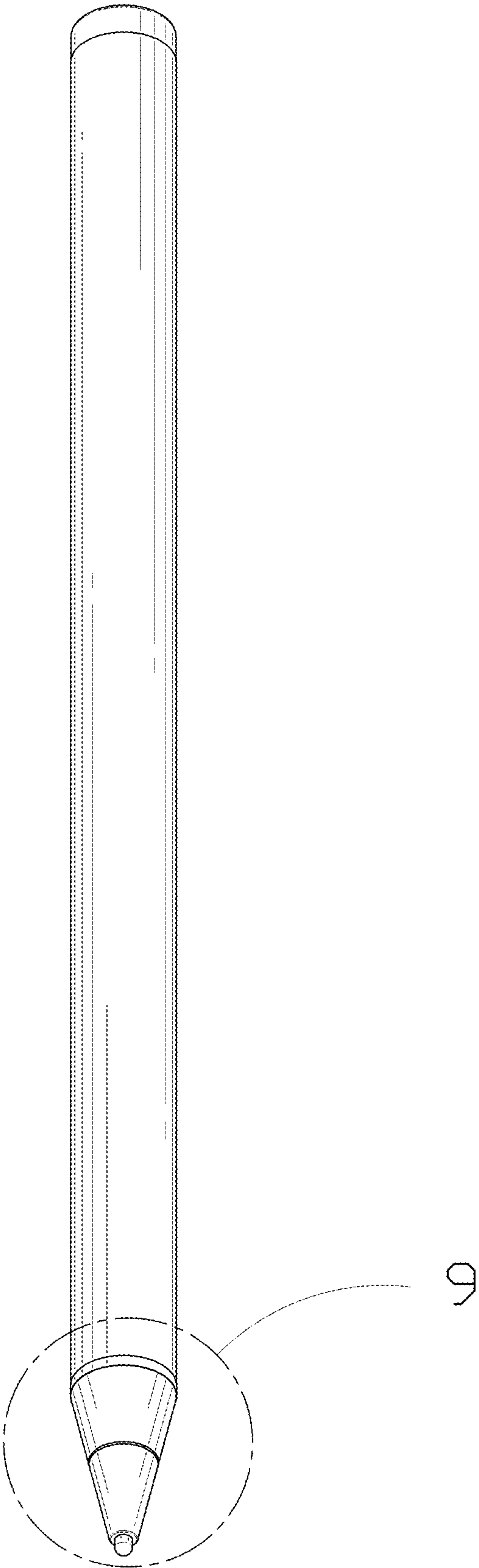


FIG. 2




FIG. 3




FIG. 4




FIG. 5

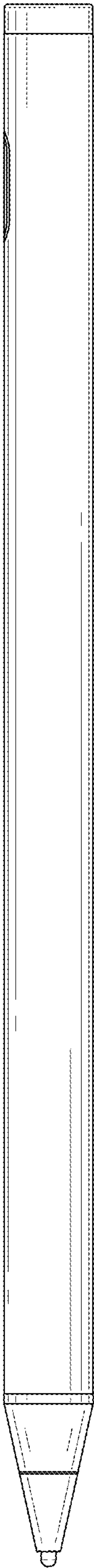


FIG. 6

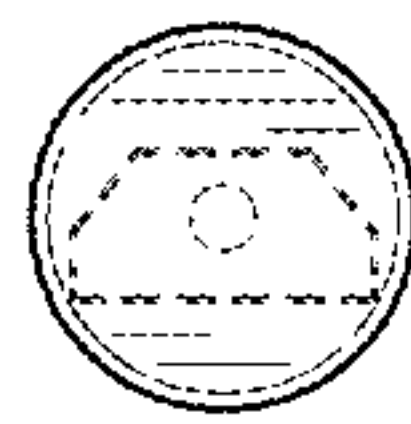


FIG. 7

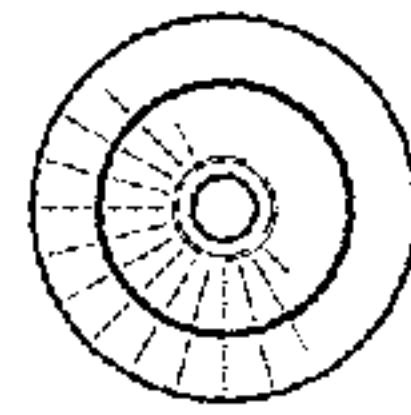


FIG. 8

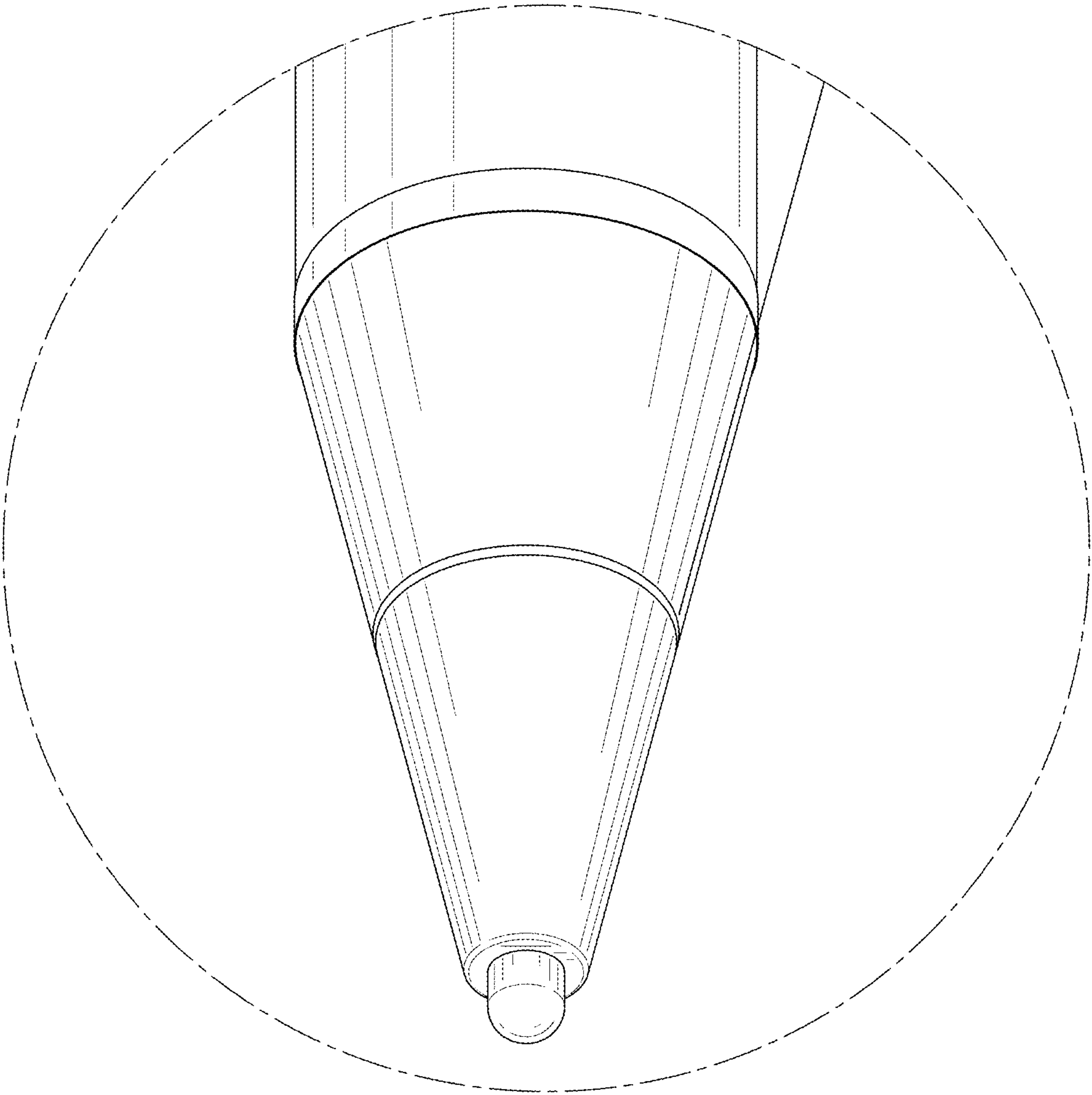


FIG. 9