



US00D954029S

(12) **United States Design Patent**
Guo

(10) **Patent No.:** **US D954,029 S**
(45) **Date of Patent:** **** Jun. 7, 2022**

- (54) **WIRELESS EARPHONE**
- (71) Applicant: **SHENZHEN HUOER TECHNOLOGY CO., LTD**, Shenzhen (CN)
- (72) Inventor: **Shuiping Guo**, Ji 'an (CN)
- (73) Assignee: **SHENZHEN HUOER TECHNOLOGY CO., LTD**, Shenzhen (CN)
- (**) Term: **15 Years**

D581,396 S *	11/2008	Wikel	D14/206
D586,333 S	2/2009	Tkachuk		
D597,084 S *	7/2009	Gondo	D14/223
D603,378 S *	11/2009	Paradise	D14/223
7,708,110 B2 *	5/2010	Leong	A61F 11/08 381/328
D617,778 S *	6/2010	Birger	D14/223
D628,989 S *	12/2010	Lee	D14/223
D635,960 S *	4/2011	Gondo	D14/223
8,655,005 B2 *	2/2014	Birger	H04R 1/1091 381/381
D707,659 S *	6/2014	Henning	D14/223
D718,283 S *	11/2014	Thompson	D14/223
D734,744 S *	7/2015	Brunner	D14/223
D743,946 S *	11/2015	Brunner	D14/223

(Continued)

- (21) Appl. No.: **29/800,177**
- (22) Filed: **Jul. 19, 2021**
- (51) **LOC (13) Cl.** **14-01**
- (52) **U.S. Cl.**
USPC **D14/223**
- (58) **Field of Classification Search**
USPC D14/223, 205; D24/174; 128/864-866;
381/380-381
CPC H04R 1/10; H04R 25/00; H04R 25/02;
H04R 1/105; H04R 1/1016; H04R
1/1066; H04R 5/033; H04R 5/0335;
H04R 1/1058; H04R 1/02; H04R 1/1041;
H04R 1/1091
See application file for complete search history.

FOREIGN PATENT DOCUMENTS

EM	006377511-0001	*	4/2019
EM	006753653-0004	*	8/2019

(Continued)

Primary Examiner — Paula Allen Greene

(57) **CLAIM**

The ornamental design for a wireless earphone, as shown and described.

DESCRIPTION

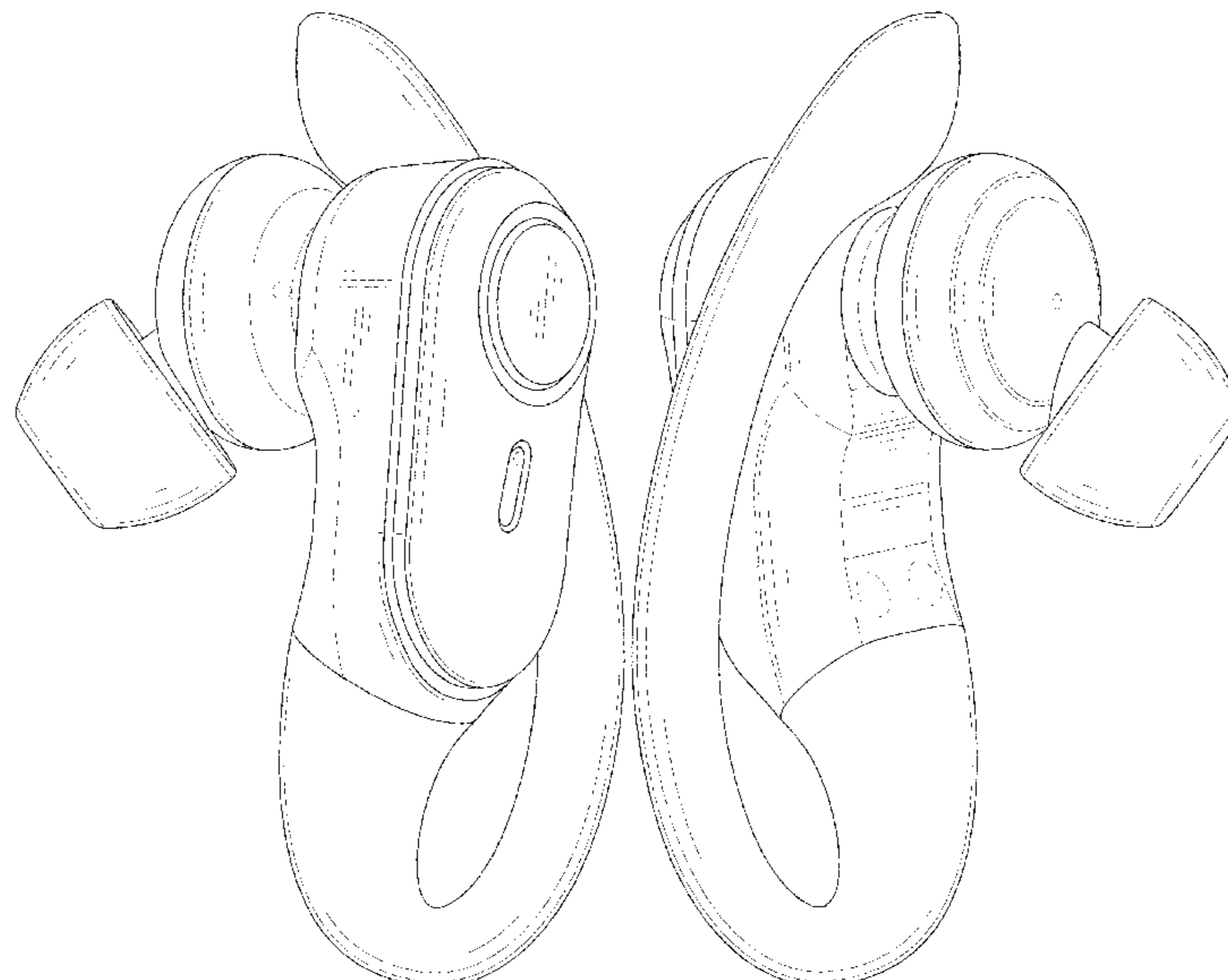
FIG. 1 is a first perspective view of a wireless earphone showing my new design;
 FIG. 2 is a second perspective view thereof;
 FIG. 3 is a front view thereof;
 FIG. 4 is a back view thereof;
 FIG. 5 is a left side view thereof;
 FIG. 6 is a right side view thereof;
 FIG. 7 is a top view thereof; and,
 FIG. 8 is a bottom view thereof.
 The broken lines shown in the drawings depict portions of the wireless earphone in which the design is embodied that form no part of the claimed design.

1 Claim, 8 Drawing Sheets

(56) **References Cited**

U.S. PATENT DOCUMENTS

D326,653 S *	6/1992	Hino	D14/205
5,410,608 A *	4/1995	Lucey	H04R 1/105 381/361
D512,049 S *	11/2005	Yang	D14/223
D542,267 S *	5/2007	Cha	D14/206
D543,968 S *	6/2007	Wong	D14/223
D550,215 S *	9/2007	Udagawa	D14/223
D559,836 S *	1/2008	Lee	D14/223
D573,582 S *	7/2008	Ma	D14/223



(56)

References Cited

U.S. PATENT DOCUMENTS

D817,305 S * 5/2018 Hsieh D14/206
 D838,692 S * 1/2019 Fu D14/223
 D843,971 S * 3/2019 Xu D14/206
 D863,263 S * 10/2019 Yu D14/223
 D863,265 S * 10/2019 Hu D14/223
 D878,338 S * 3/2020 Yang D14/223
 D881,850 S * 4/2020 Zhang D14/223
 D883,259 S * 5/2020 Ma D14/206
 D885,370 S * 5/2020 Hu D14/223
 D888,023 S * 6/2020 Gao D14/223
 D888,690 S * 6/2020 Yan
 D890,137 S * 7/2020 Ma D14/223
 D890,726 S * 7/2020 Park D14/223
 D899,406 S * 10/2020 Ma D14/223
 10,880,632 B1 * 12/2020 Boyd H04R 1/06
 D907,608 S * 1/2021 Xie D14/223
 D915,356 S * 4/2021 Gao D14/223
 D916,055 S * 4/2021 Xiao D14/223
 D916,056 S * 4/2021 Boyd D14/223
 D916,057 S * 4/2021 Boyd D14/223
 D916,461 S * 4/2021 Chang D3/294
 D918,179 S * 5/2021 Zhao

D919,594 S * 5/2021 Ott D14/223
 D919,595 S * 5/2021 Ott D14/223
 D920,958 S * 6/2021 Ye
 D920,959 S * 6/2021 Cai D14/223
 D925,494 S * 7/2021 Zhang D14/223
 D925,495 S * 7/2021 Liu D14/223
 D928,123 S * 8/2021 Gao D14/223
 D936,636 S * 11/2021 Lin D14/223
 D941,806 S * 1/2022 Liu D14/223
 2017/0105679 A1 * 4/2017 Gil A61B 5/6815
 2020/0413179 A1 * 12/2020 Boyd H04R 1/1066
 2021/0092504 A1 * 3/2021 Kamimura H04R 1/1016
 2021/0281939 A1 * 9/2021 Yuen H04R 1/105
 2022/0095029 A1 * 3/2022 Zheng H04R 1/1091

FOREIGN PATENT DOCUMENTS

EM 008053755-0001 * 7/2020
 EM 008330336-0001 * 12/2020
 EM 008814768-0001 * 12/2021
 EM 008862395-0001 * 2/2022
 GB 9007805296-0001 * 4/2020
 GB 6191896 * 2/2022

* cited by examiner

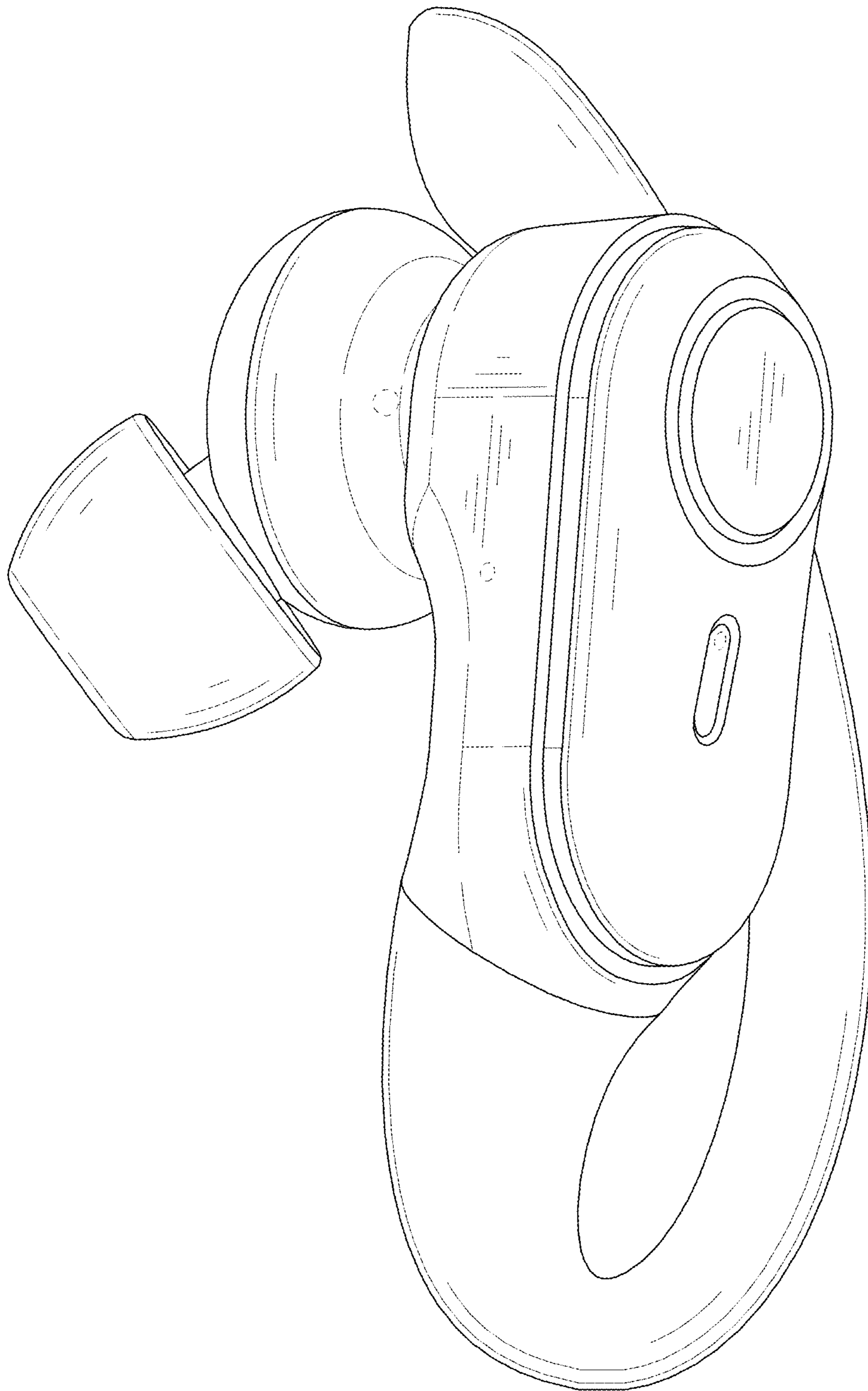


FIG. 1




FIG. 2

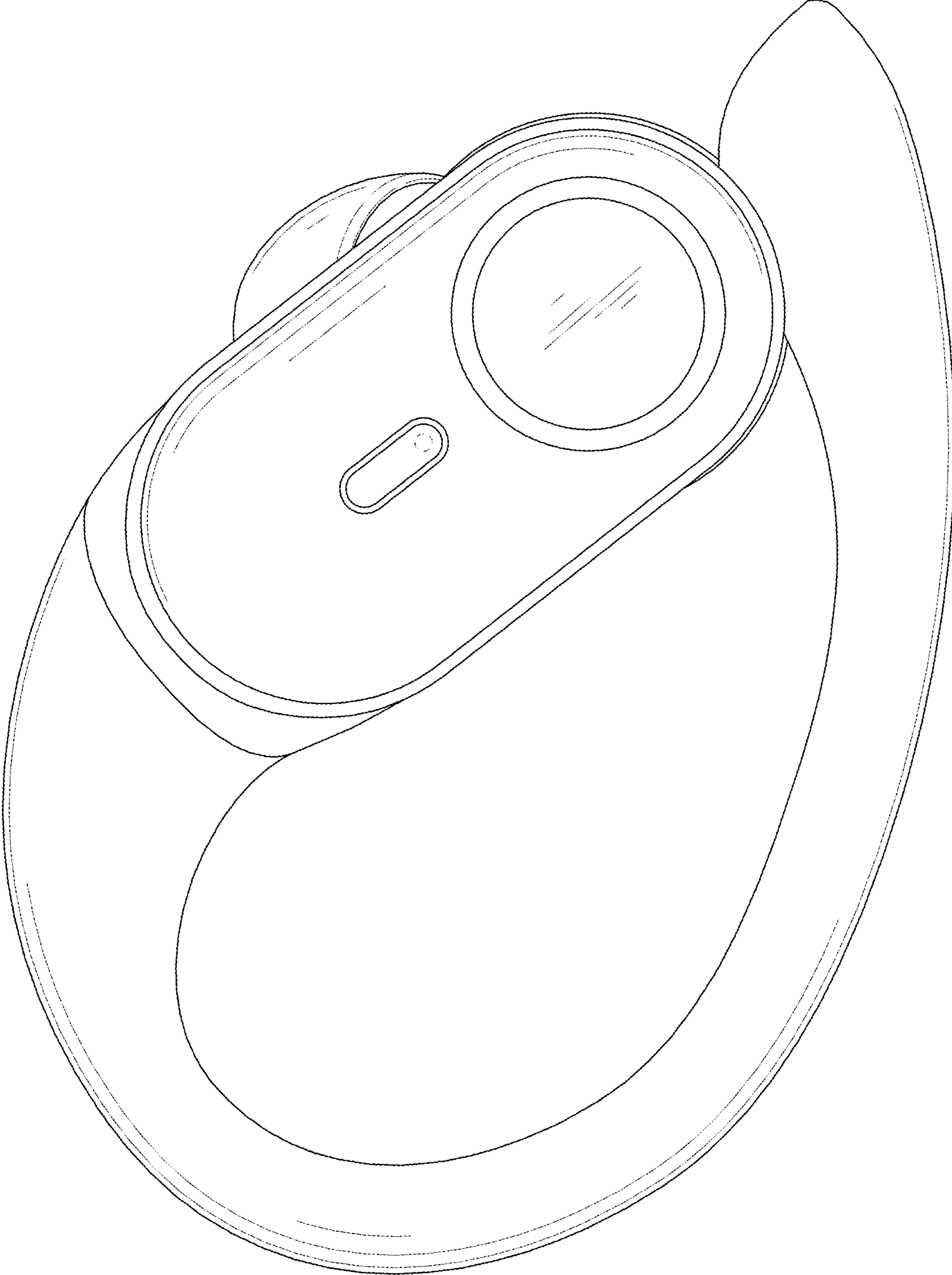


FIG. 3

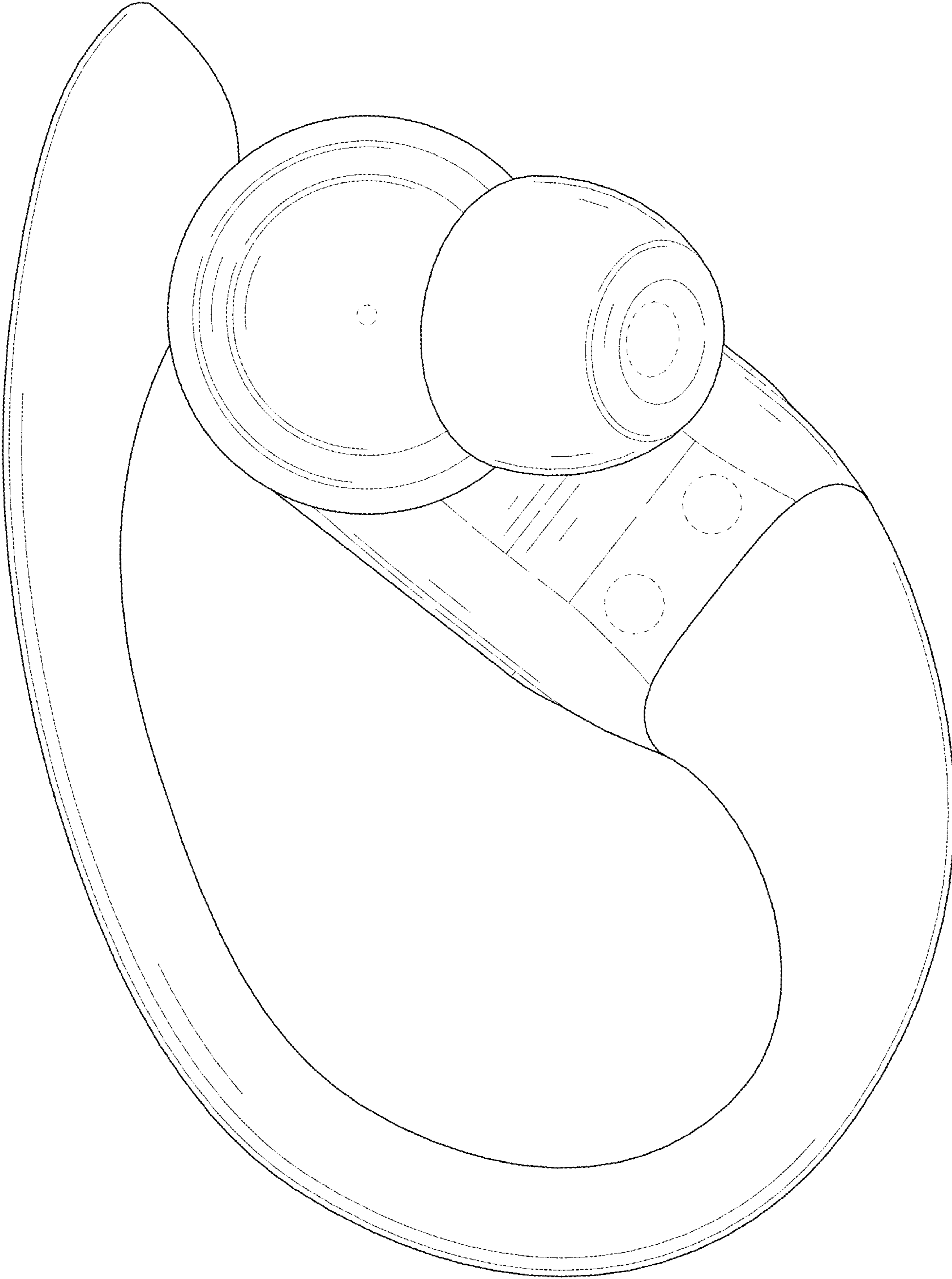


FIG. 4

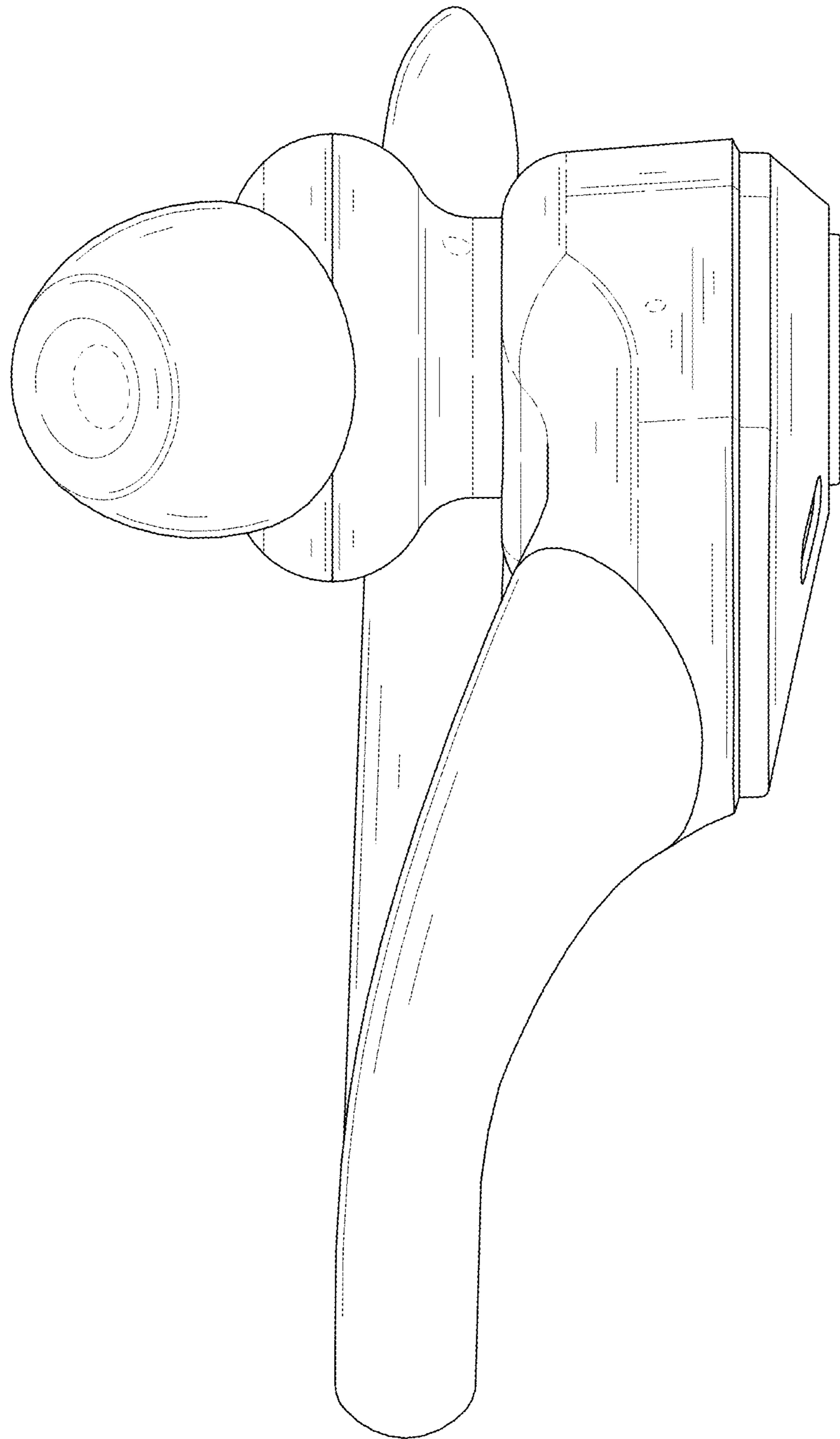


FIG. 5

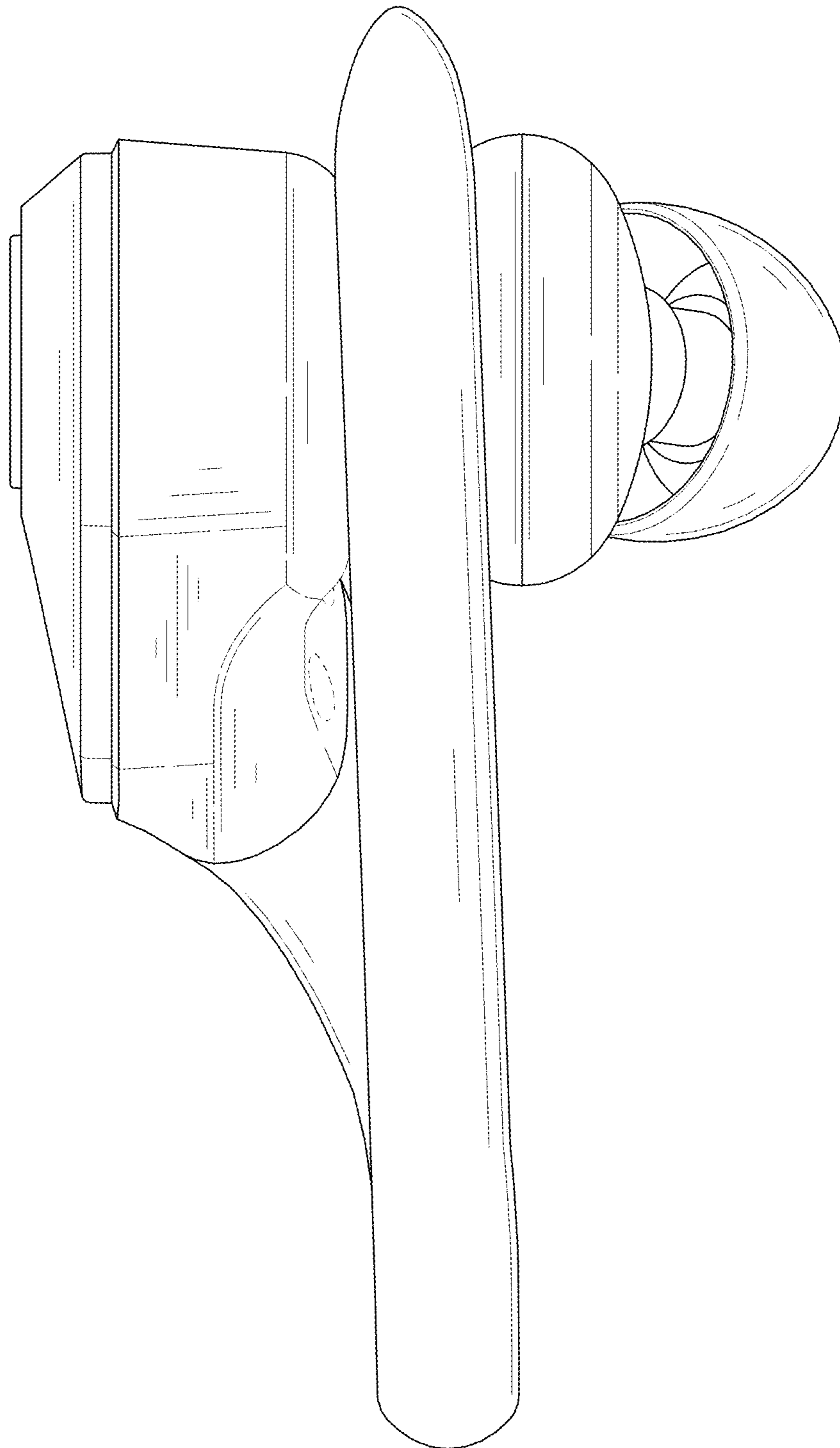


FIG. 6

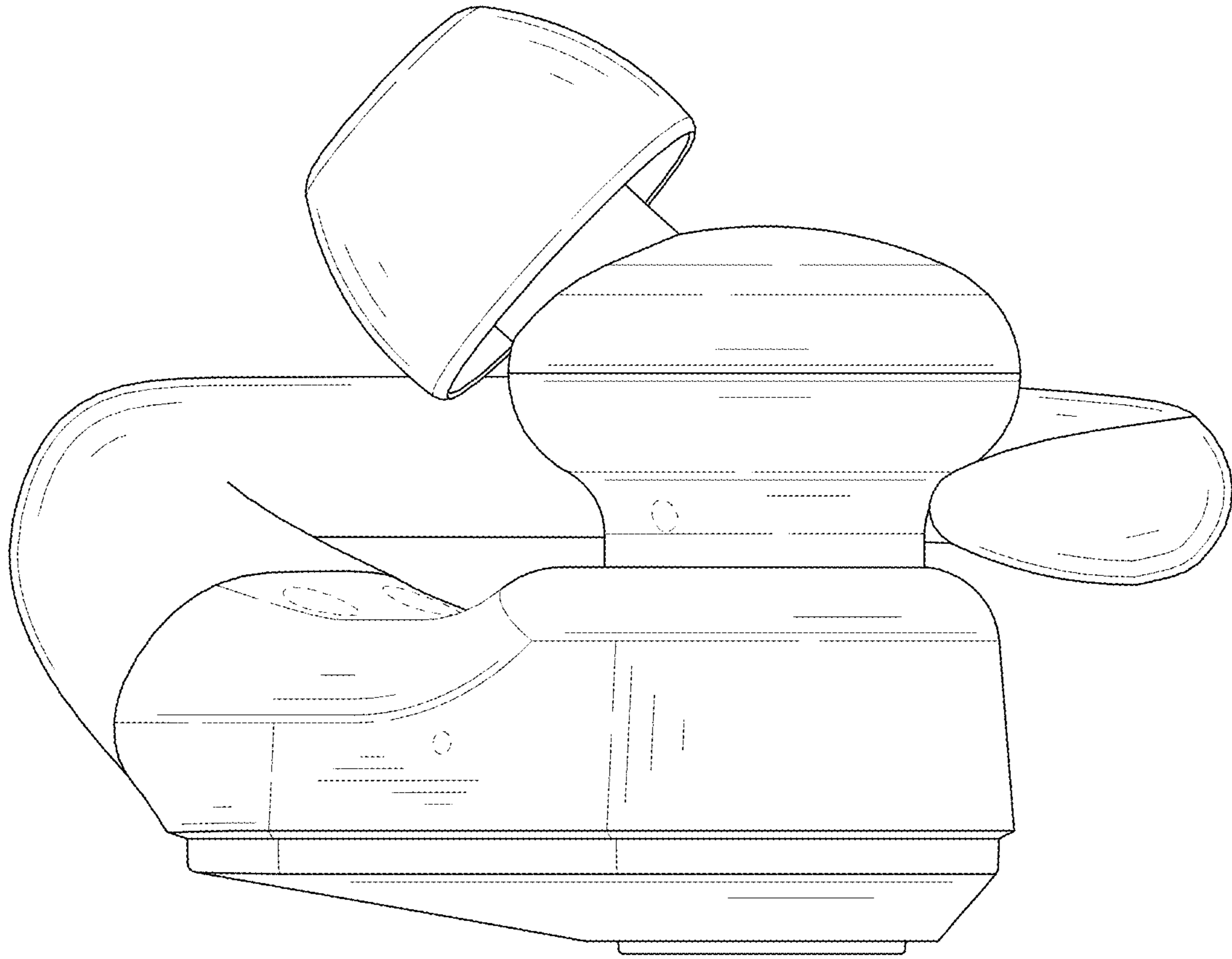


FIG. 7

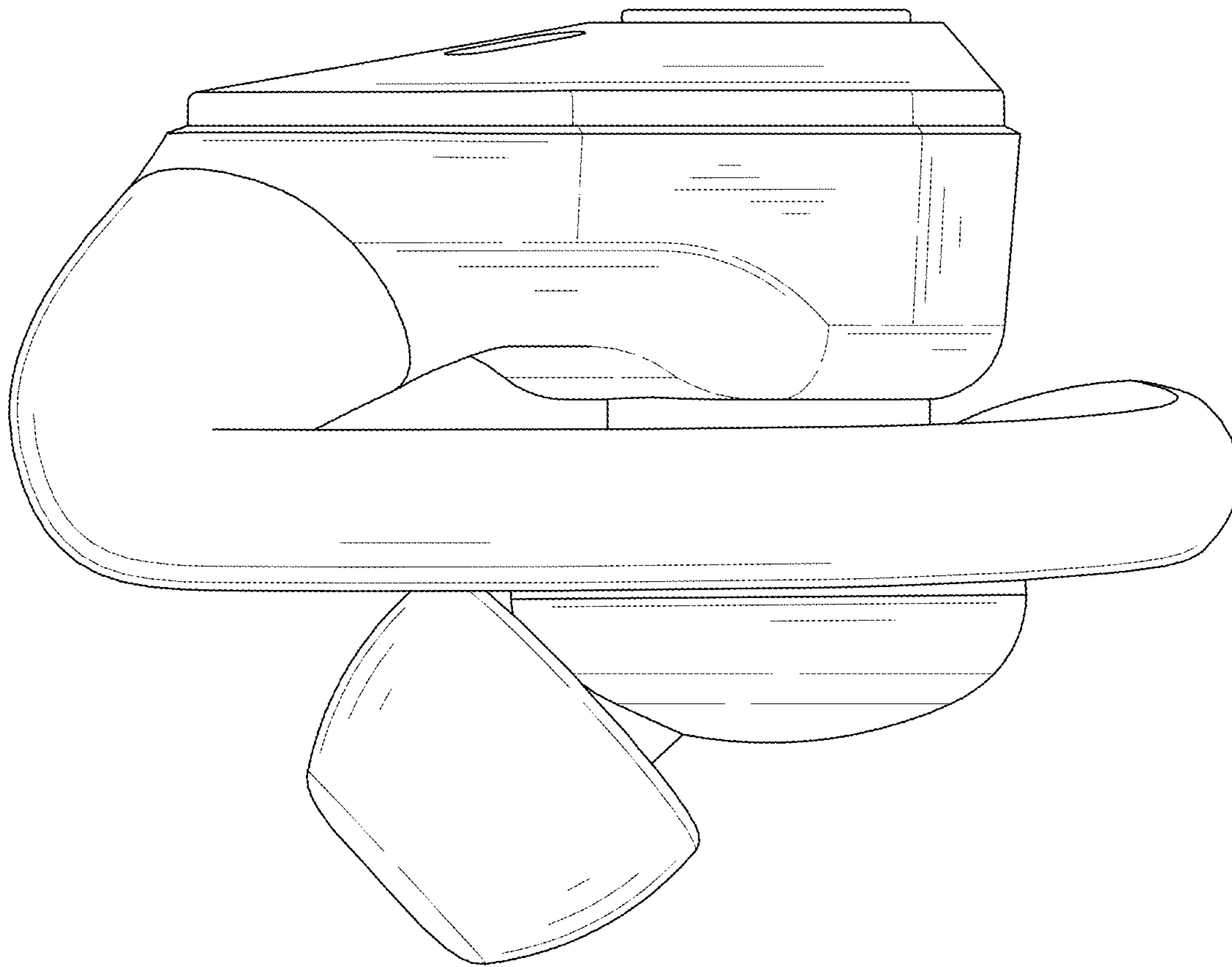


FIG. 8