



US00D953977S

(12) **United States Design Patent** (10) **Patent No.:** **US D953,977 S**
Hu (45) **Date of Patent:** **** Jun. 7, 2022**

(54) **CHARGER**
(71) Applicant: **DNANUDGE LIMITED**, London (GB)
(72) Inventor: **Keren Hu**, London (GB)
(73) Assignee: **DNANUDGE LIMITED**, London (GB)
(**) Term: **15 Years**
(21) Appl. No.: **29/712,661**
(22) Filed: **Nov. 11, 2019**
(30) **Foreign Application Priority Data**
May 10, 2019 (EM) 006436473
(51) **LOC (13) Cl.** **13-02**
(52) **U.S. Cl.**
USPC **D13/108**
(58) **Field of Classification Search**
USPC D13/103, 107, 108, 109, 110, 118, 119,
D13/162, 162.1, 163, 168; D14/432, 433,
D14/434, 447; D27/217; D24/217
CPC H02J 7/342; H02J 50/00; H02J 15/00
See application file for complete search history.

(56) **References Cited**
U.S. PATENT DOCUMENTS
D422,965 S * 4/2000 Laufer D13/108
D433,996 S * 11/2000 Ma D13/110
D494,571 S * 8/2004 Polito D14/223
D517,556 S * 3/2006 Cho D14/299
D797,041 S * 9/2017 Meyerhoffer D13/107
D851,177 S * 6/2019 Bo D21/455
D873,803 S * 1/2020 Miller D14/218
D883,202 S * 5/2020 Edwards D13/108
D903,586 S * 12/2020 Jiang D13/107
D908,619 S * 1/2021 Chen D13/108

2013/0187606 A1* 7/2013 Ting H02J 7/0042
320/114
2018/0097373 A1* 4/2018 Mcsweyn H01M 10/46
2020/0227903 A1* 7/2020 Helnerus H02J 7/0042

OTHER PUBLICATIONS

“DnaNudge”. Found online Apr. 23, 2021 at youtube.com. Reference dated Sep. 4, 2020. Retrieved from <https://www.youtube.com/watch?v=nqOQ3ccUIWc>. (Year: 2020).*
“LED Wireless Fast Charging Plate”. Found online Apr. 23, 2021 at dhgate.com. Reference dated Jun. 4, 2018. Retrieved from https://tineye.com/search/2a9486e339335fff8a0af350334d2db1794c2b14?sort=crawl_date&order=asc&page=1 (Year: 2018).*
“LXORY Wireless Charging Station”. Found online Apr. 21, 2021 at amazon.com. Reference dated Nov. 29, 2016. Retrieved from <https://www.amazon.com/LXORY-Dual-Wireless-Charging-Pad/dp/B0788D2KFG/>. (Year: 2016).*

* cited by examiner

Primary Examiner — Kendra Leslie Hamilton
Assistant Examiner — Amanda Christensen
(74) *Attorney, Agent, or Firm* — Saul Ewing Arnstein & Lehr LLP

(57) **CLAIM**
The ornamental design for a charger, as shown and described.

DESCRIPTION

FIG. 1 is a rear view of a charger, showing my new design; FIG. 2 is a front elevation view thereof; FIG. 3 is a top plan view thereof; FIG. 4 is a bottom plan view thereof; FIG. 5 is a left-side elevation view thereof; FIG. 6 is a right-side elevation view thereof; and, FIG. 7 is a top, front, left side perspective view thereof. The broken lines in the drawings depict portions of the charger that form no part of the claimed design.

1 Claim, 4 Drawing Sheets

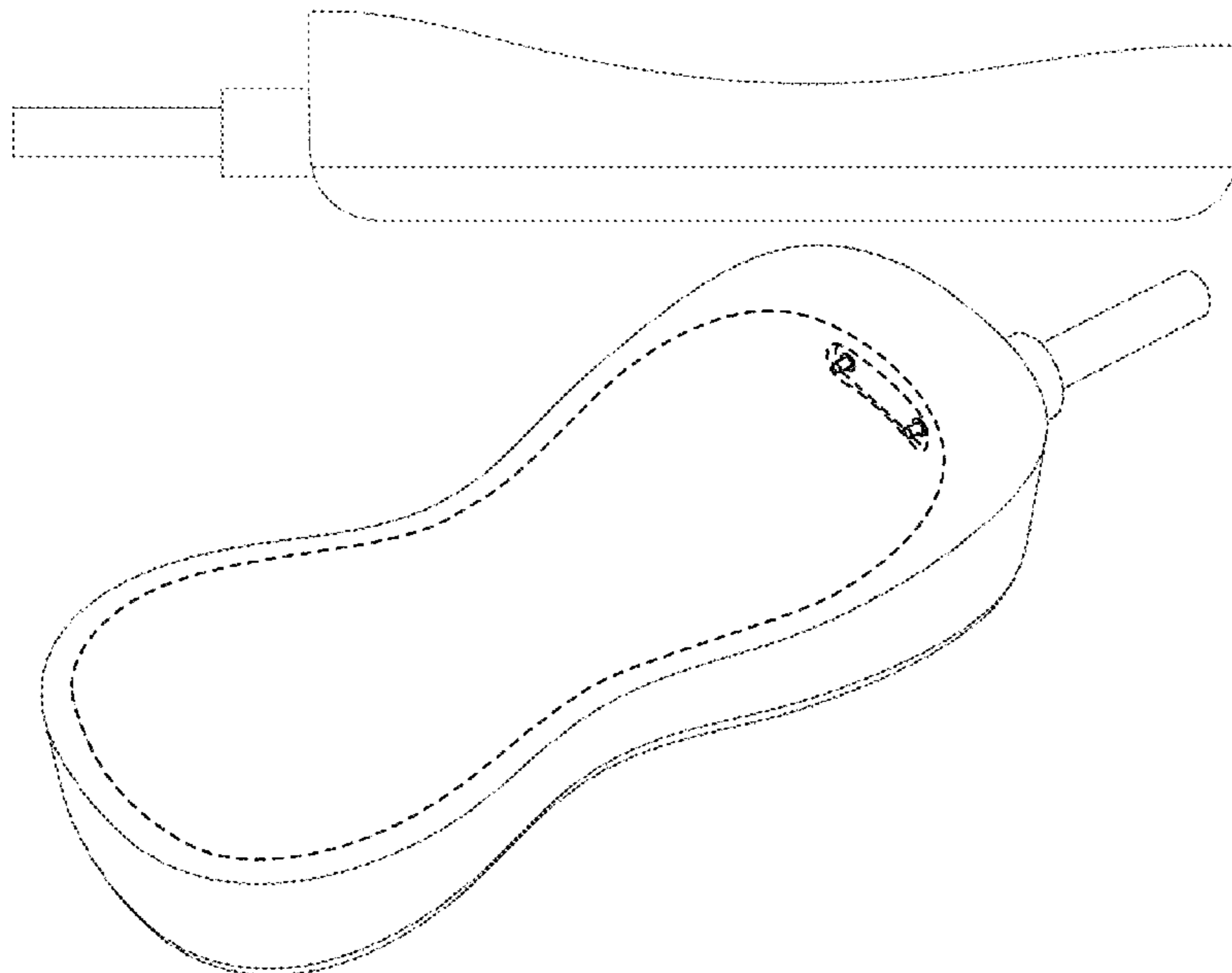


FIG. 1

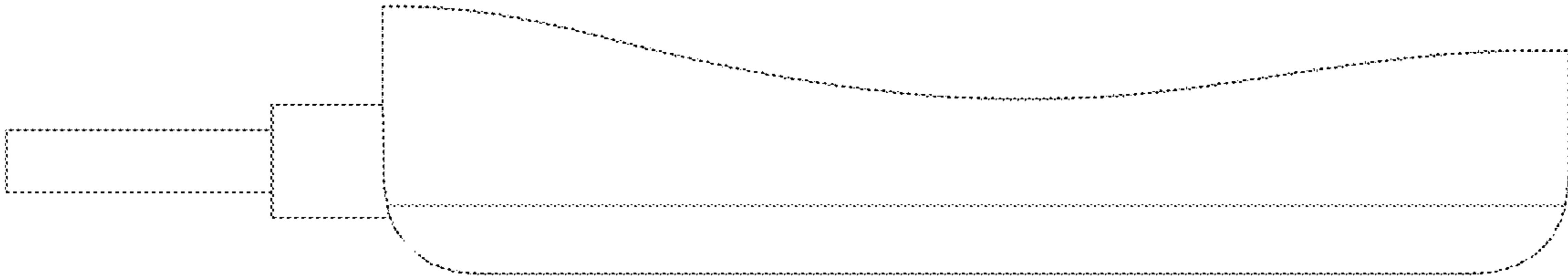


FIG. 2




FIG. 3

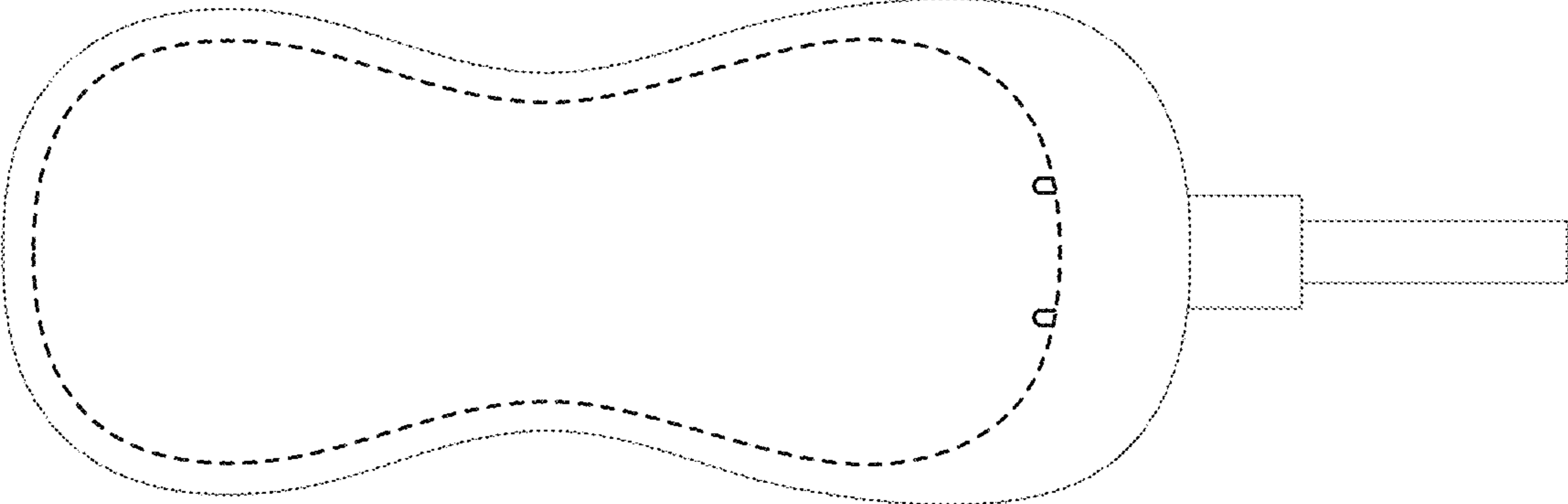


FIG. 4

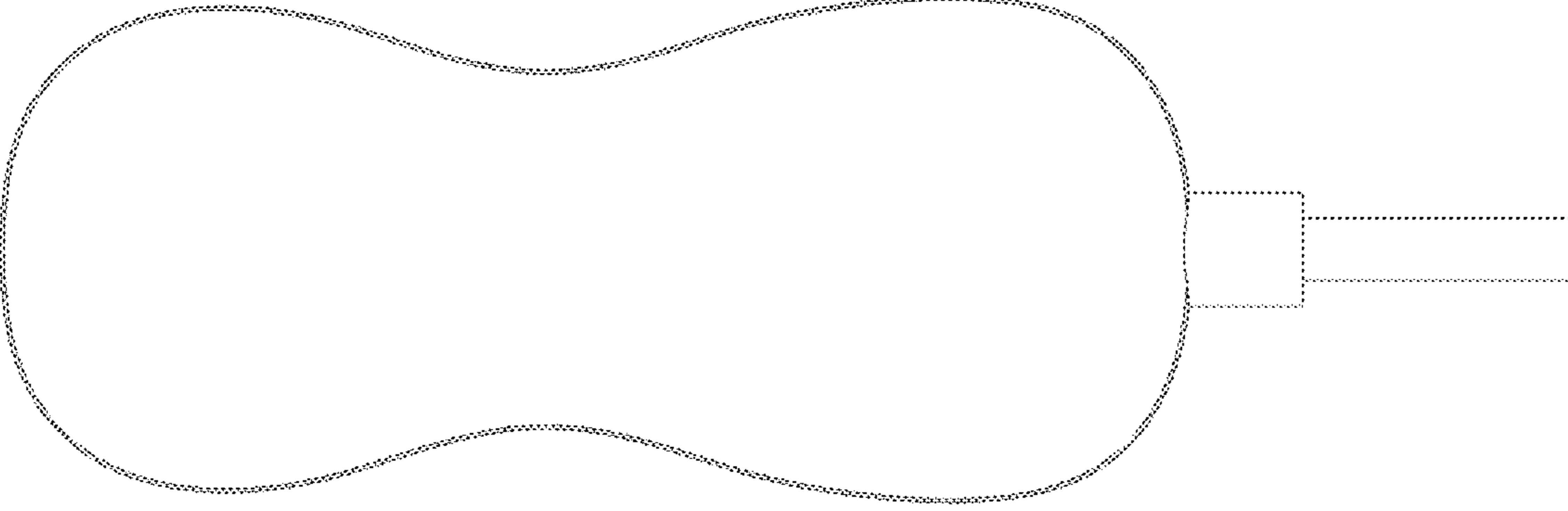


FIG. 5

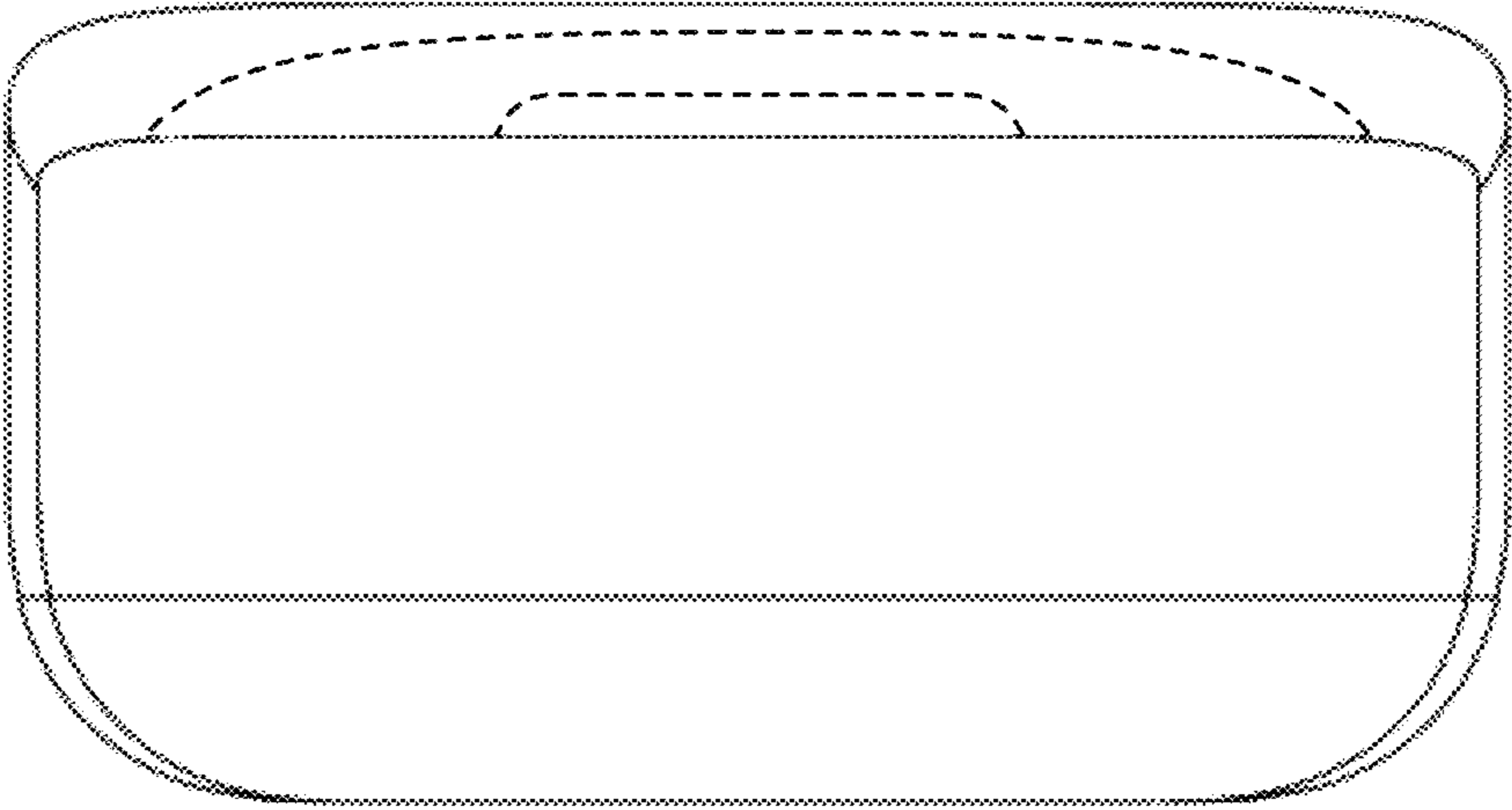


FIG. 6

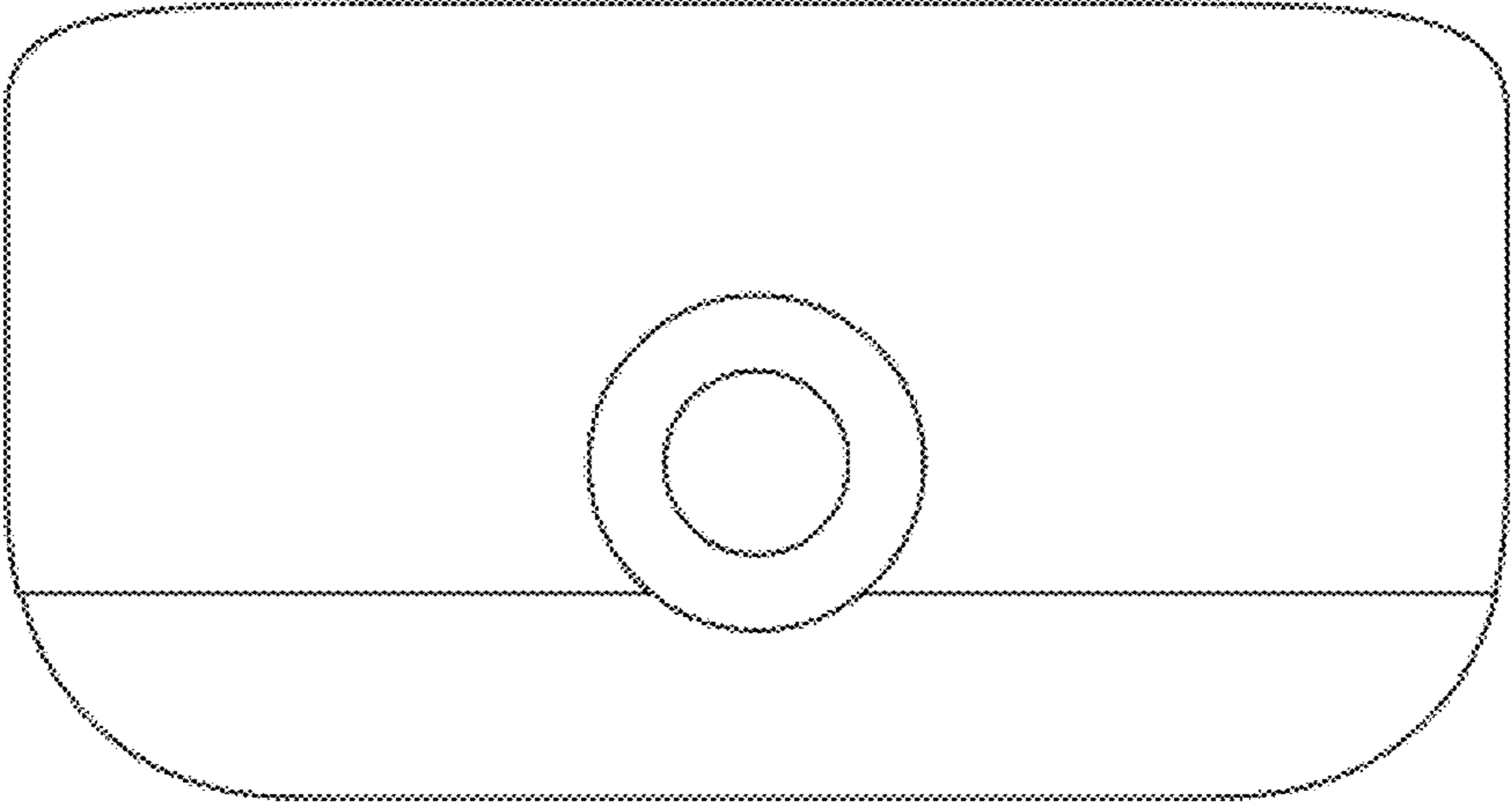


FIG. 7

