



US00D953973S

(12) **United States Design Patent**  
**Ruiz et al.**

(10) **Patent No.:** **US D953,973 S**  
(45) **Date of Patent:** **\*\* Jun. 7, 2022**

(54) **SOLAR PANEL**

- (71) Applicant: **SUNPOWER CORPORATION**, San Jose, CA (US)
- (72) Inventors: **Maritza Ruiz**, Campbell, CA (US); **Nathaniel Caswell**, Sunnyvale, CA (US)
- (73) Assignee: **SUNPOWER CORPORATION**, San Jose, CA (US)
- (\*\*) Term: **15 Years**
- (21) Appl. No.: **29/790,772**
- (22) Filed: **Dec. 14, 2021**

**Related U.S. Application Data**

- (60) Division of application No. 29/774,918, filed on Mar. 19, 2021, now Pat. No. Des. 938,899, which is a (Continued)
- (51) **LOC (13) Cl.** ..... **13-02**
- (52) **U.S. Cl.**  
USPC ..... **D13/102**
- (58) **Field of Classification Search**  
USPC ..... D13/101, 102, 103, 110, 118, 133, 184, D13/199  
(Continued)

(56) **References Cited**

**U.S. PATENT DOCUMENTS**

- 3,152,774 A \* 10/1964 Wyatt ..... B64G 1/50 244/171.7
- 3,769,091 A 10/1973 Leinkram et al.  
(Continued)

**FOREIGN PATENT DOCUMENTS**

- EM 000034350-0001 4/2003
- EM 001955030-0002 11/2011  
(Continued)

**OTHER PUBLICATIONS**

Chinese Office Action dated Jan. 11, 2018 in Chinese Patent Application No. 201730373991.2.  
(Continued)

*Primary Examiner* — Derrick E Holland  
(74) *Attorney, Agent, or Firm* — Oblon, McClelland, Maier & Neustadt, L.L.P.

(57) **CLAIM**

The ornamental design for a solar panel, as shown and described.

**DESCRIPTION**

FIG. 1 is a front elevational view of a first embodiment of a solar panel.  
 FIG. 2 is a rear elevational view thereof.  
 FIG. 3 is a left side elevational view thereof, the right side elevational view being a mirror image of the left side elevational view shown.  
 FIG. 4 is a top plan view thereof, the bottom plan view being a mirror image of the top plan view shown.  
 FIG. 5 is a detail view showing a partially exploded front elevational view thereof.  
 FIG. 6 is a detail view showing an enlarged front elevational view thereof, corresponding to the area defined by call-out box 6 in FIG. 1.  
 FIG. 7 is a detail view showing a partial enlarged left side elevational view thereof, along line 7-7 in FIG. 6.  
 FIG. 8 is a front elevational view of a second embodiment of a solar panel.  
 FIG. 9 is a rear elevational view thereof.  
 FIG. 10 is a left side elevational view thereof, the right side elevational view being a mirror image of the left side elevational view shown.  
 FIG. 11 is a top plan view thereof, the bottom plan view being a mirror image of the top plan view shown.  
 FIG. 12 is a detail view showing a partially exploded front elevational view thereof.  
 FIG. 13 is a detail view showing an enlarged front elevational view thereof, corresponding to the area defined by call-out box 13 in FIG. 8; and,

(Continued)

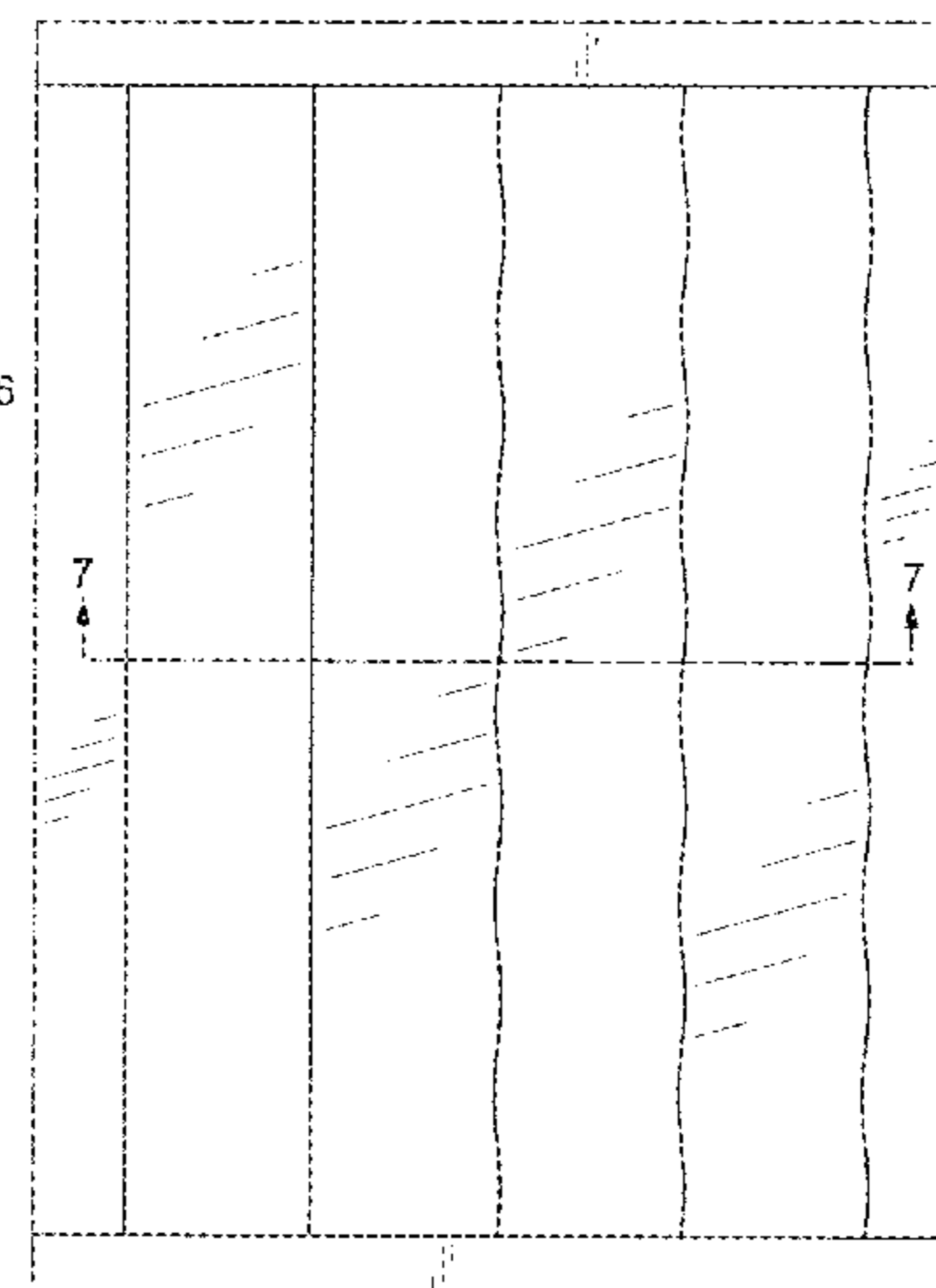



FIG. 14 is a detail view showing a partial enlarged left side elevational view thereof, along line 14-14 in FIG. 13. The broken lines in the drawings illustrate subject matter that forms no part of the claimed design.

**1 Claim, 14 Drawing Sheets**

**Related U.S. Application Data**

division of application No. 29/611,877, filed on Jul. 26, 2017, now Pat. No. Des. 914,589, which is a continuation of application No. 15/395,727, filed on Dec. 30, 2016, now Pat. No. 10,741,703.

(58) **Field of Classification Search**

CPC ..... Y02E 10/00; Y02E 10/40; Y02E 10/42; Y02E 10/43; Y02E 10/45; Y02E 10/46; Y02E 10/50; Y02E 10/51; Y02E 10/52; Y02E 10/542; Y02E 10/544; Y02S 136/292; H01L 31/00; H01L 31/042; H01L 31/043; H01L 31/047; H01L 31/048; H01L 31/2021; H01L 31/02008; H01L 31/02161; H01L 31/022425; H01L 31/0352; H01L 31/0725; E04H 4/08; H02S 40/34

See application file for complete search history.

(56) **References Cited**

U.S. PATENT DOCUMENTS

D353,129 S	12/1994	Ricaud et al.	
D397,990 S *	9/1998	Fukuhara .....	D13/102
6,232,545 B1	5/2001	Samaras et al.	
6,617,506 B2 *	9/2003	Sasaki .....	H01L 31/042 136/246
D524,727 S	7/2006	Yamashita et al.	
D543,501 S	5/2007	Yamashita et al.	
D543,502 S	5/2007	Yamashita et al.	
D613,243 S	4/2010	Burt	
D632,642 S	2/2011	Chaney et al.	
D688,620 S *	8/2013	Burt .....	D13/102
D716,218 S	10/2014	Loeckenhoff et al.	
2003/0127128 A1	7/2003	Fabick et al.	
2011/0220180 A1	9/2011	Cinnamon et al.	
2012/0024337 A1	2/2012	Bellacicco et al.	

2012/0318319 A1 *	12/2012	Pinarbasi .....	H01L 31/0201 136/244
2013/0021054 A1 *	1/2013	Voltan .....	G01R 31/26 324/761.01
2014/0041715 A1	2/2014	Carolan et al.	
2014/0124013 A1 *	5/2014	Morad .....	H01L 31/042 136/246
2014/0124014 A1 *	5/2014	Morad .....	H01L 31/0747 136/246
2014/0124031 A1	5/2014	Chen et al.	
2014/0202514 A1	7/2014	Ting et al.	
2014/0238468 A1	8/2014	Broune	

FOREIGN PATENT DOCUMENTS

EM	002032581-0005	4/2012
EM	001386056-0001	10/2013
WO	2015/183827 A2	12/2015

OTHER PUBLICATIONS

Office Action dated Jun. 5, 2018 in corresponding Japanese Patent Application No. 2017-029568, 1 page.  
 Office Action dated Jun. 5, 2018 in corresponding Japanese Patent Application No. 2017-029575, 1 page.  
 Office Action dated Jun. 5, 2018 in corresponding Japanese Patent Application No. 2017-029574, 1 page.  
 Office Action dated Jun. 5, 2018 in corresponding Japanese Patent Application No. 2017-029576, 1 page.  
 Office Action dated Jun. 5, 2018 in corresponding Japanese Patent Application No. 2017-021290, 1 page.  
 Office Action dated Jun. 5, 2018 in corresponding Japanese Patent Application No. 2017-029577, 1 page.  
 Office Action dated Jun. 5, 2018 in corresponding Japanese Patent Application No. 2017-029573, 1 page.  
 Office Action dated Jun. 5, 2018 in corresponding Japanese Patent Application No. 2017-029571, 1 page.  
 Office Action dated Jun. 5, 2018 in corresponding Japanese Patent Application No. 2017-029569, 1 page.  
 Office Action dated Jun. 5, 2018 in corresponding Japanese Patent Application No. 2017-029572, 1 page.  
 Office Action dated Jun. 5, 2018 in corresponding Japanese Patent Application No. 2017-029570, 1 page.  
 Notification of Reason for Refusal dated Jan. 7, 2022 in corresponding Korean Patent Application No. 10-2018-7036068 (with English translation) 15 pages).

\* cited by examiner



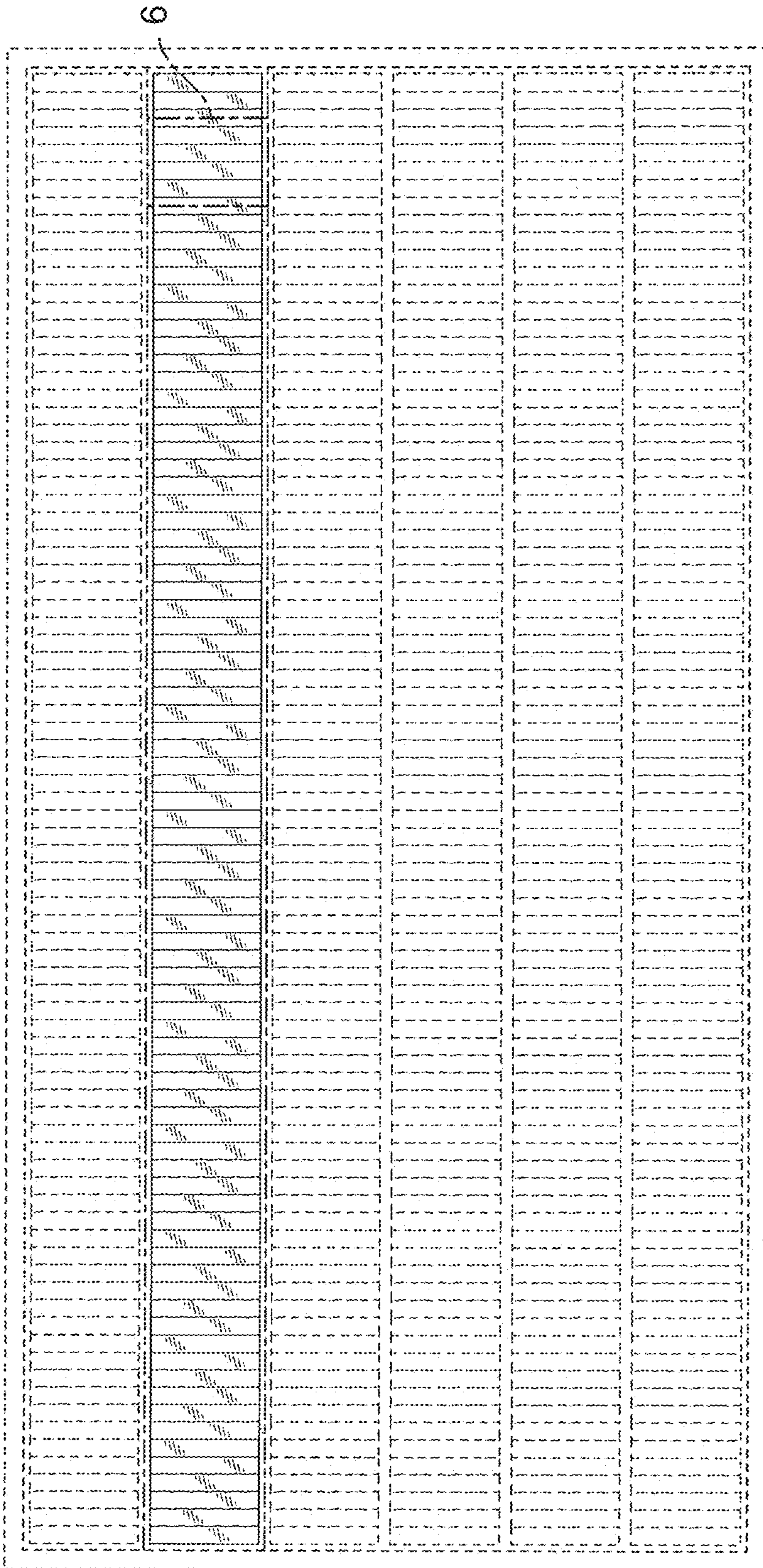


FIG. 1




FIG. 2



FIG. 3

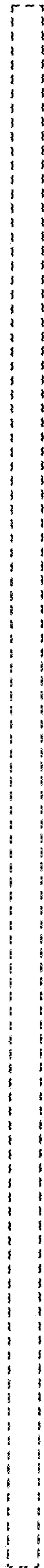


FIG. 4






FIG. 5

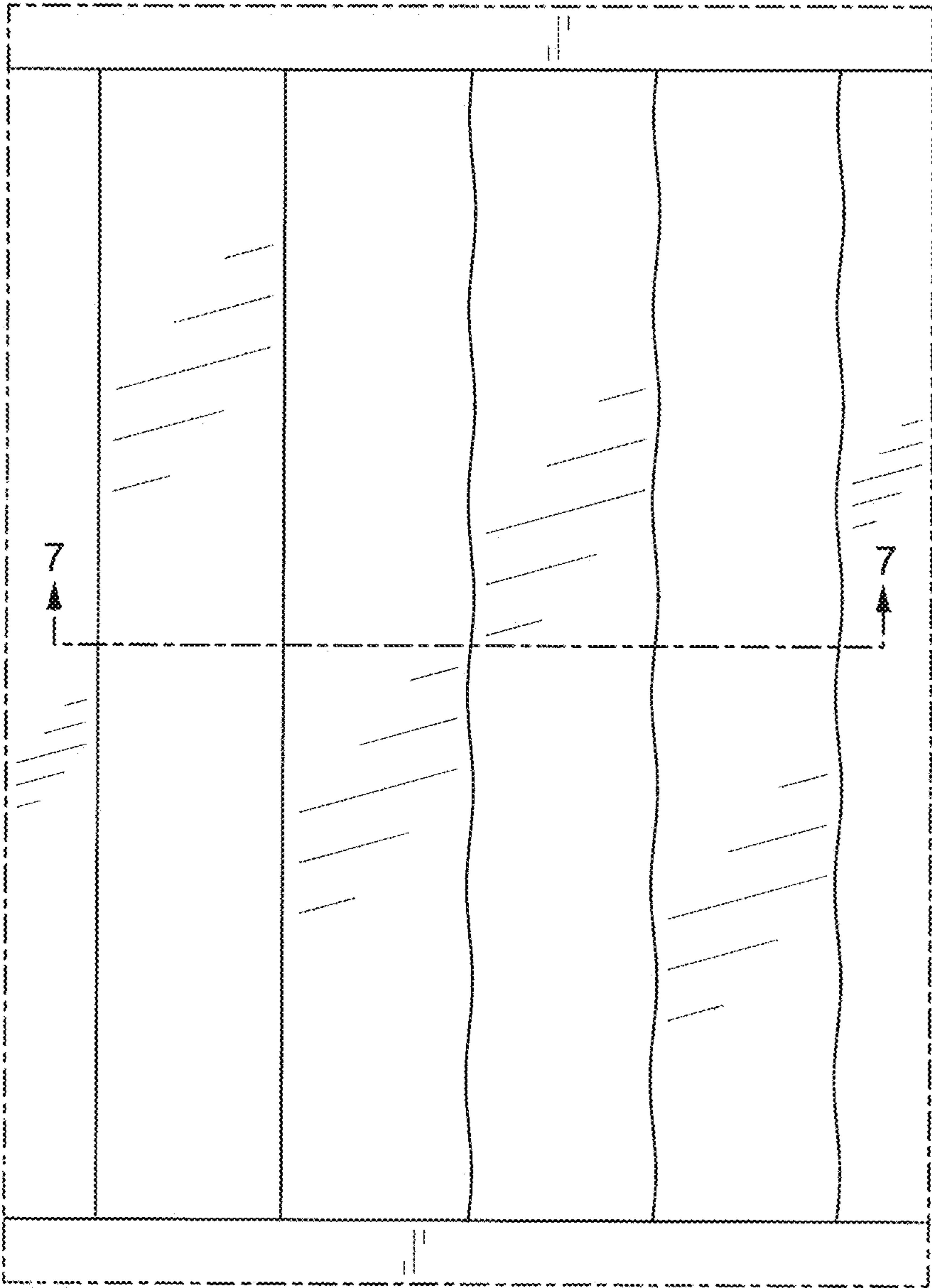


FIG. 6





FIG. 7




FIG. 8




FIG. 9



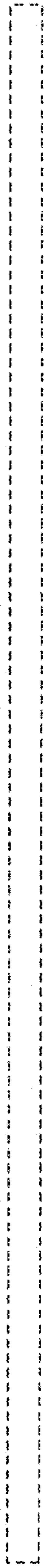


FIG. 10



FIG. 11

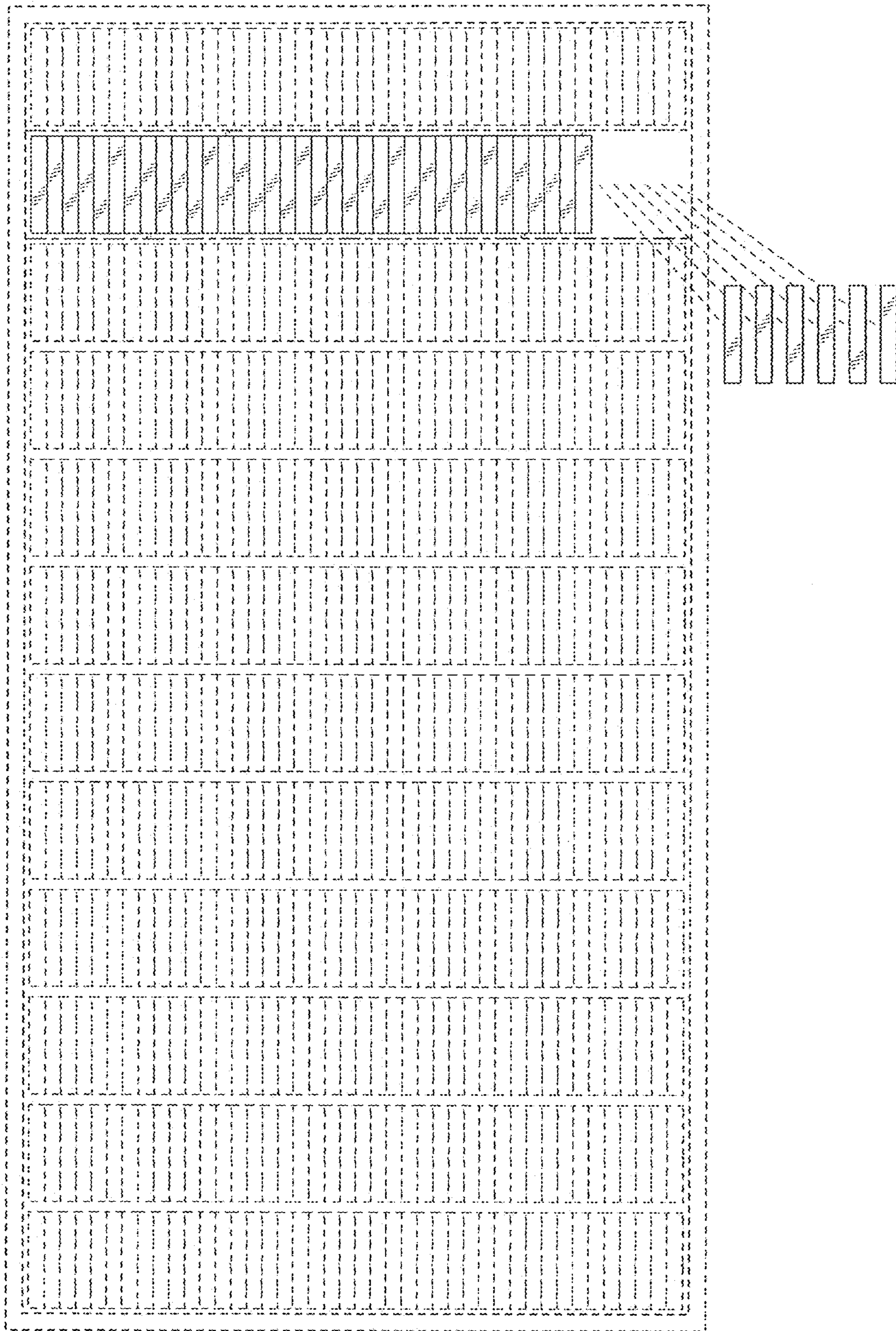


FIG. 12



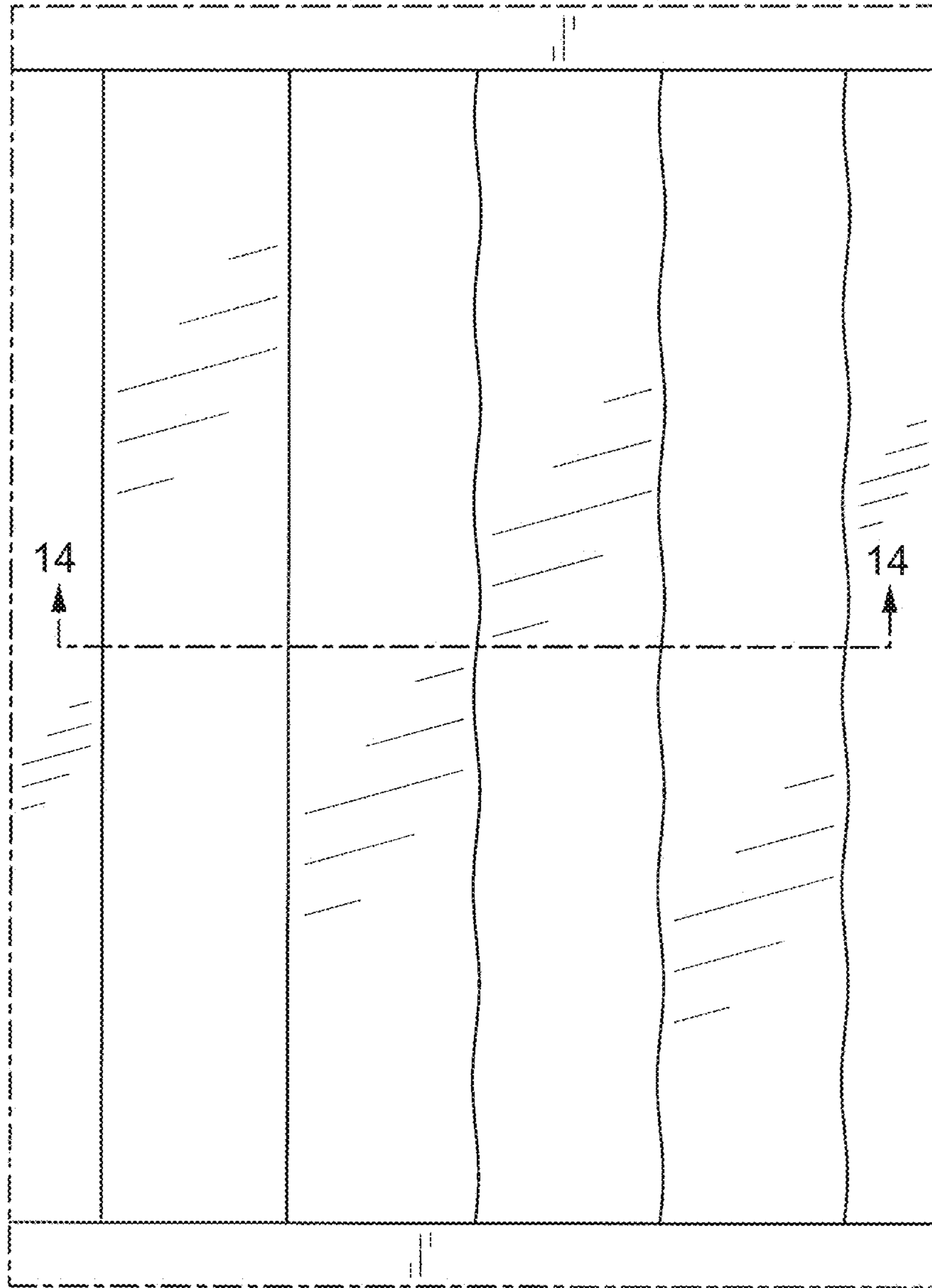


FIG. 13

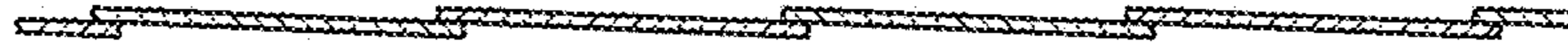


FIG. 14