



US00D953965S

(12) **United States Design Patent**  
**Choi et al.**

(10) **Patent No.:** **US D953,965 S**

(45) **Date of Patent:** **\*\* Jun. 7, 2022**

- (54) **CARGO CONTAINER**
- (71) Applicant: **DEKA Products Limited Partnership**,  
Manchester, NH (US)
- (72) Inventors: **Sooshin Choi**, Londonderry, NH (US);  
**Spencer Winfield Trafton**, Nashua, NH  
(US)
- (73) Assignee: **Amoskeag ADV LLC**, Manchester, NH  
(US)

D388,368 S	12/1997	Polak	
D408,767 S	4/1999	Bar	
D424,483 S	5/2000	Tripodi	
6,161,714 A	12/2000	Matsuura et al.	
D447,460 S *	9/2001	Snook .....	D12/413
D470,084 S	2/2003	Schlough	
D630,156 S *	1/2011	Farber .....	D12/413
D636,301 S	4/2011	Dammacco	
D734,029 S	7/2015	Lee, II	
D740,555 S	10/2015	Huber	
D740,556 S	10/2015	Huber	
9,248,958 B2	2/2016	Pherson	
9,254,857 B2	2/2016	Fiebelkorn	
D793,914 S	8/2017	Eriksson	

(Continued)

(\*\*) Term: **15 Years**

(21) Appl. No.: **29/725,406**

*Primary Examiner* — Abraham Bahta

(22) Filed: **Feb. 25, 2020**

(74) *Attorney, Agent, or Firm* — Toohey Law Group,  
LLC

(51) **LOC (13) Cl.** ..... **12-16**

(52) **U.S. Cl.**

USPC ..... **D12/415**; D3/272

(58) **Field of Classification Search**

USPC ..... D12/93–96, 98–114, 190, 196, 223,  
D12/400–415, 414.1, 414; D3/201, 273,  
D3/232, 287, 276, 272, 215, 282, 217,  
D3/225, 218, 226, 274; D6/552

CPC ..... B65D 88/14; B65D 88/129; B65D 88/12;  
B65D 88/121; B65D 88/00; B65D  
88/127; B65D 88/52; B65D 90/00; B65D  
90/02; B65D 90/04; B65D 90/06; B65D  
90/08; B65D 90/10; B65D 90/14; B65D  
90/0086; B65D 90/0066; B65D 90/0026;  
B65D 90/021; B65D 90/045; B65D  
90/048; B65D 90/055; B65D 90/058;  
B65D 25/00; B65D 25/02; B62J 7/00;  
B62J 7/04; B62J 7/0406; B62J 7/003

See application file for complete search history.

(56) **References Cited**

U.S. PATENT DOCUMENTS

D260,252 S *	8/1981	Groene .....	D12/413
D388,027 S	12/1997	Polak	

(57) **CLAIM**

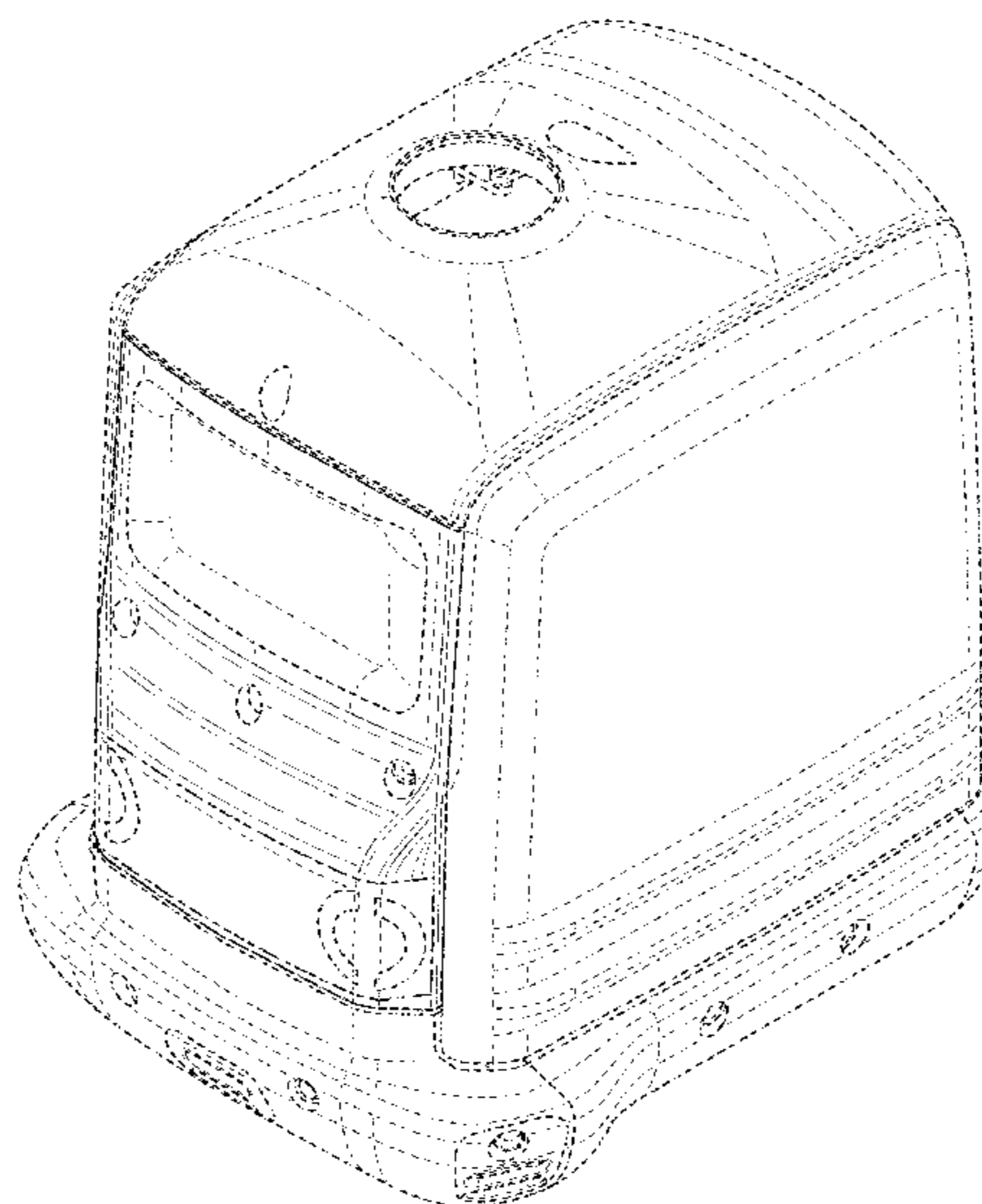
The ornamental design for a cargo container, as shown and described.

**DESCRIPTION**

FIG. 1 is a front, top, and right side perspective view of the cargo container, showing the new design; FIG. 2 is a front elevational view thereof; FIG. 3 is a rear elevational view thereof; FIG. 4 is a left elevational view thereof; FIG. 5 is a right elevational view thereof; FIG. 6 is a top plan view thereof; and, FIG. 7 is a bottom plan view thereof.

The ornamental design which is claimed is shown in solid lines in the drawings. Any broken lines in the drawings are for illustrative purposes and form no part of the claimed design. The uneven broken lines define a boundary outside of which the claimed design is contained. The claimed design extends to, but does not include the uneven broken lines. The uneven broken lines are merely provided as an illustrative boundary and do not correspond to features present on the cargo container.

**1 Claim, 7 Drawing Sheets**



(56)

**References Cited**

U.S. PATENT DOCUMENTS

D827,939	S	9/2018	Jakubowski et al.	
D863,203	S	* 10/2019	Eriksson .....	D12/413
10,773,881	B2	9/2020	Pherson et al.	
D911,254	S	* 2/2021	Bourassa .....	D12/413
2008/0042379	A1	2/2008	Amran	
2017/0080967	A1	3/2017	Atkins	
2018/0146757	A1	5/2018	Signh Johar	

\* cited by examiner

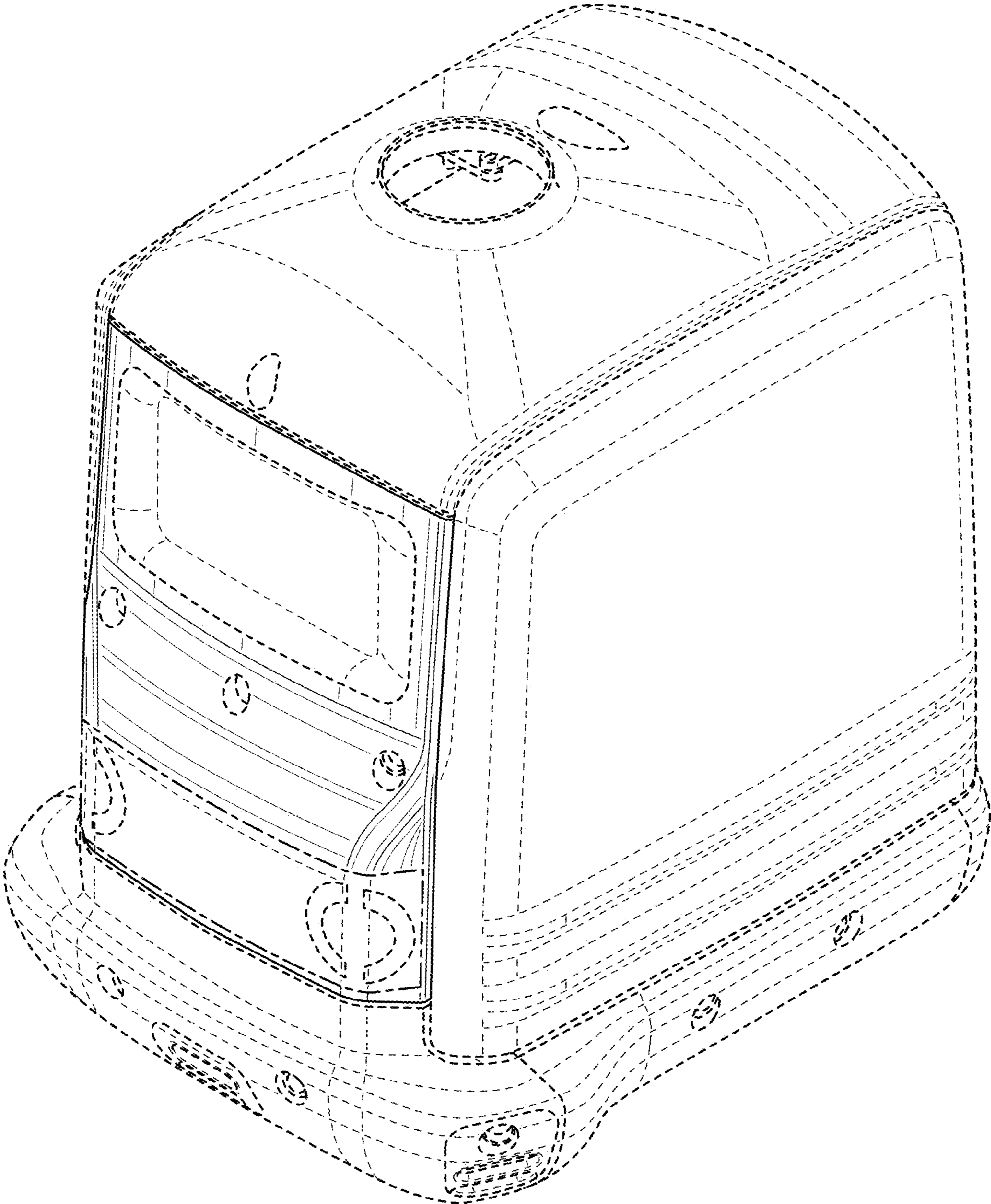


FIG. 1

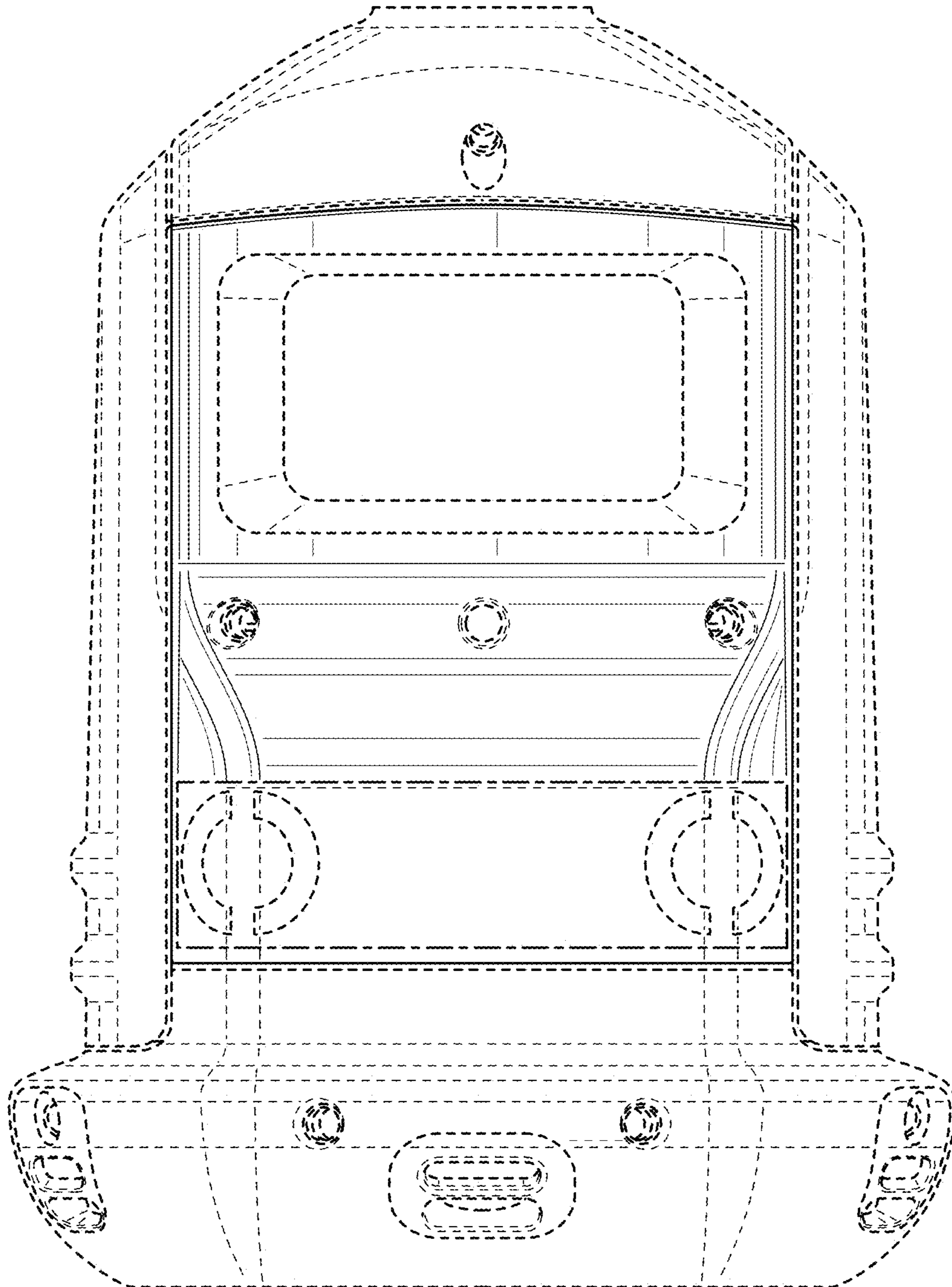


FIG. 2

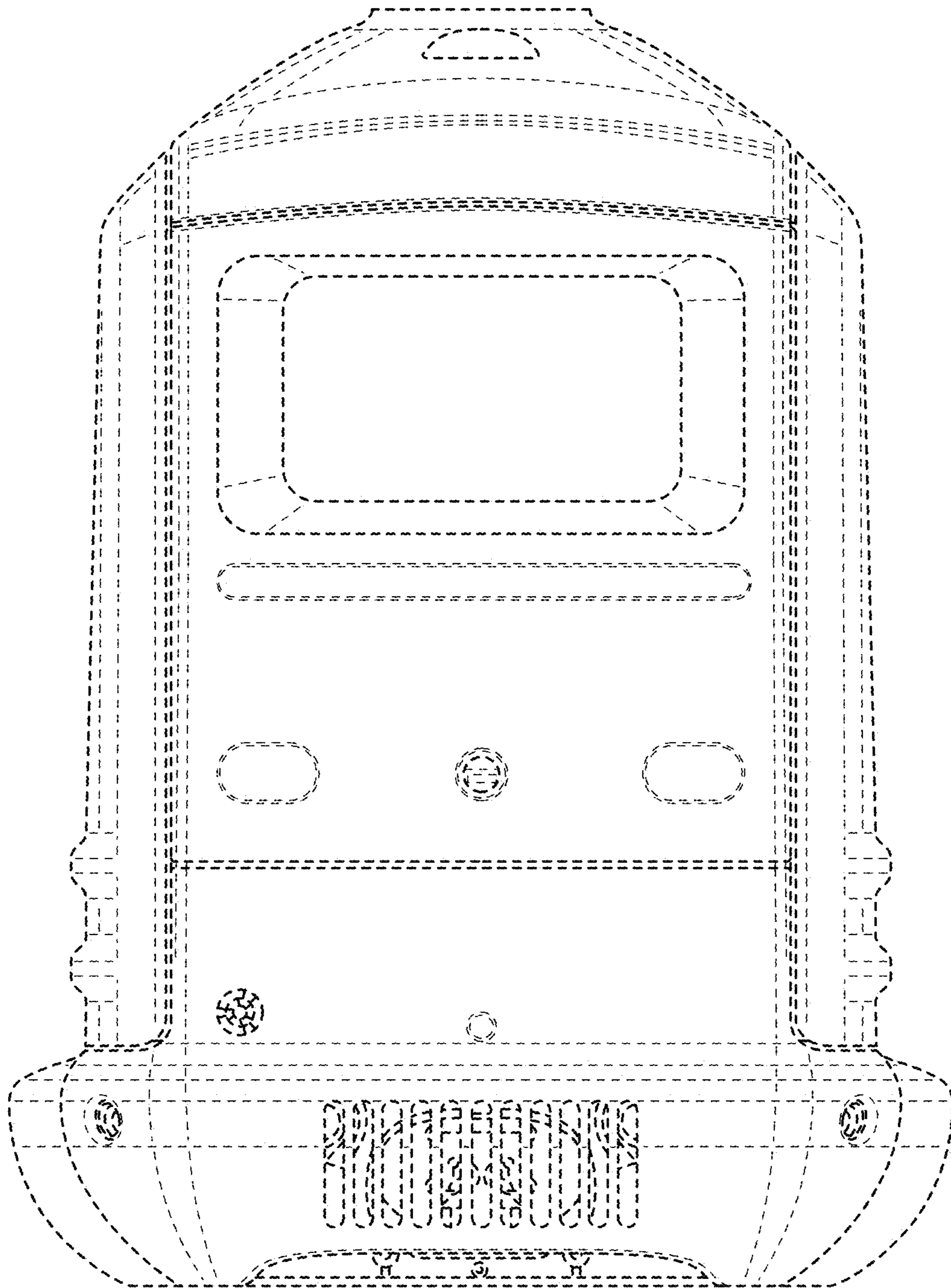


FIG. 3

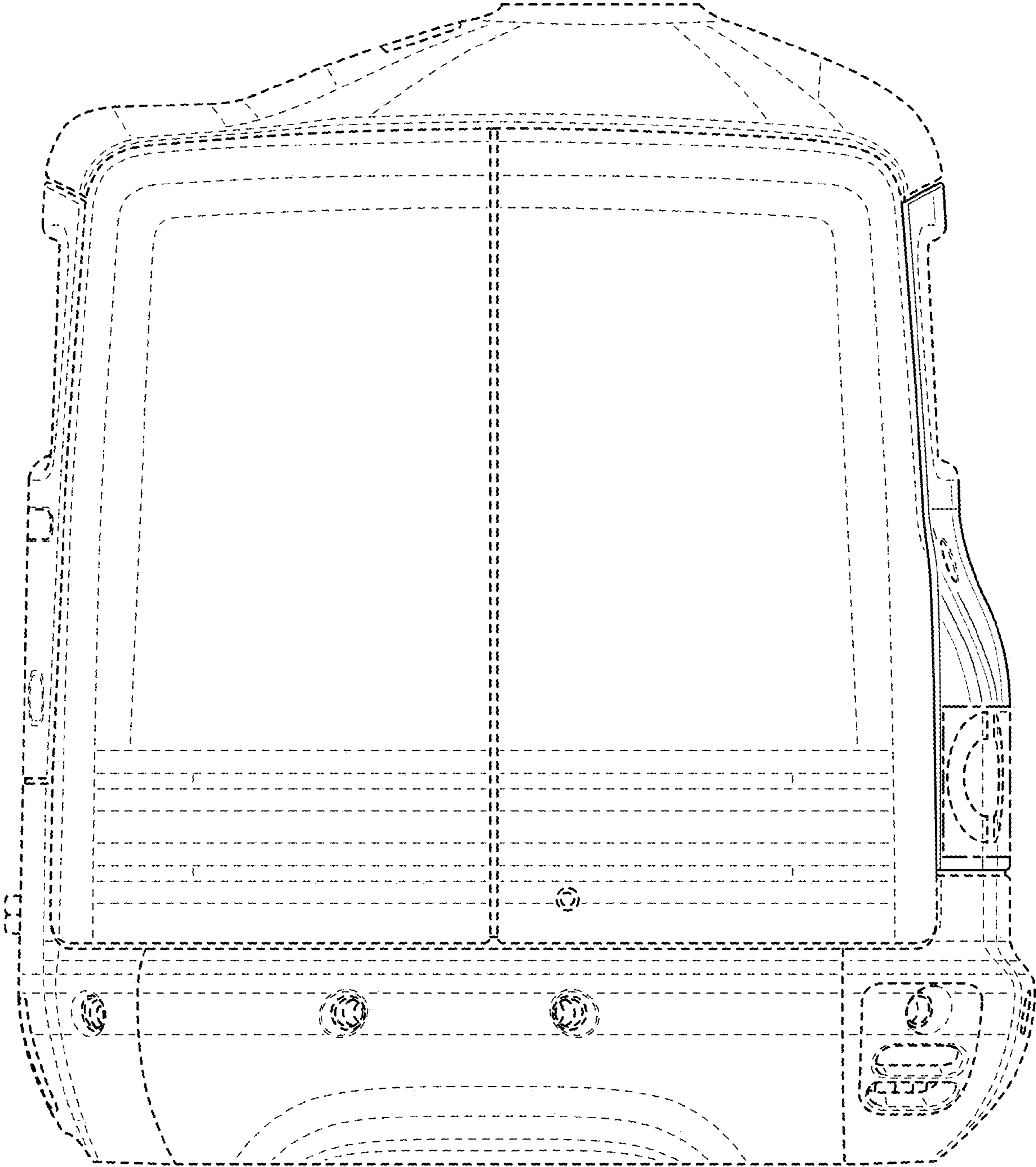


FIG. 4

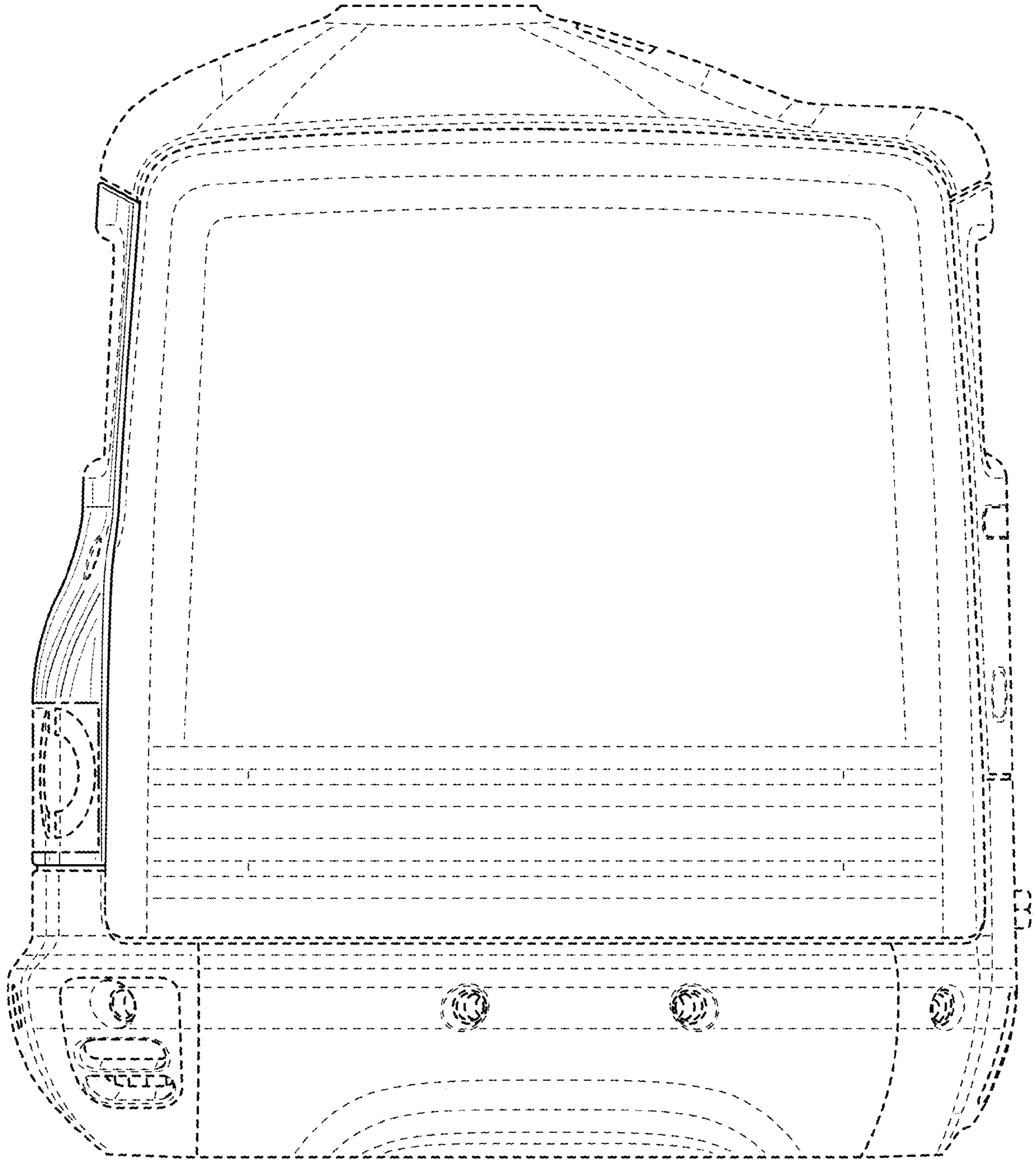


FIG. 5

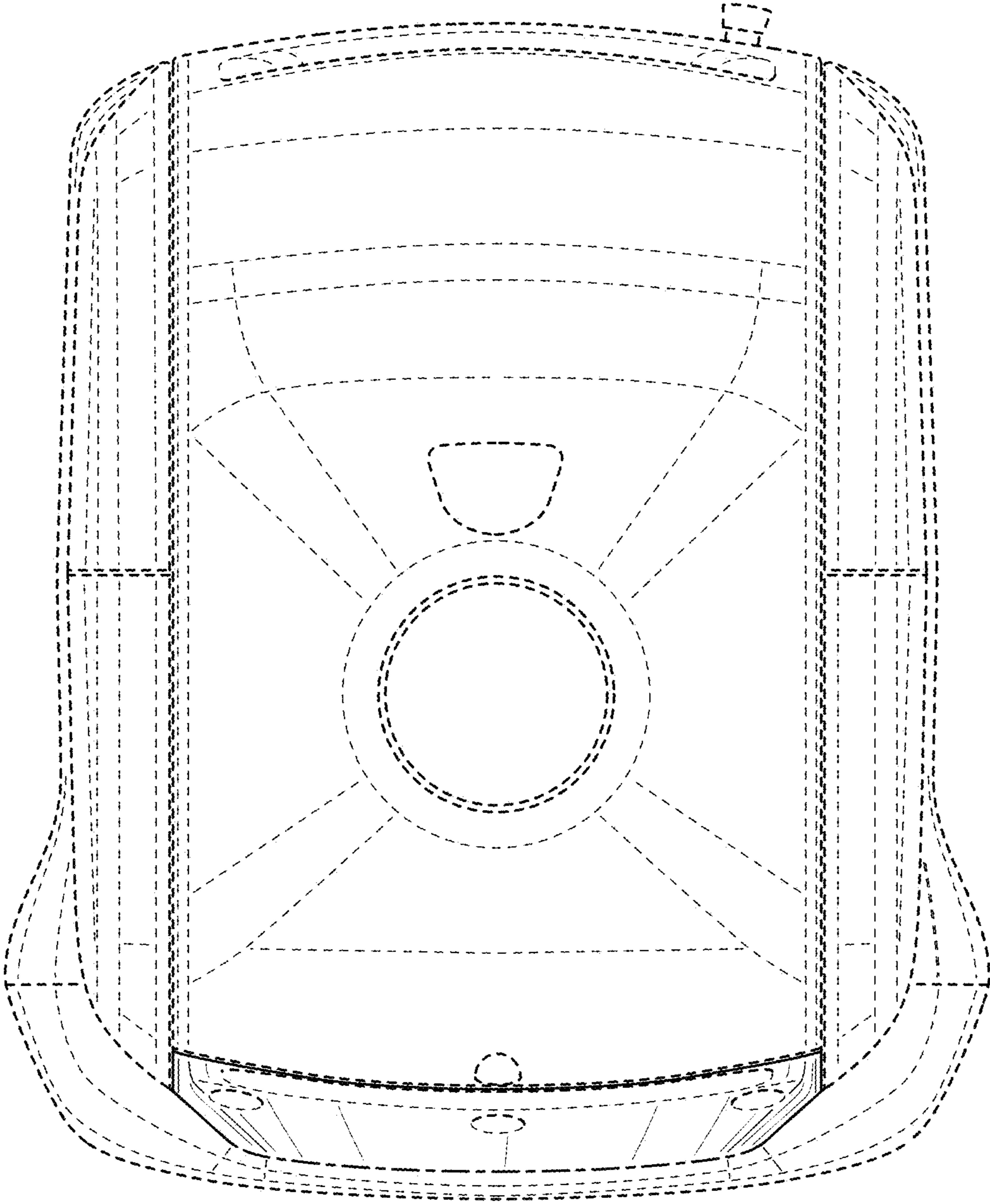


FIG. 6



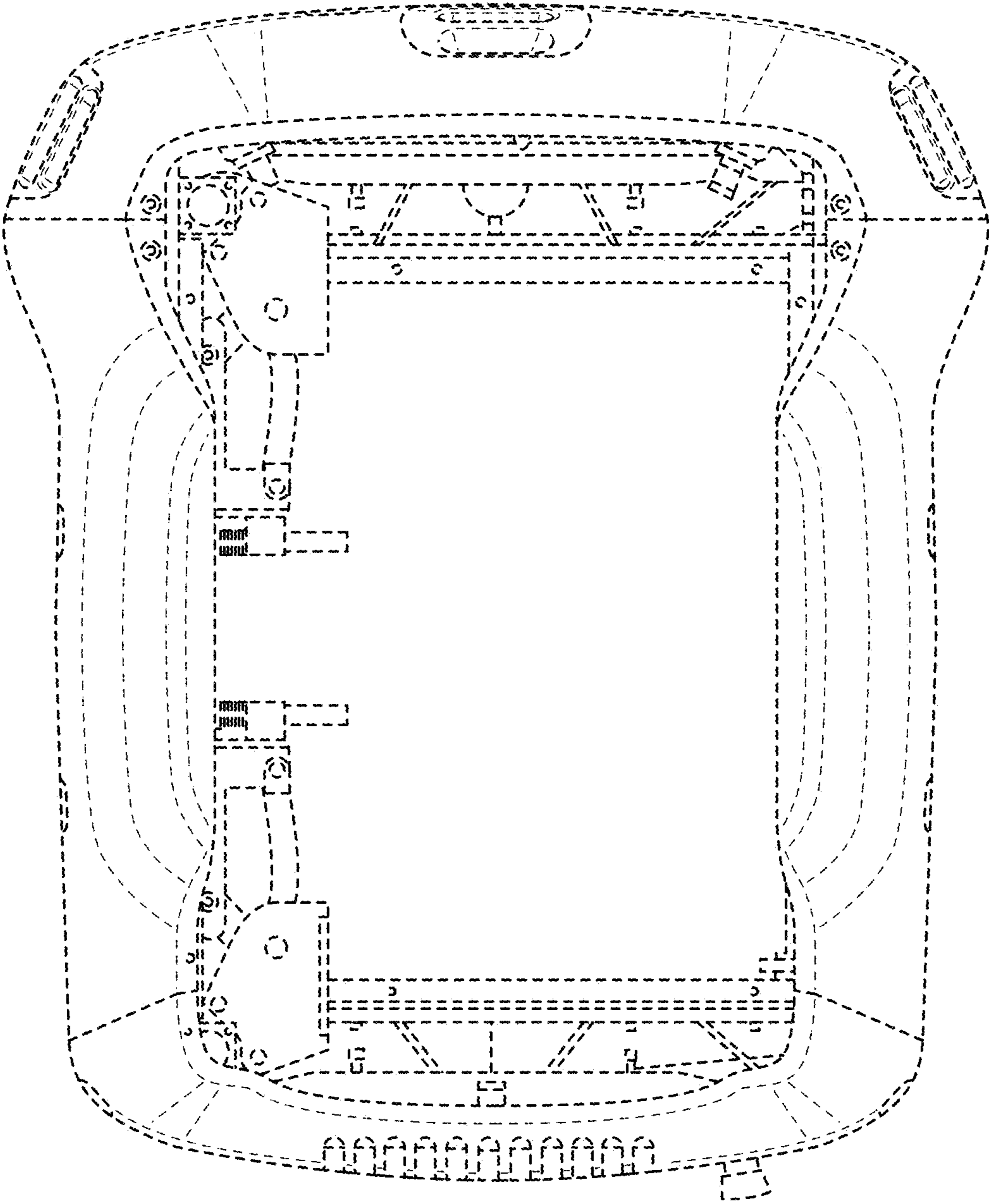


FIG. 7