



US00D953963S

(12) **United States Design Patent**
Huang

(10) **Patent No.:** **US D953,963 S**

(45) **Date of Patent:** **** Jun. 7, 2022**

(54) **BIKE RACK HOOK PROTECTOR**

(71) Applicant: **Shuo Huang**, Guangdong (CN)

(72) Inventor: **Shuo Huang**, Guangdong (CN)

(73) Assignee: **Shenzhen Mierbaby Technology Development Co., Ltd.**, Shenzhen (CN)

(**) Term: **15 Years**

(21) Appl. No.: **29/804,664**

(22) Filed: **Aug. 22, 2021**

(51) **LOC (13) Cl.** **12-11**

(52) **U.S. Cl.**
USPC **D12/407**

(58) **Field of Classification Search**
USPC D12/406-408, 115; D8/367, 372, 373;
D22/144; D6/328, 552
CPC .. B60R 9/10; B60R 9/06; B60R 11/00; B62H
3/00; B62H 3/12; A47F 5/0876; F16B
45/00

See application file for complete search history.

(56) **References Cited**

U.S. PATENT DOCUMENTS

D344,868 S *	3/1994	Martinell	D6/552
D373,948 S *	9/1996	Etzel	D8/367
D383,910 S *	9/1997	Maxwell	D6/328
D494,452 S *	8/2004	Sheldon	D8/367
D516,413 S *	3/2006	Anderson	D8/373
D584,939 S *	1/2009	Snell	D8/367
D591,143 S *	4/2009	Ernst	D8/372
D609,995 S *	2/2010	Hager	D8/367
D635,846 S *	4/2011	Klein	D8/372
D714,621 S *	10/2014	Pan	D8/367
D717,701 S *	11/2014	Hudson	D12/115
D746,127 S *	12/2015	Cohen	D8/367
D756,755 S *	5/2016	Kuehn	D8/367
D756,756 S *	5/2016	Kuehn	D8/367
D764,901 S *	8/2016	Esparza	D8/367

D784,044 S *	4/2017	Sokoly	D6/552
D787,303 S *	5/2017	Garvin	
D810,547 S *	2/2018	Lynn et al.	
D811,862 S *	3/2018	Berger	D8/367
D819,431 S *	6/2018	Goodman	D8/367
D849,515 S *	5/2019	Sokoly	D8/367
D861,467 S *	10/2019	Woolman	D8/367
D864,698 S *	10/2019	Wilson	A45F 5/00
			D8/367
D871,897 S *	1/2020	Wellington	D8/367
D872,567 S *	1/2020	Bond	D8/373
D876,287 S *	2/2020	Luyet	D12/115
D878,909 S *	3/2020	Krake	D8/367
D893,985 S *	8/2020	Dankert	D8/367
D897,193 S *	9/2020	Sokoly	D8/367

OTHER PUBLICATIONS

Wheel Rim Hub Wall Hanger Hook Rubber Sleeve for Car Store Show Exhibition Room; 2021; [https://www.ebay.com/itm/113127861676?autorefresh=true; 5Pgs. \(Year: 2021\).](https://www.ebay.com/itm/113127861676?autorefresh=true; 5Pgs. (Year: 2021).)*

* cited by examiner

Primary Examiner — Michelle E. Wilson

Assistant Examiner — Clese Moore, Jr.

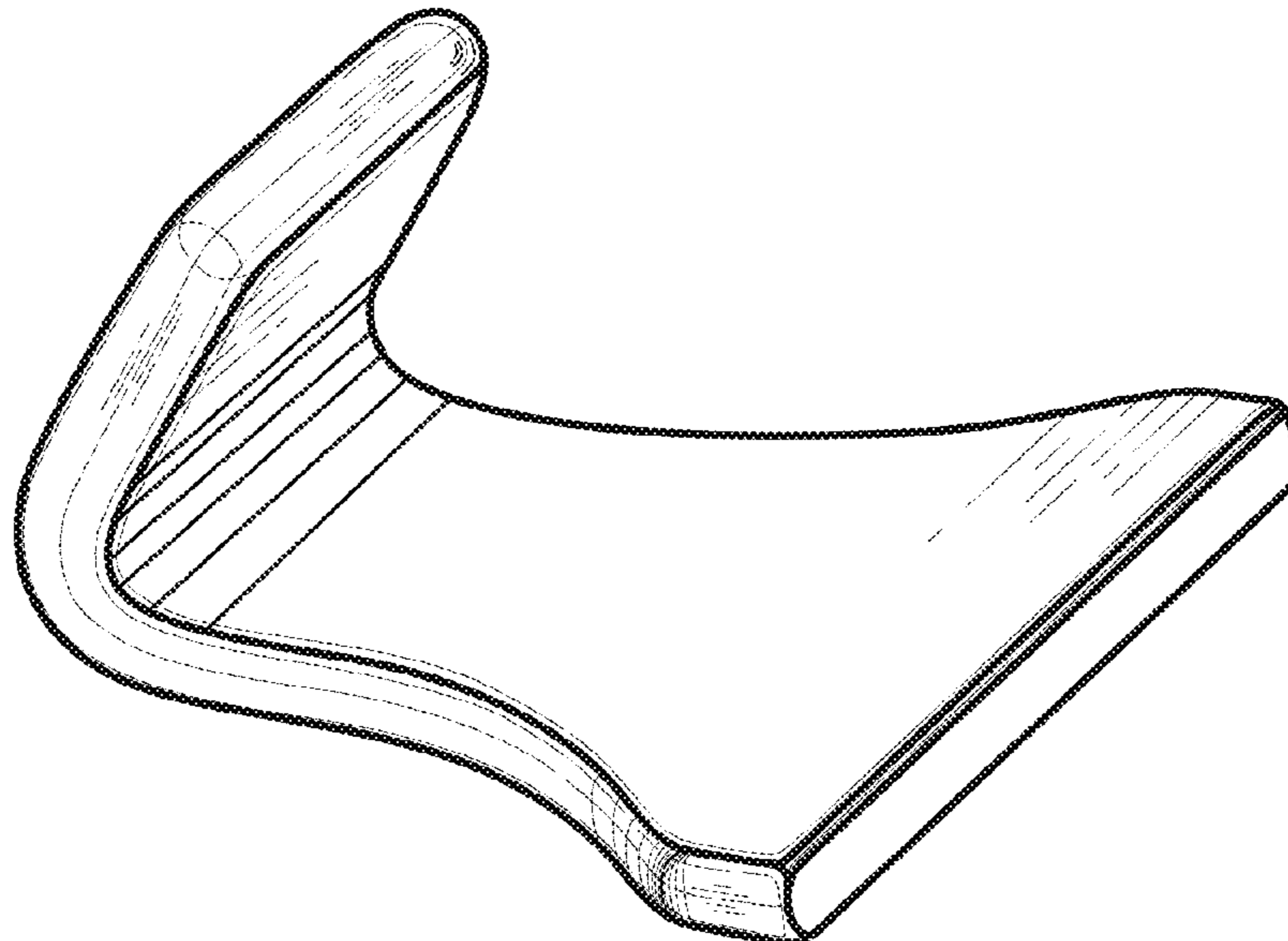
(57) **CLAIM**

The ornamental design for a bike rack hook protector, as shown and described.

DESCRIPTION

FIG. 1 is a perspective view of a bike rack hook protector showing my new design;
FIG. 2 is a front elevational view thereof;
FIG. 3 is a rear elevational view thereof;
FIG. 4 is a left side elevational view thereof;
FIG. 5 is a right side elevational view thereof;
FIG. 6 is a top plan view thereof; and,
FIG. 7 is a bottom plan view thereof.

1 Claim, 7 Drawing Sheets



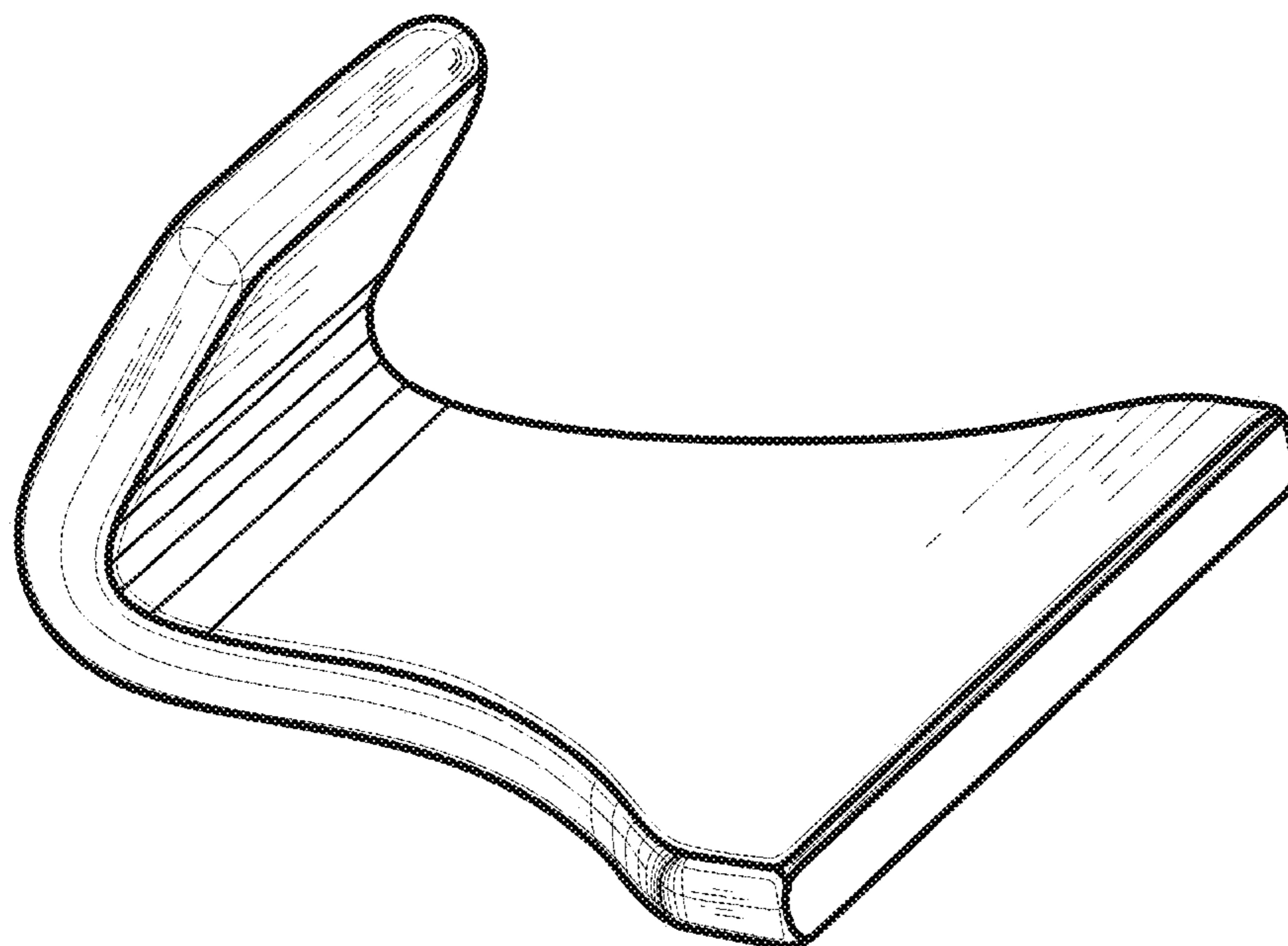


FIG.1

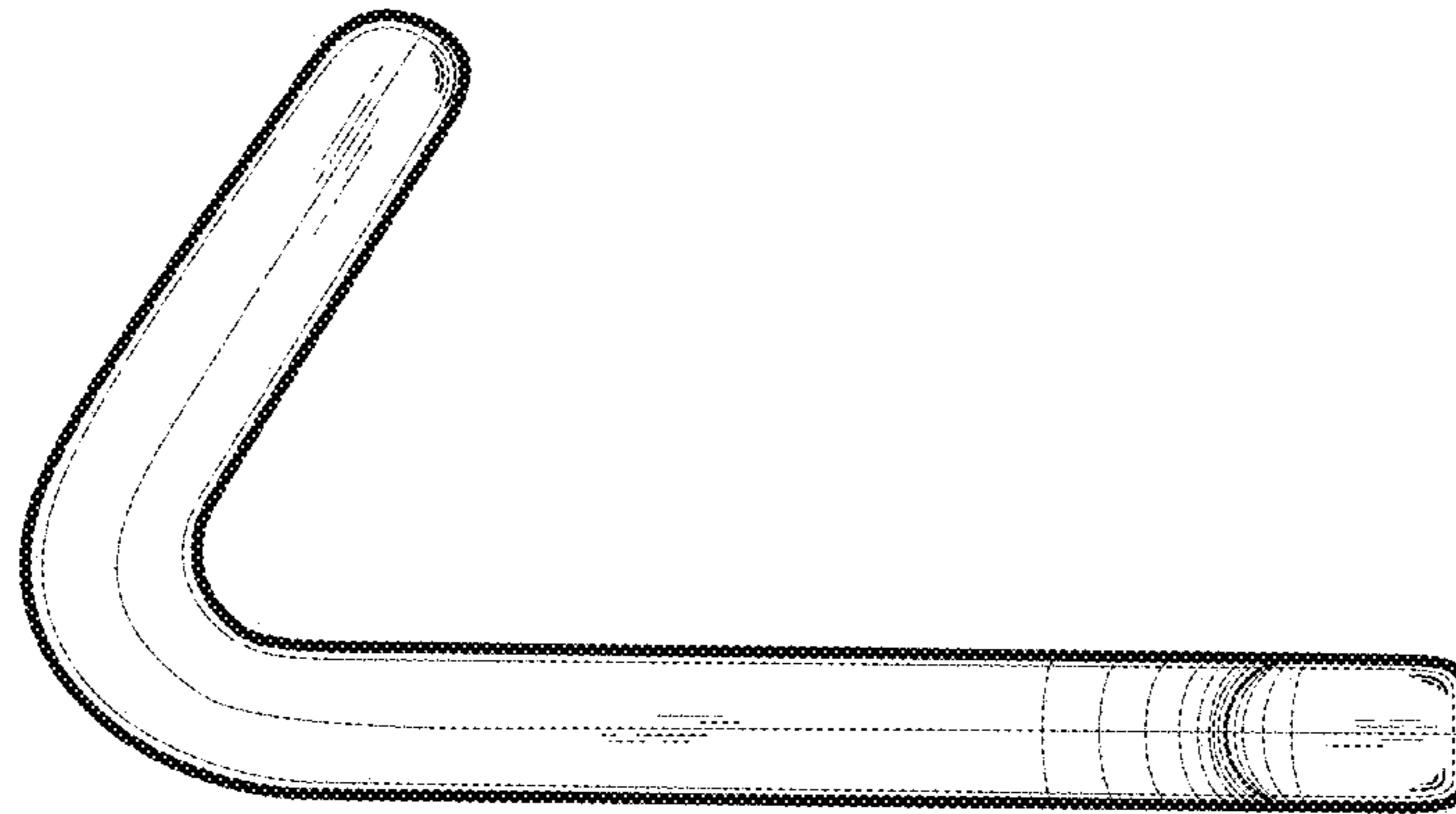


FIG.2

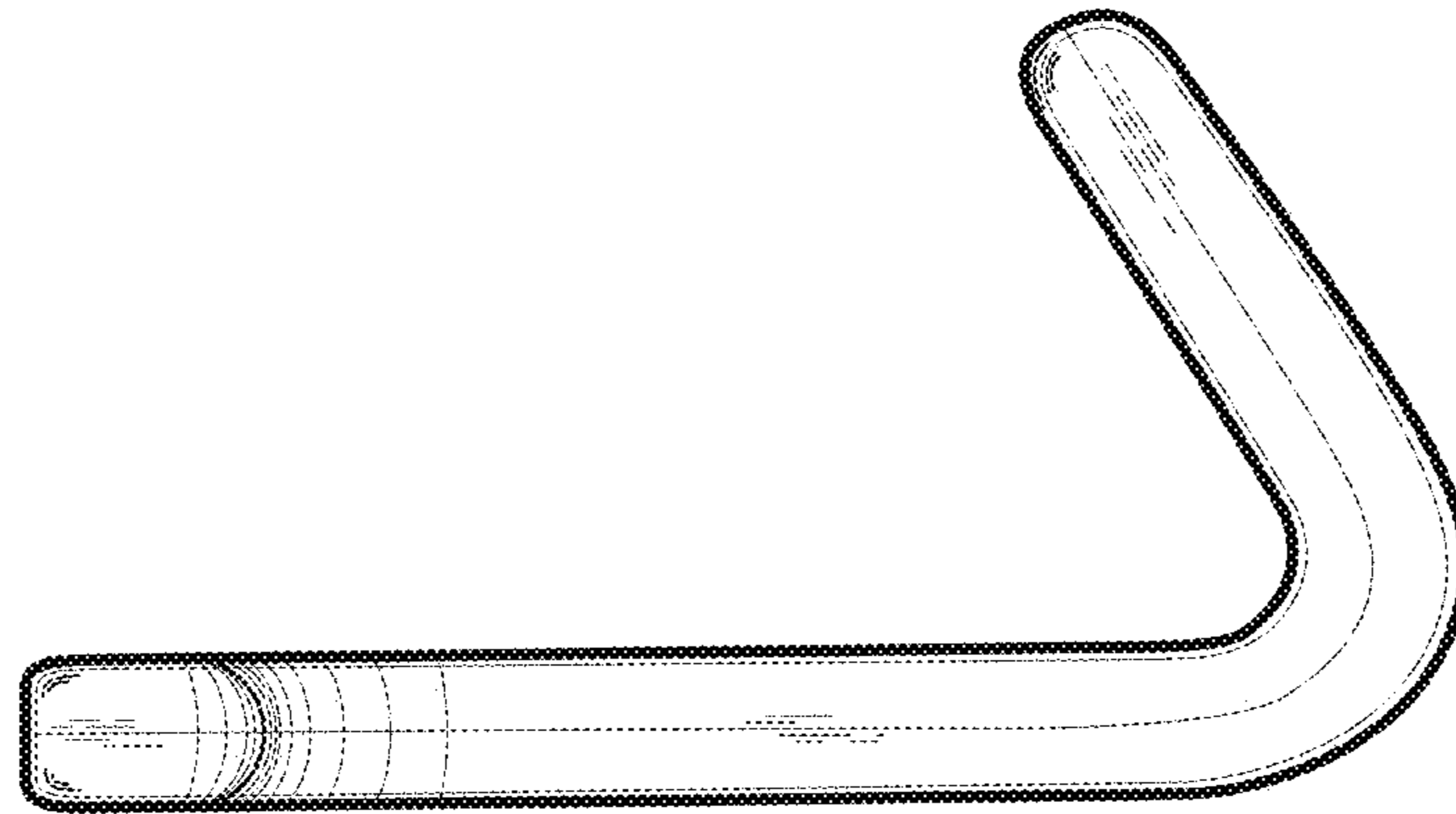


FIG.3

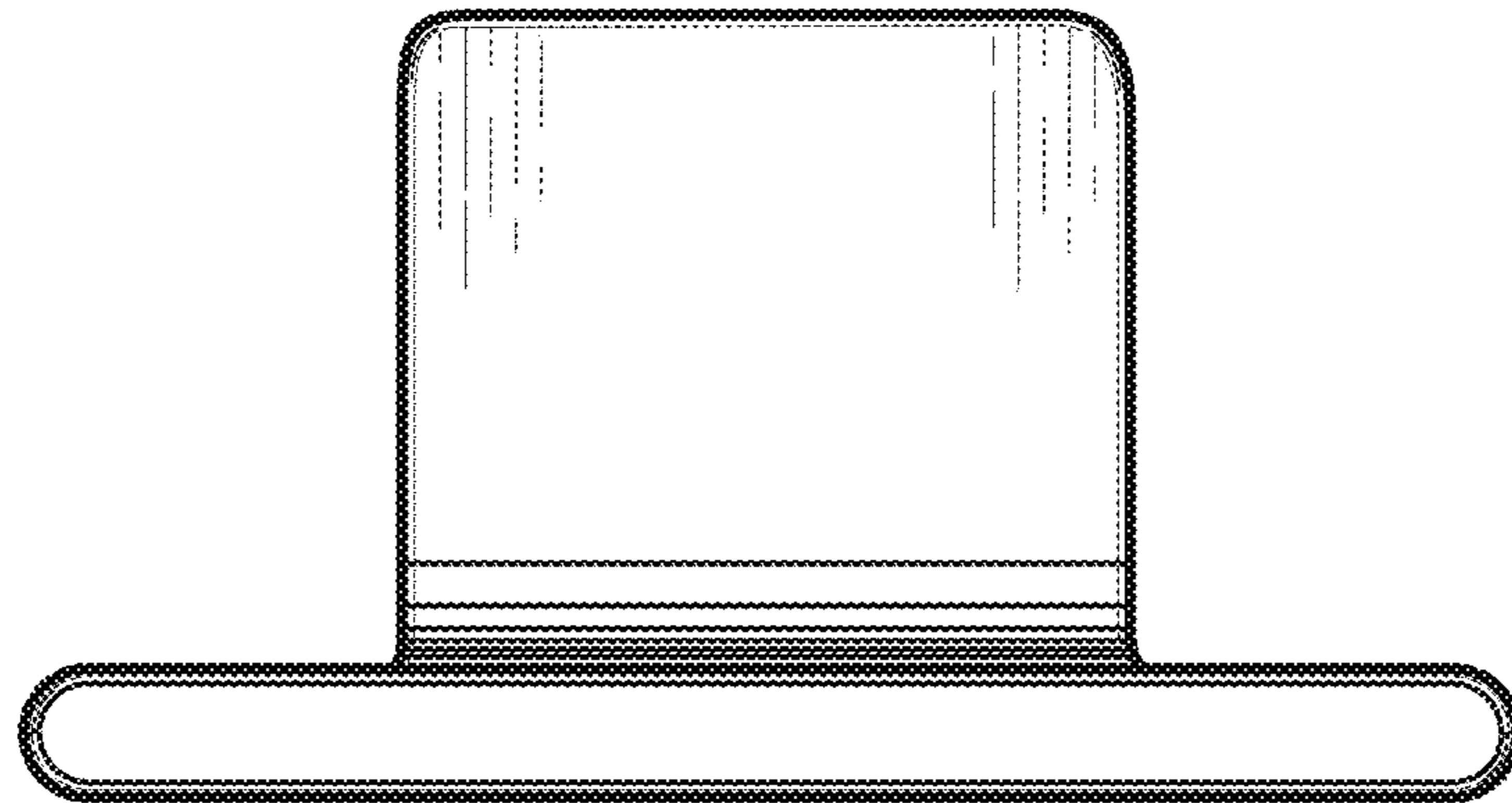


FIG.4

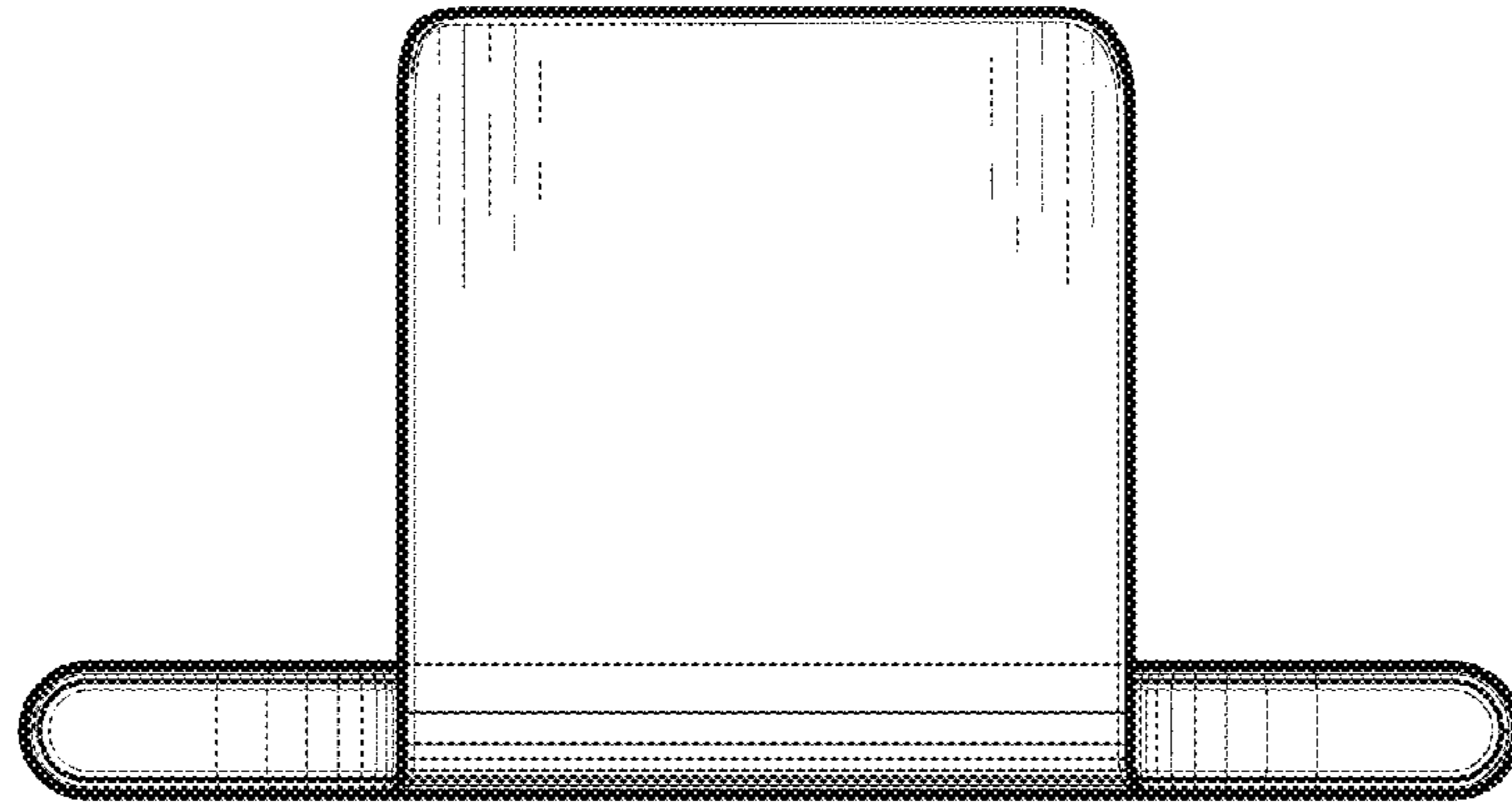


FIG.5

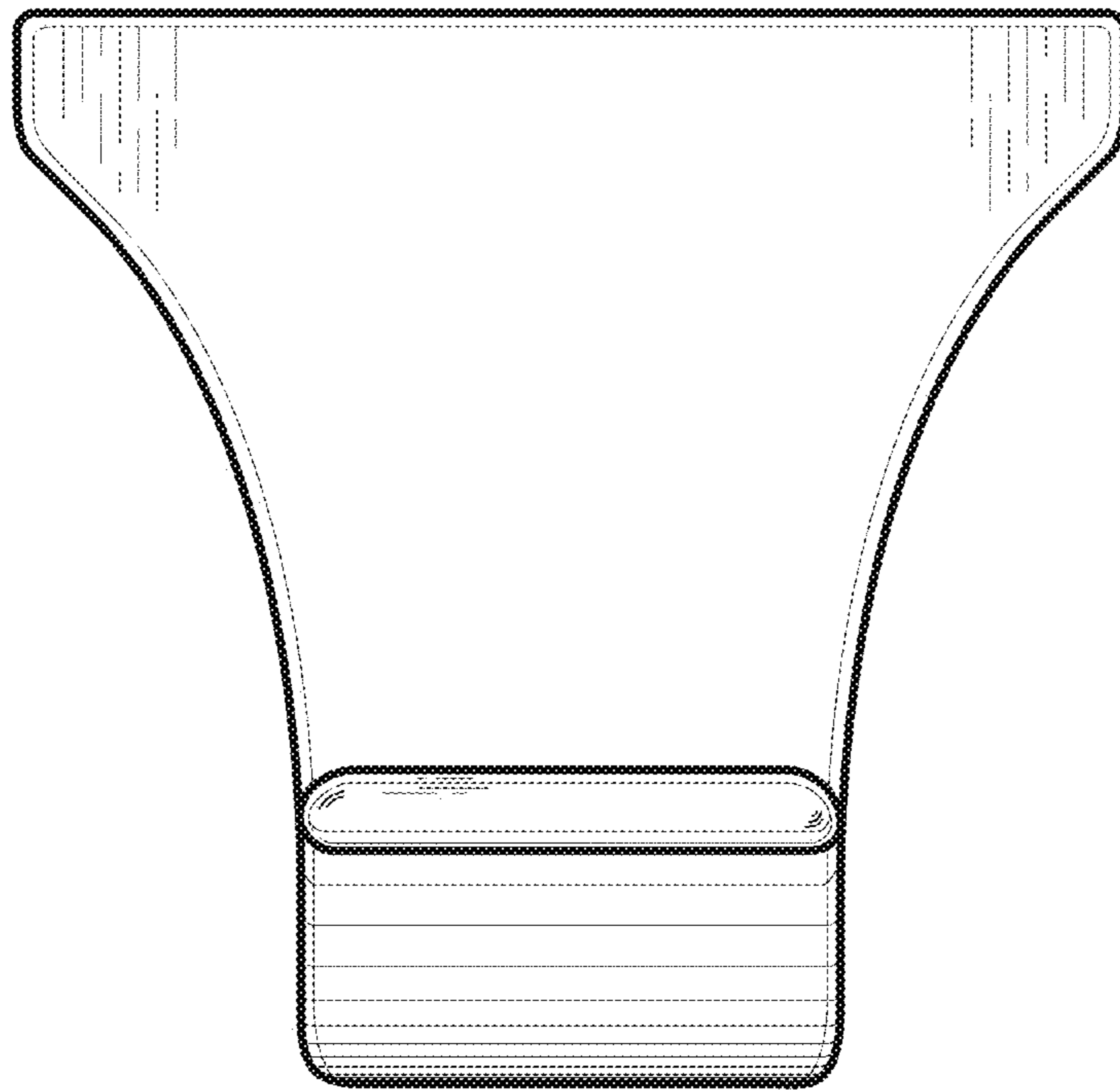


FIG.6

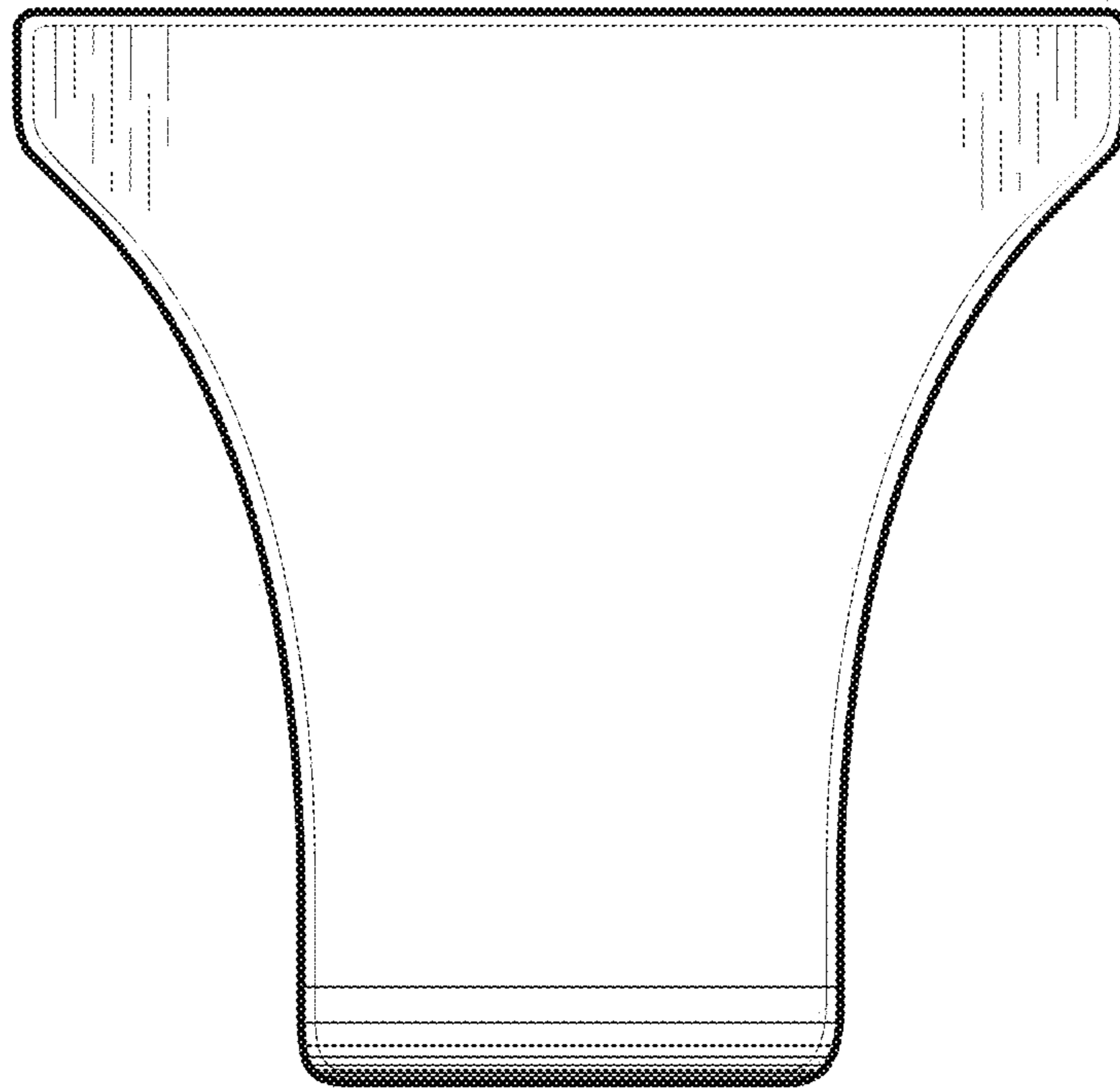


FIG.7