



US00D953962S

(12) **United States Design Patent**
Lu

(10) **Patent No.:** **US D953,962 S**
(45) **Date of Patent:** **** Jun. 7, 2022**

(54) **BOAT TOW HARNESS**
(71) Applicant: **MIANYANG HUIKE SUPERIOR CO., LTD.**, Mianyang (CN)
(72) Inventor: **Hong Lu**, Mianyang (CN)
(73) Assignee: **MIANYANG HUIKE SUPERIOR CO., LTD.**, Mianyang (CN)
(**) Term: **15 Years**

(21) Appl. No.: **29/795,436**

(22) Filed: **Jun. 18, 2021**

(51) **LOC (13) Cl.** **12-16**

(52) **U.S. Cl.**
USPC **D12/400**

(58) **Field of Classification Search**
USPC D12/162, 159, 160, 161, 400, 317;
D21/777, 810
CPC B62D 33/033; B60D 1/36; B60D 1/06;
B60D 1/00; B60D 1/065; B60D 1/60
See application file for complete search history.

(56) **References Cited**

U.S. PATENT DOCUMENTS

D682,968 S 5/2013 Adinolfi, Sr.
8,920,084 B2 * 12/2014 Dahl B63B 59/02
410/96
D747,176 S * 1/2016 Petzl D8/356
D901,337 S 11/2020 Pang
D917,267 S * 4/2021 Pang D8/367
D928,670 S * 8/2021 Luo D12/162

11,167,164 B2 * 11/2021 Landis A63B 21/0557
D945,945 S * 3/2022 Hu D12/162
2001/0032576 A1 * 10/2001 Brown B63B 21/00
114/230.1
2007/0039538 A1 * 2/2007 Scotti B63B 21/00
114/230.26
2008/0196650 A1 * 8/2008 Fernung B63B 21/08
114/230.24
2013/0167765 A1 * 7/2013 Eppen B63B 21/22
114/230.26
2020/0398621 A1 * 12/2020 Landis B60D 1/52

* cited by examiner

Primary Examiner — Katrina A Betton


(57) **CLAIM**

The ornamental design for a boat tow harness, as shown and described.

DESCRIPTION

FIG. 1 is a perspective view of a boat tow harness showing my new design;
FIG. 2 is another perspective view thereof;
FIG. 3 is a front elevational view thereof;
FIG. 4 is a rear elevational view thereof;
FIG. 5 is a left side elevational view thereof;
FIG. 6 is a right side elevational view thereof;
FIG. 7 is a top plan view thereof;
FIG. 8 is a bottom plan view thereof;
FIG. 9 is an enlarged view of portion 9 shown in FIG. 1;
FIG. 10 is an enlarged view of portion 10 shown in FIG. 1;
and,
FIG. 11 is an enlarged view of portion 11 shown in FIG. 1.

1 Claim, 11 Drawing Sheets






FIG. 1




FIG. 2




FIG. 3



FIG. 4



FIG. 5

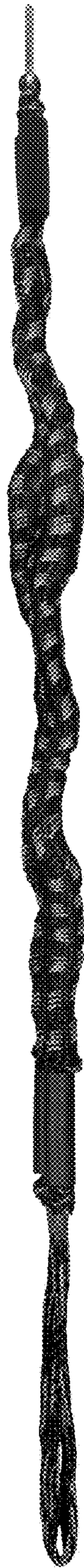


FIG. 6




FIG. 7




FIG. 8




FIG. 9



FIG. 10




FIG. 11