



US00D953957S

(12) **United States Design Patent**
Tsai

(10) **Patent No.:** **US D953,957 S**
(45) **Date of Patent:** **** Jun. 7, 2022**

(54) **CAR FRONT SHOVEL**

(71) Applicant: **Stay Tuned Performance**, Walnut, CA
(US)

(72) Inventor: **Yaw Hong Tsai**, Hacienda Heights, CA
(US)

(**) Term: **15 Years**

(21) Appl. No.: **29/763,905**

(22) Filed: **Dec. 25, 2020**

(30) **Foreign Application Priority Data**

Jul. 17, 2020 (CN) 202030389787.1

(51) **LOC (13) Cl.** **12-16**

(52) **U.S. Cl.**

USPC **D12/196**

(58) **Field of Classification Search**

USPC D12/82, 85, 86, 88, 89, 90, 91, 92, 93,
D12/96, 98, 99, 101, 102, 106, 163, 164,
D12/165, 166, 167, 169, 170, 171, 172,
D12/173, 181, 184, 185, 190, 192, 196,
D12/216, 223, 400; D21/533, 548, 552,
D21/561

CPC B60R 19/00; B60R 19/02; B60R 19/04;
B60R 19/16; B60R 19/18; B60R 19/24;
B60R 19/26; B60R 19/44; B60R 19/48;
B60R 19/52; B60R 2019/007; B60R
2019/026; B60R 2019/522; B60R
2019/525; B60R 2019/527; B60R
2019/1813; B60R 2019/1833; B60R
2019/1886; B62D 25/02; B62D 25/08;
B62D 25/16; B62D 37/02; B60K 11/08;
B60K 11/085

See application file for complete search history.

(56) **References Cited**

U.S. PATENT DOCUMENTS

D542,196 S * 5/2007 Levy D12/169

D744,922 S * 12/2015 Jamieson D12/196

D813,747 S * 3/2018 Behmer D12/169
D821,941 S * 7/2018 Mack D12/169
D822,557 S * 7/2018 DiCanzio D12/169
D876,300 S * 2/2020 Chiang D12/169
D888,625 S * 6/2020 Bentzen D12/169
D889,327 S * 7/2020 Lu D12/181
D913,874 S * 3/2021 Fiello D12/169
D924,743 S * 7/2021 Kumar D12/169
D942,904 S * 2/2022 Fischer D12/172

OTHER PUBLICATIONS

Car Bumper Lip, Published date unavailable [online], [retrieved on
Feb. 21, 2022]. Retrieved from the Internet: <https://www.ebay.com/itm/294230699733> (Year: 2022).*

* cited by examiner

Primary Examiner — Cary M Robinson

Assistant Examiner — Adam C Mager

(74) *Attorney, Agent, or Firm* — Tommy SF Wang; Wang
IP Law Group, P.C.

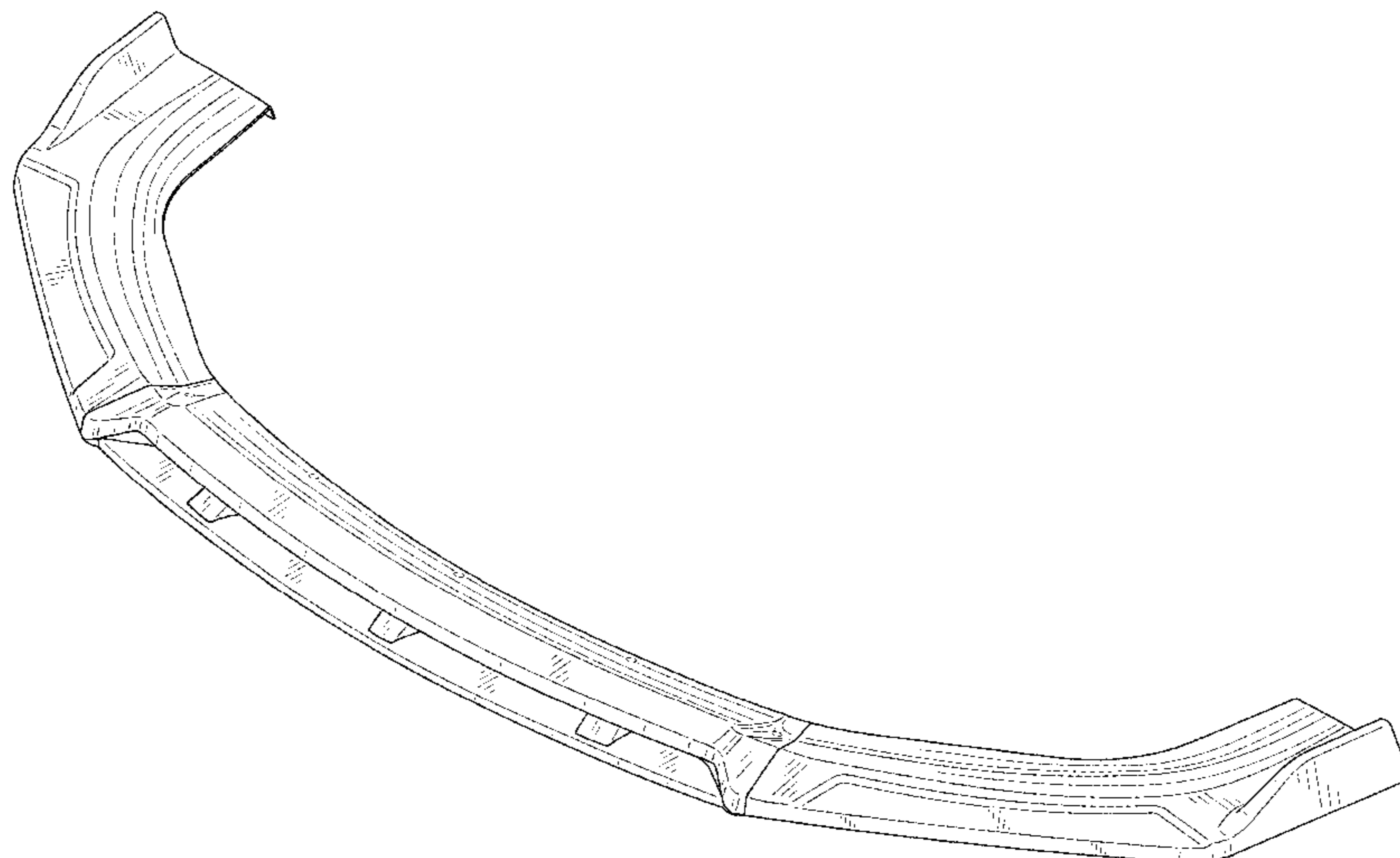
(57) **CLAIM**

The ornamental design for a car front shovel, as shown and
described.

DESCRIPTION

FIG. 1 is top perspective view of a car front shovel showing
my new design;
FIG. 2 is a bottom perspective view thereof;
FIG. 3 is a front view thereof;
FIG. 4 is a rear view thereof;
FIG. 5 is a left side view thereof;
FIG. 6 is a right side view thereof;
FIG. 7 is a top view thereof; and,
FIG. 8 is a bottom view thereof.
The broken line portions of the car front shovel in FIGS. 1-8
illustrate environmental structure and form no part of the
claimed design.

1 Claim, 6 Drawing Sheets



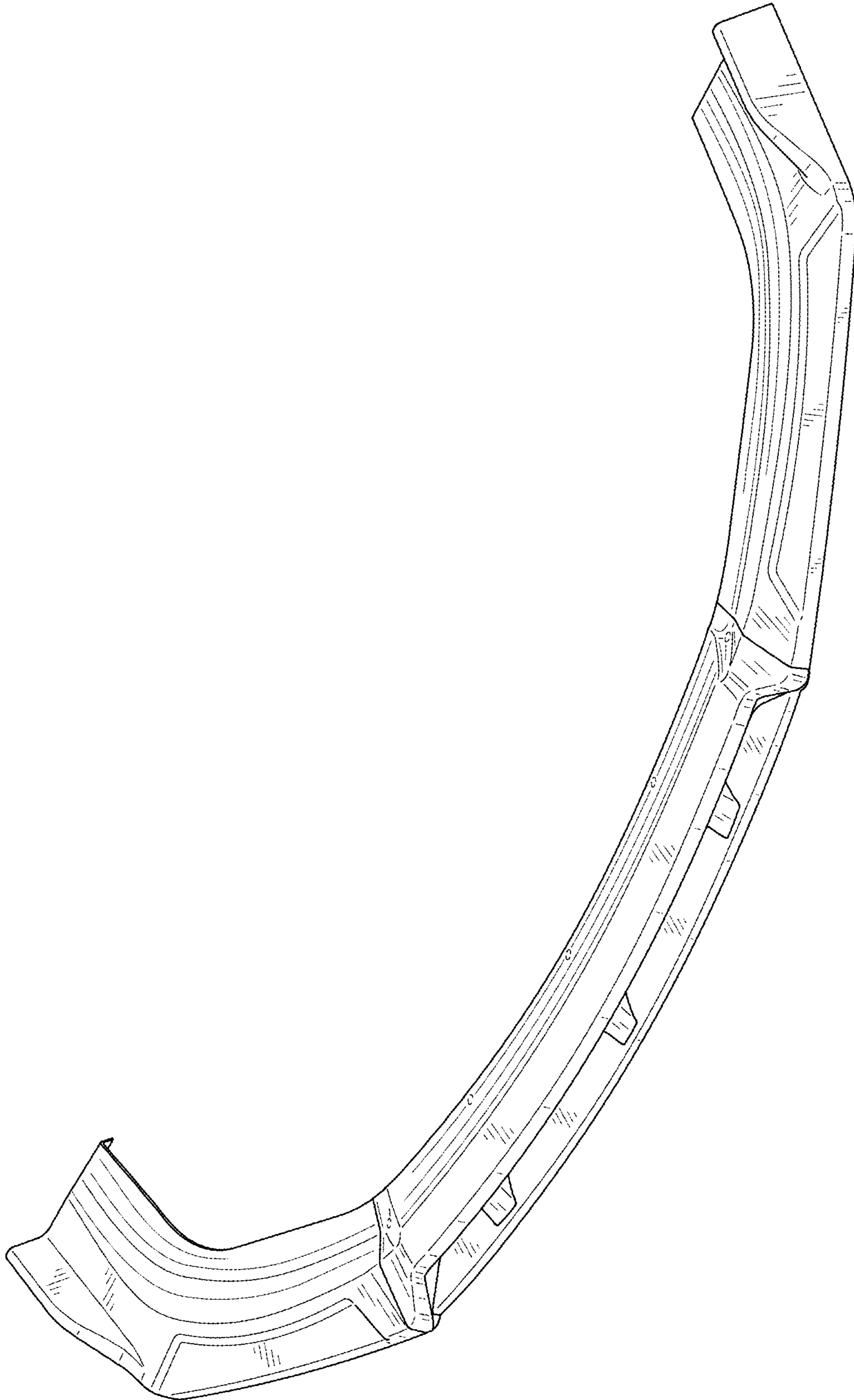


FIG. 1

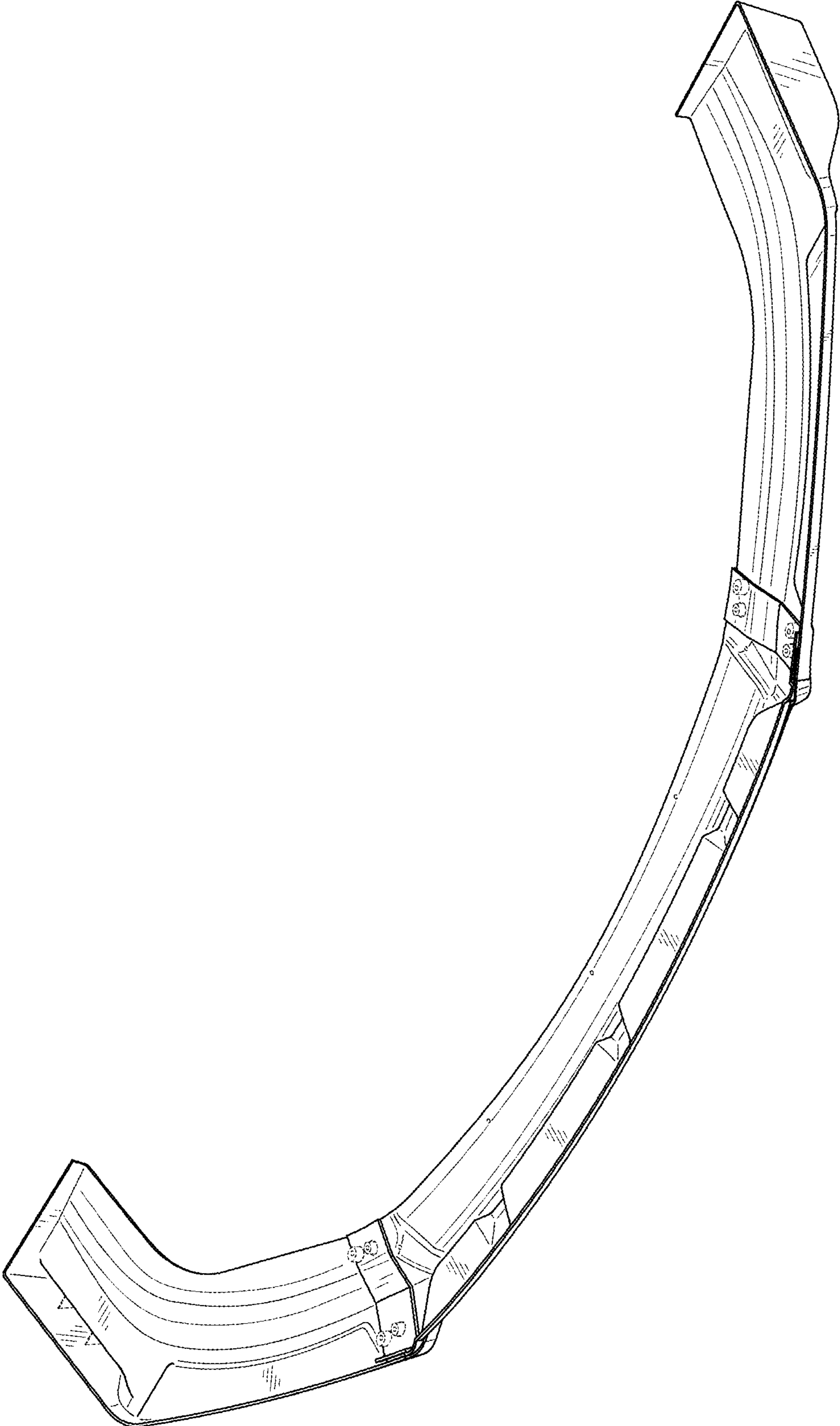


FIG. 2

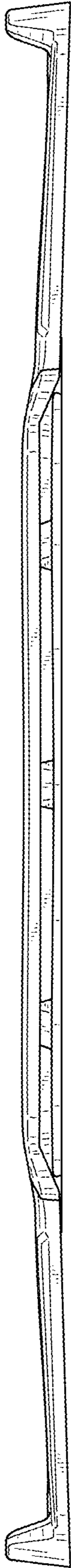


FIG. 3

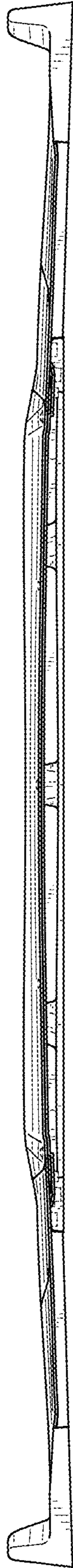


FIG. 4




FIG. 5



FIG. 6

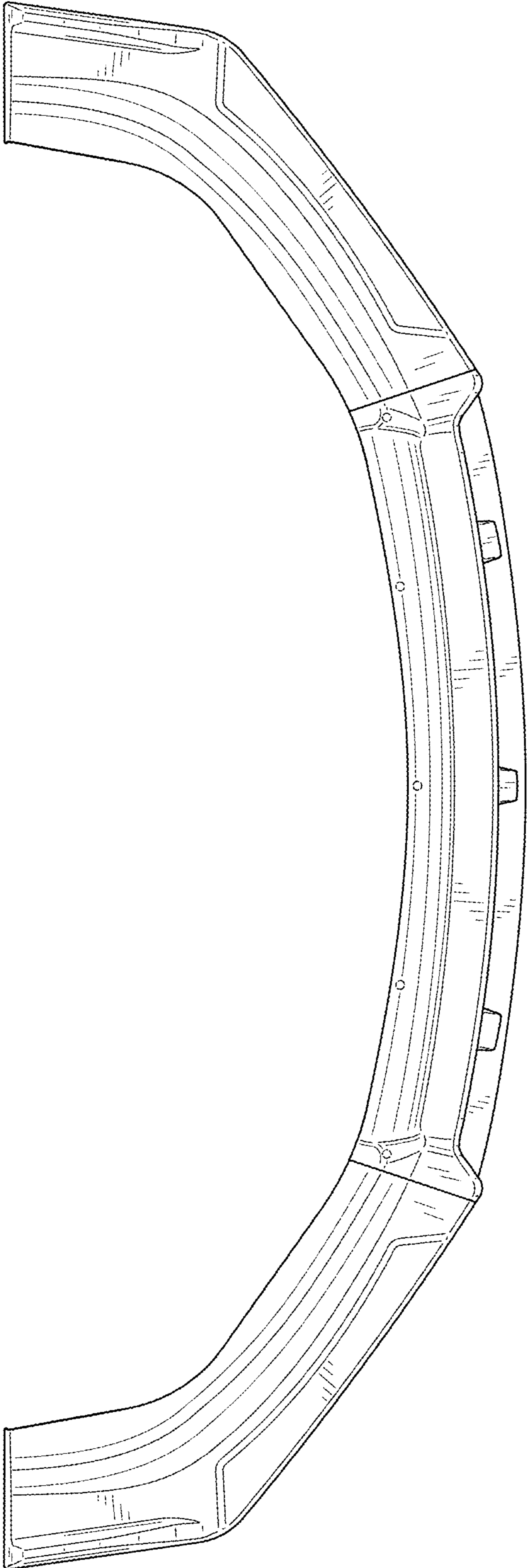


FIG. 7

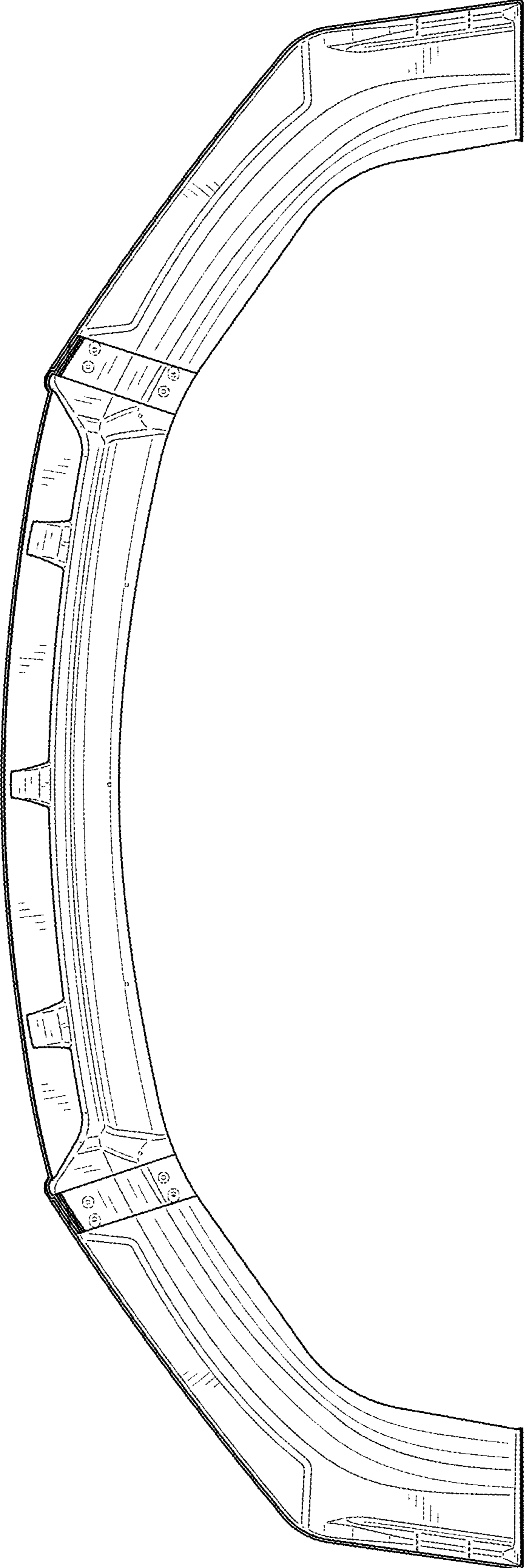


FIG. 8