



US00D953946S

(12) **United States Design Patent** (10) **Patent No.:** **US D953,946 S**
Lim (45) **Date of Patent:** **** Jun. 7, 2022**

(54) **REAR BUMPER FOR A VEHICLE**
(71) Applicant: **Bayerische Motoren Werke Aktiengesellschaft, Munich (DE)**
(72) Inventor: **Seungmo Lim, Munich (DE)**
(73) Assignee: **Bayerische Motoren Werke Aktiengesellschaft, Munich (DE)**

D927,373 S * 8/2021 Lim D12/169
D931,161 S * 9/2021 Forrest D12/169
D931,162 S * 9/2021 Forrest D12/169

FOREIGN PATENT DOCUMENTS

WO WO DM/093190 3/2017
WO WO DM/103824 5/2019
WO WO DM/207240 8/2020

* cited by examiner

Primary Examiner — Melody N Brown

(74) *Attorney, Agent, or Firm* — Crowell & Moring LLP

(**) Term: **15 Years**
(21) Appl. No.: **29/747,502**
(22) Filed: **Aug. 24, 2020**

(57) **CLAIM**

The ornamental design for a rear bumper for a vehicle, as shown and described.

(30) **Foreign Application Priority Data**

Feb. 28, 2020 (DE) 402020100204.6

DESCRIPTION

(51) **LOC (13) Cl.** **12-16**
(52) **U.S. Cl.**
USPC **D12/169**
(58) **Field of Classification Search**
USPC D12/169, 163, 196, 86, 90–92;
296/180.1, 180.2; 293/102, 113, 115,
293/117, 120
CPC B60R 2019/25; B62D 25/084
See application file for complete search history.

This application contains subject matter related to the following co-pending U.S. design patent applications: Application Ser. No. 29/725,357, filed Feb. 25, 2020 and entitled “Rear Bumper for a Vehicle”; Application Ser. No. 29/747,493, filed herewith and entitled “Vehicle, Toy, and/or Replicas Thereof”; Application Ser. No. 29/747,503, filed herewith and entitled “Rear Bumper for a Vehicle”; and Application Ser. No. 29/747,505, filed herewith and entitled “Rear Bumper for a Vehicle”.


(56) **References Cited**

U.S. PATENT DOCUMENTS

D856,223 S * 8/2019 Thogersen D12/169
D856,224 S * 8/2019 Nissl D12/169
D856,867 S * 8/2019 Elstner
D856,870 S * 8/2019 Nakajima D12/169
D866,418 S * 11/2019 Peplowski D12/169
D867,234 S * 11/2019 Peplowski D12/169
D871,279 S * 12/2019 Tonello D12/169
D890,651 S * 7/2020 Peplowski D12/169
D911,230 S * 2/2021 Wietrzychowski D12/169

FIG. 1 is a front view of a rear bumper for a vehicle according to the design;
FIG. 2 is a left, bottom perspective view thereof;
FIG. 3 is a right, front perspective view thereof;
FIG. 4 is a left side view thereof;
FIG. 5 is a right side view thereof;
FIG. 6 is a top view thereof;
FIG. 7 is a bottom view thereof; and,
FIG. 8 is a rear view thereof.

1 Claim, 8 Drawing Sheets






Fig. 1




Fig. 2




Fig. 3




Fig. 4




Fig. 5




Fig. 6




Fig. 7




Fig. 8