



US00D953945S

(12) **United States Design Patent** (10) **Patent No.:** **US D953,945 S**
Lim (45) **Date of Patent:** **** Jun. 7, 2022**

(54) **FRONT BUMPER FOR A VEHICLE**
(71) Applicant: **Bayerische Motoren Werke Aktiengesellschaft, Munich (DE)**
(72) Inventor: **Seungmo Lim, Munich (DE)**
(73) Assignee: **Bayerische Motoren Werke Aktiengesellschaft, Munich (DE)**

D845,192 S * 4/2019 Sarremejean D12/169
D852,691 S * 7/2019 Tovey D12/169
D855,510 S * 8/2019 Nissl D12/169
D875,624 S * 2/2020 Tanghe D12/169
D885,266 S * 5/2020 Kezha D12/169

(Continued)

(**) Term: **15 Years**
(21) Appl. No.: **29/747,494**
(22) Filed: **Aug. 24, 2020**

FOREIGN PATENT DOCUMENTS

EM 002156745-0001 1/2013
WO WO DM/084038 1/2015

(Continued)

Primary Examiner — Melody N Brown
(74) *Attorney, Agent, or Firm* — Crowell & Moring LLP

(30) **Foreign Application Priority Data**
Feb. 28, 2020 (DE) 402020100204.6
(51) **LOC (13) Cl.** **12-16**
(52) **U.S. Cl.**
USPC **D12/169**
(58) **Field of Classification Search**
USPC D12/169, 163, 196, 86, 90–92;
296/180.1, 180.2; 293/102, 113, 115,
293/117, 120
CPC B60R 2019/25; B62D 25/084
See application file for complete search history.

(57) **CLAIM**

The ornamental design for a front bumper for a vehicle, as shown and described.

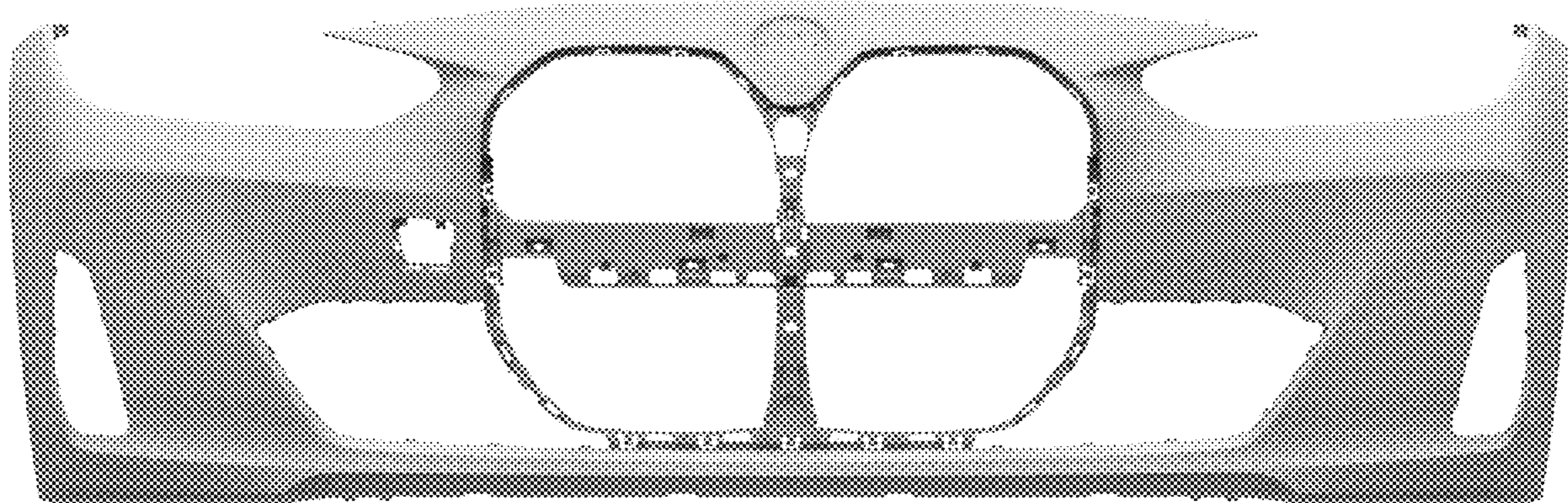
DESCRIPTION

This application contains subject matter related to the following co-pending U.S. design patent applications: Application Ser. No. 29/725,347, filed Feb. 25, 2020 and entitled “Front Bumper for a Vehicle”; Application Ser. No. 29/705,762, filed Sep. 16, 2019 and entitled “Front Bumper for a Vehicle”; Application Ser. No. 29/747,493, filed herewith and entitled “Vehicle, Toy, and/or Replicas Thereof”; and Application Ser. No. 29/747,495, filed herewith and entitled “Front Bumper for a Vehicle”.

FIG. 1 is a front view of a front bumper for a vehicle according to the design; FIG. 2 is a right, front perspective view thereof; FIG. 3 is a left, bottom perspective view thereof; FIG. 4 is a right side view thereof; FIG. 5 is a left side view thereof; FIG. 6 is a top view thereof; FIG. 7 is a bottom view thereof; and, FIG. 8 is a rear view thereof.

(56) **References Cited**
U.S. PATENT DOCUMENTS
D669,402 S * 10/2012 Elmitt D12/169
D716,199 S * 10/2014 Beermann D12/169
D735,096 S * 7/2015 Nissl D12/169
D748,543 S * 2/2016 Nissl D12/169
D772,120 S * 11/2016 Luk D12/169
D772,122 S 11/2016 Zurian
D787,377 S * 5/2017 Al Attar D12/92
D787,990 S * 5/2017 Kozub D12/169
D803,100 S * 11/2017 Forschner D12/92
D803,112 S * 11/2017 Tomita D12/169
D825,412 S * 8/2018 Luk D12/169

1 Claim, 8 Drawing Sheets



(56)

References Cited

U.S. PATENT DOCUMENTS

D885,267 S *	5/2020	Tanghe	D12/169
D890,649 S *	7/2020	Kang	D12/169
D890,650 S *	7/2020	Kang	D12/169
D890,652 S *	7/2020	Al Attar	D12/169
D890,653 S *	7/2020	Sarremejean	D12/169
D891,323 S *	7/2020	Peplowski	D12/169
D902,094 S *	11/2020	Peplowski	D12/169
D902,095 S *	11/2020	Wietzychowski	D12/169
D902,804 S *	11/2020	Guille	D12/169
D911,229 S *	2/2021	Wietzychowski	D12/169
D923,536 S *	6/2021	Lim	D12/169
D923,537 S *	6/2021	Forschner	D12/169
D941,717 S *	1/2022	Forschner	D12/169

FOREIGN PATENT DOCUMENTS

WO	WO DM/202752	11/2019
WO	WO DM/205033	3/2020
WO	WO DM/207240	8/2020

* cited by examiner

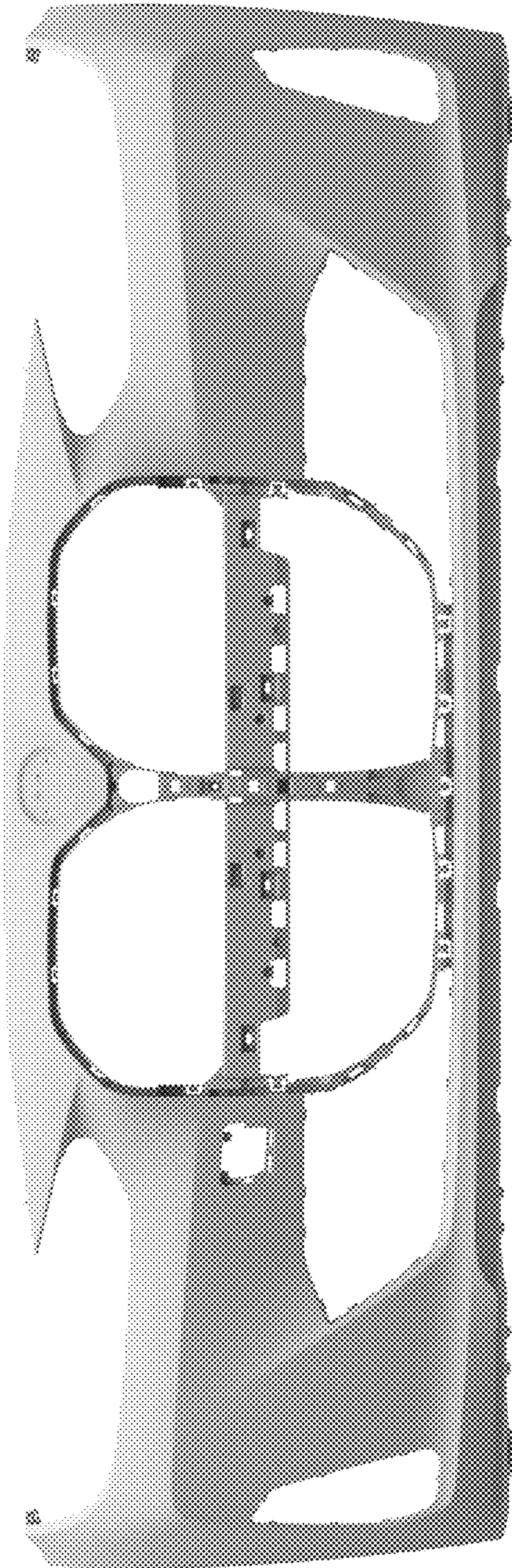


Fig. 1

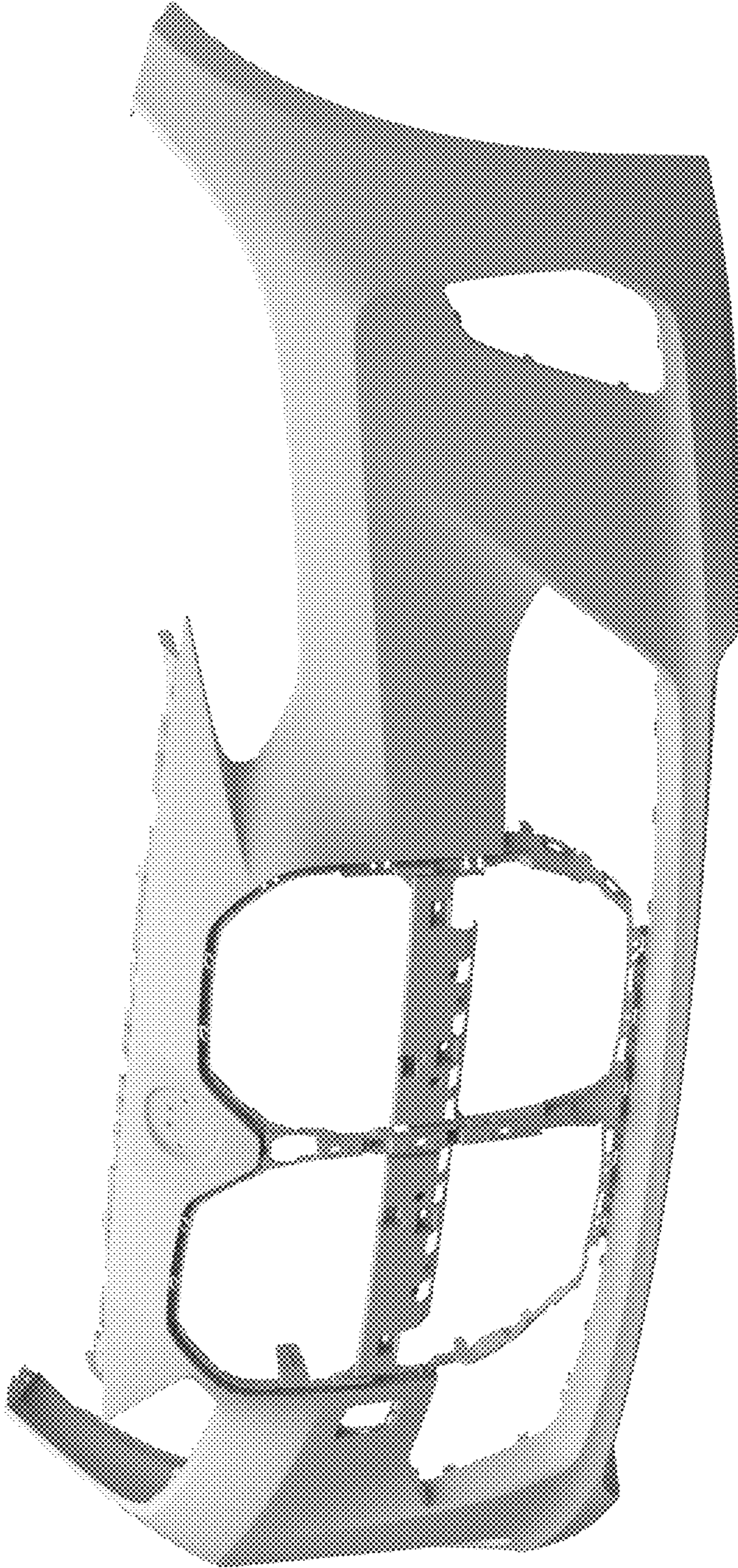


Fig. 2

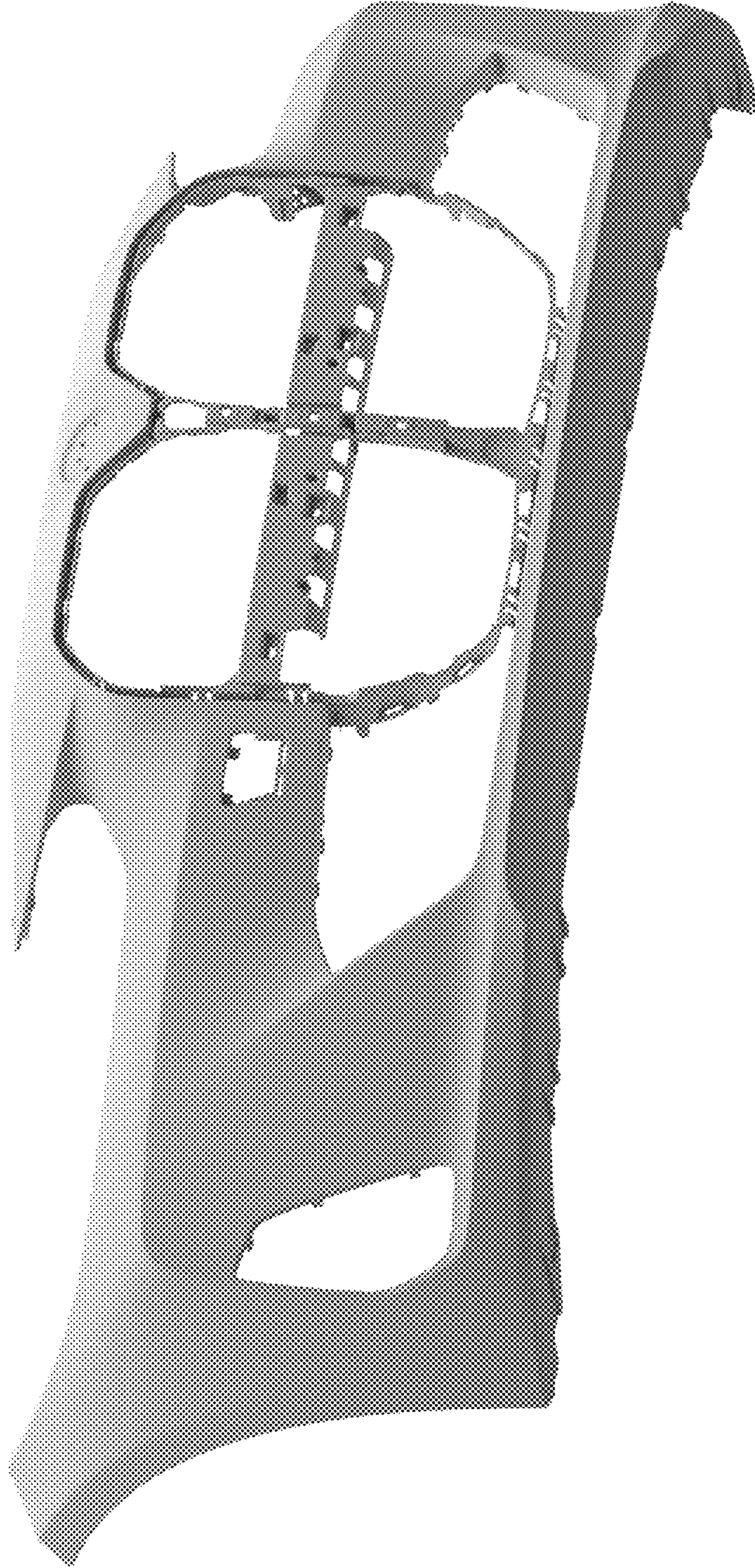


Fig. 3




Fig. 4




Fig. 5




Fig. 6




Fig. 7

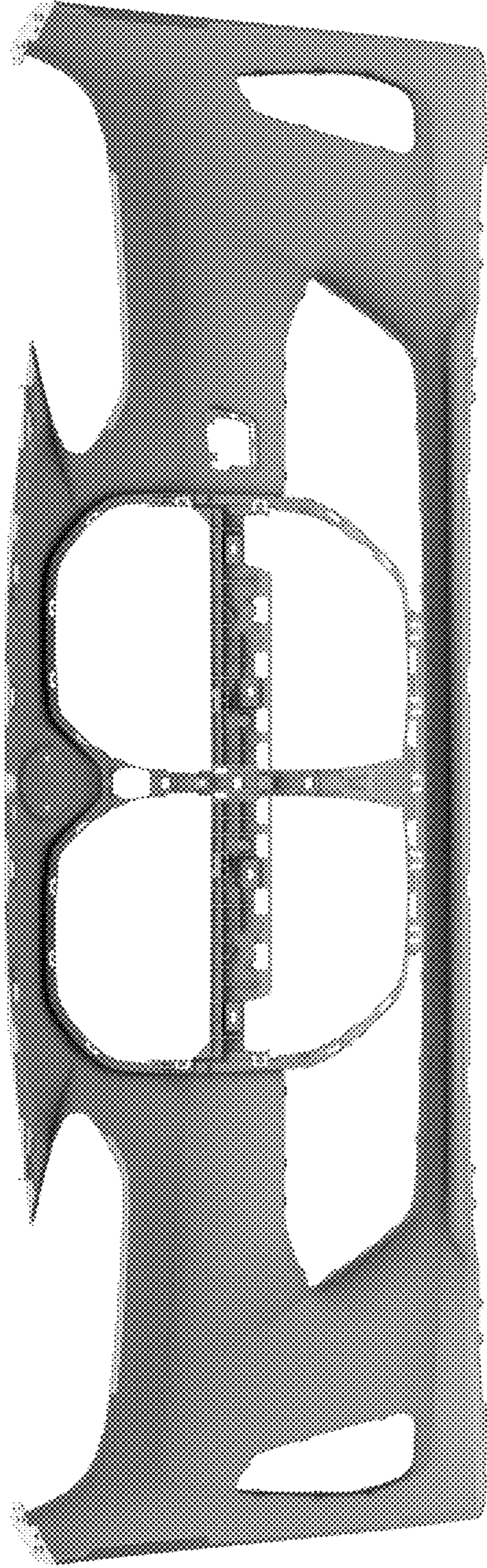


Fig. 8