



US00D953900S

(12) **United States Design Patent** (10) **Patent No.:** **US D953,900 S**
Barez et al. (45) **Date of Patent:** **** Jun. 7, 2022**

(54) **RANGEFINDER**

(71) Applicant: **Bushnell Inc.**, Overland Park, KS (US)
(72) Inventors: **Craig Barez**, Temecula, CA (US); **Scott Nyhart**, Overland Park, KS (US)
(73) Assignee: **Bushnell Inc.**, Overland Park, KS (US)
(**) Term: **15 Years**

(21) Appl. No.: **29/721,352**
(22) Filed: **Jan. 20, 2020**
(51) **LOC (13) Cl.** **10-04**
(52) **U.S. Cl.**
USPC **D10/70**
(58) **Field of Classification Search**
USPC D10/46, 47, 49, 61, 62, 64-66, 69,
D10/70-78, 80-85; D16/130
CPC G01S 7/08; G01S 7/481; G01S 7/4811;
G01S 7/4813; G01C 3/00; G01C 3/02;
G01C 3/04; G01C 3/06; G01C 3/08;
G01C 3/085; G01C 3/01
See application file for complete search history.

(56) **References Cited**

U.S. PATENT DOCUMENTS

D376,377 S	*	12/1996	Palmer	D16/130
D647,159 S	*	10/2011	Kobayashi	D22/109
D716,858 S	*	11/2014	Kobayashi	D16/132
D823,147 S	*	7/2018	Bainter	D10/70
D842,723 S	*	3/2019	Nyhart	D10/70
D850,947 S	*	6/2019	Vermillion	D10/70
D863,996 S	*	10/2019	Shao	D10/70
D865,544 S	*	11/2019	Yu	D10/70
D865,545 S	*	11/2019	Yu	D10/70
D870,174 S	*	12/2019	Ueno	D16/132
D895,457 S	*	9/2020	Zhang	D10/70
D895,458 S	*	9/2020	Nyhart	D10/70
D919,460 S	*	5/2021	Gallery	D10/70

(Continued)

OTHER PUBLICATIONS

Bushnell Golf Unveils The New Tour V5 | thegolfwire.com; posted Jan. 20, 2020 [online]. © 2021 Turnstile Media Group [retrieved Aug. 12, 2021] from Internet: <https://thegolfwire.com/bushnell-v5-shift/> (Year: 2020).*

Primary Examiner — Katherine Glennon

(74) *Attorney, Agent, or Firm* — Walter M. Egbert, III; Richard J. Brown; Reed Smith LLP

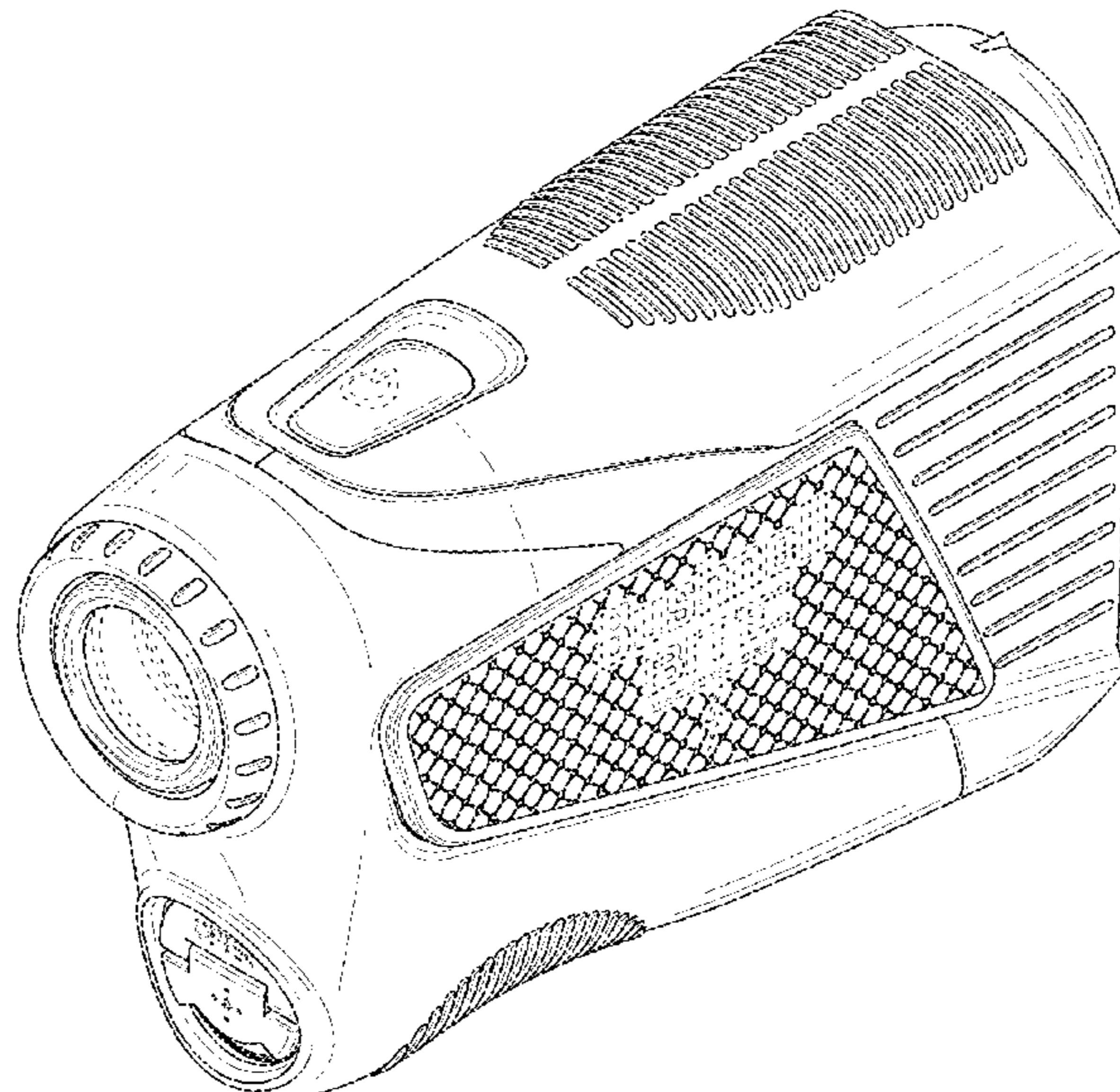
(57) **CLAIM**

The ornamental design for a rangefinder, as shown and described.

DESCRIPTION

FIG. 1 is a left rear perspective view of a rangefinder, showing our new design.
FIG. 2 is a right front perspective view of the rangefinder of FIG. 1.
FIG. 3 is a rear view of the rangefinder of FIG. 1.
FIG. 4 is a front view of the rangefinder of FIG. 1.
FIG. 5 is a right side view of the rangefinder of FIG. 1.
FIG. 6 is a left side view of the rangefinder of FIG. 1.
FIG. 7 is a top plan view of the rangefinder of FIG. 1; and, FIG. 8 is a bottom plan view of the rangefinder of FIG. 1. The broken lines shown in the drawings show portions of the rangefinder that form no part of the claimed design.
The words “Bushnell”, “Bushnell Bite”, and the letter “B” appearing on the sides of the rangefinder are registered trademarks owned by Bushnell Inc.
A portion of the disclosure of this patent document contains material that is subject to trademark protection. The trademark owner has no objection to the facsimile reproduction by anyone of the patent document or the patent disclosure, as it appears in the Patent and Trademark Office patent files or records, but otherwise reserves all trademark rights whatsoever.

1 Claim, 7 Drawing Sheets



(56)

References Cited

U.S. PATENT DOCUMENTS

2017/0354858 A1* 12/2017 Lewis G01S 17/88
2018/0135979 A1* 5/2018 Chang G01S 17/42
2018/0231377 A1* 8/2018 Vermillion G01S 7/481

* cited by examiner

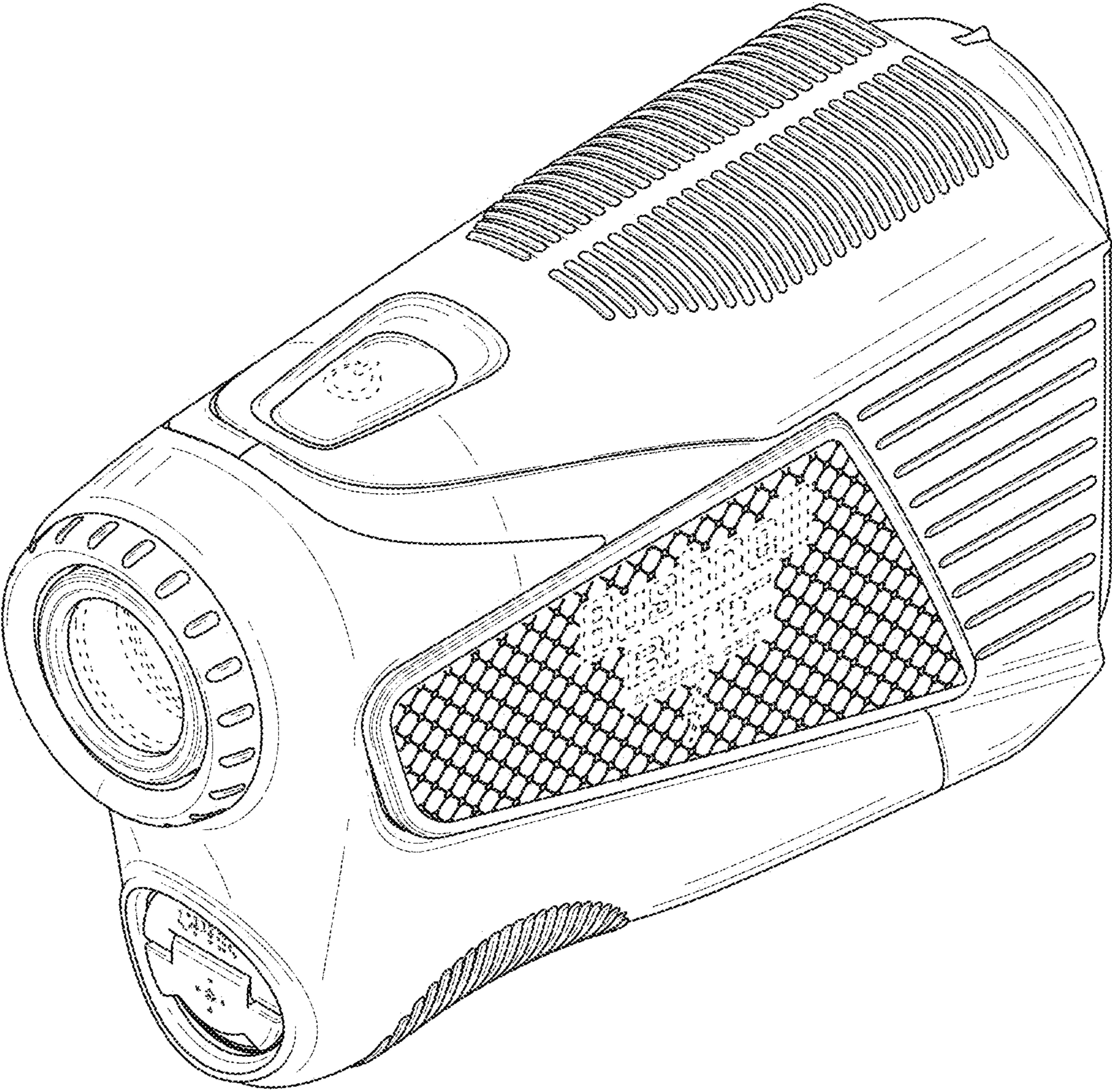


FIG. 1

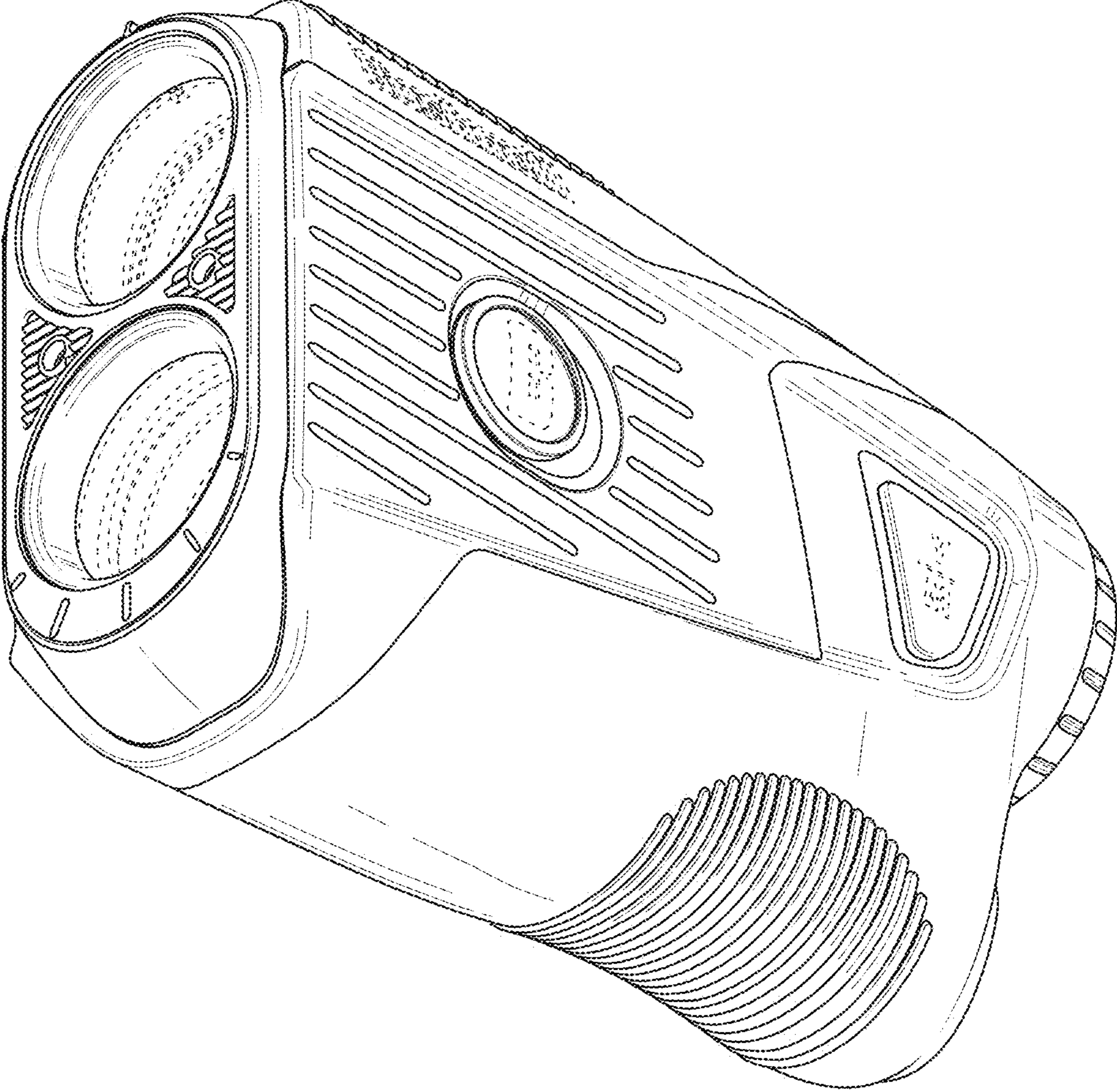


FIG. 2

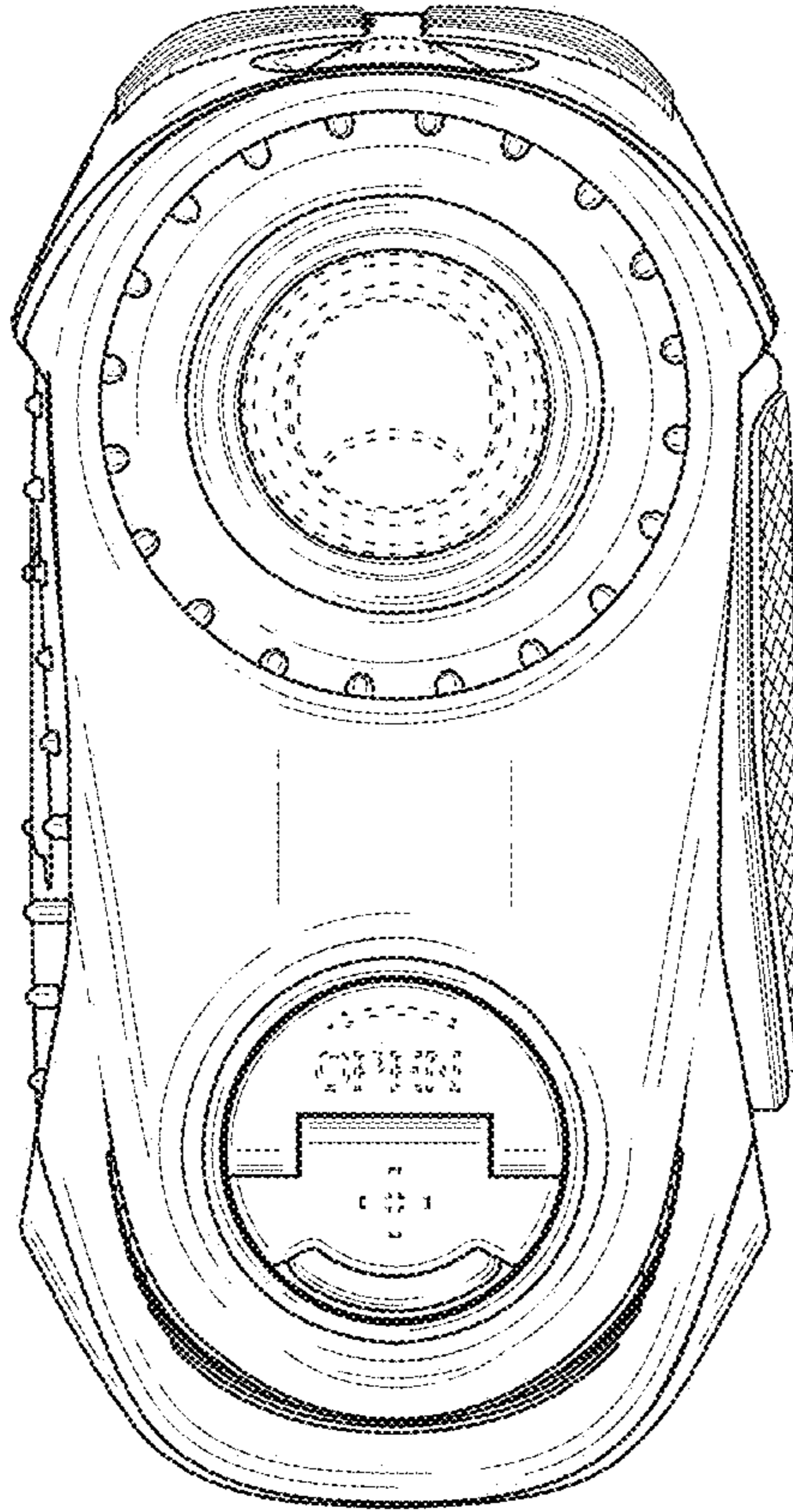


FIG. 3

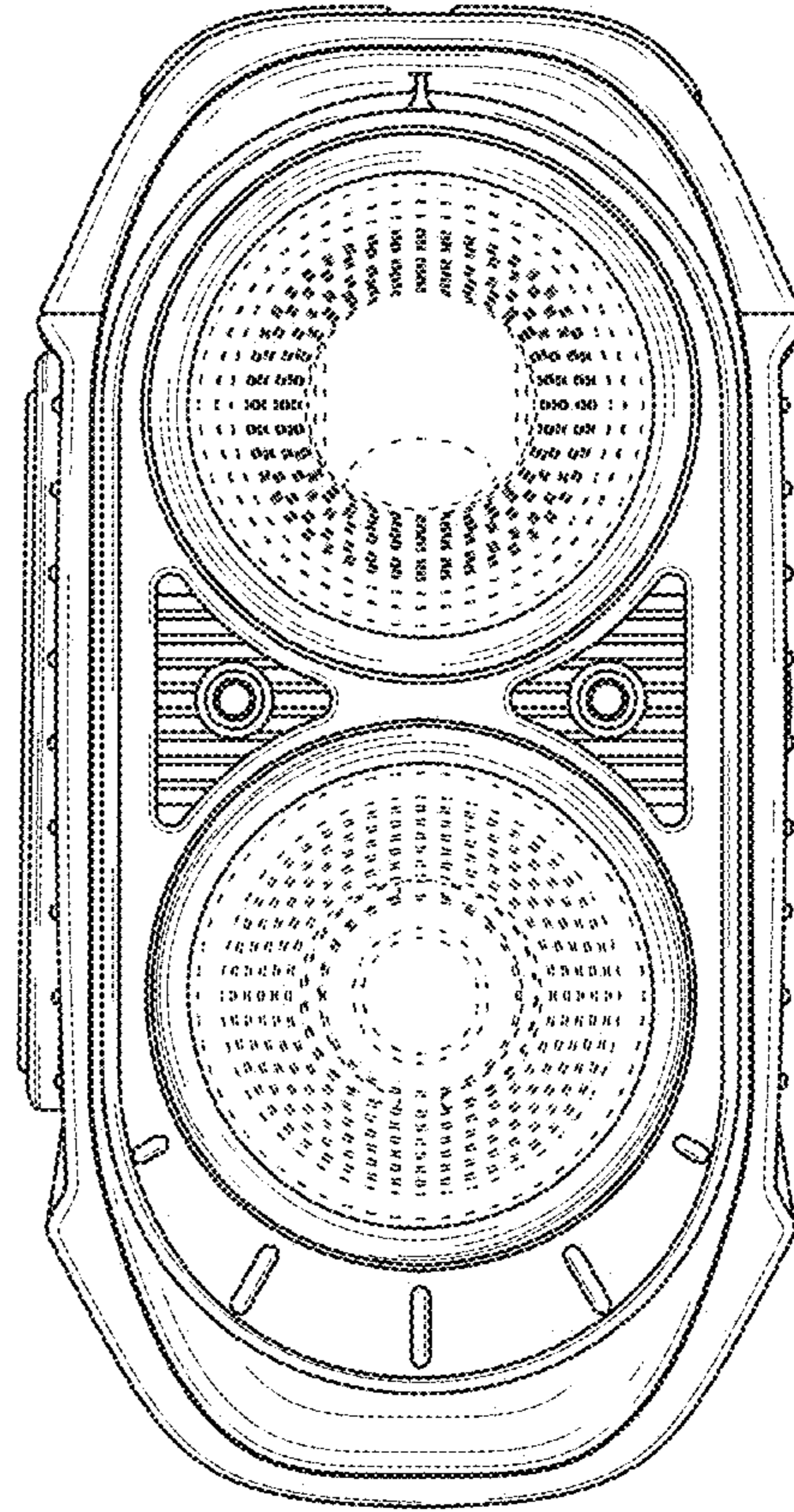


FIG. 4

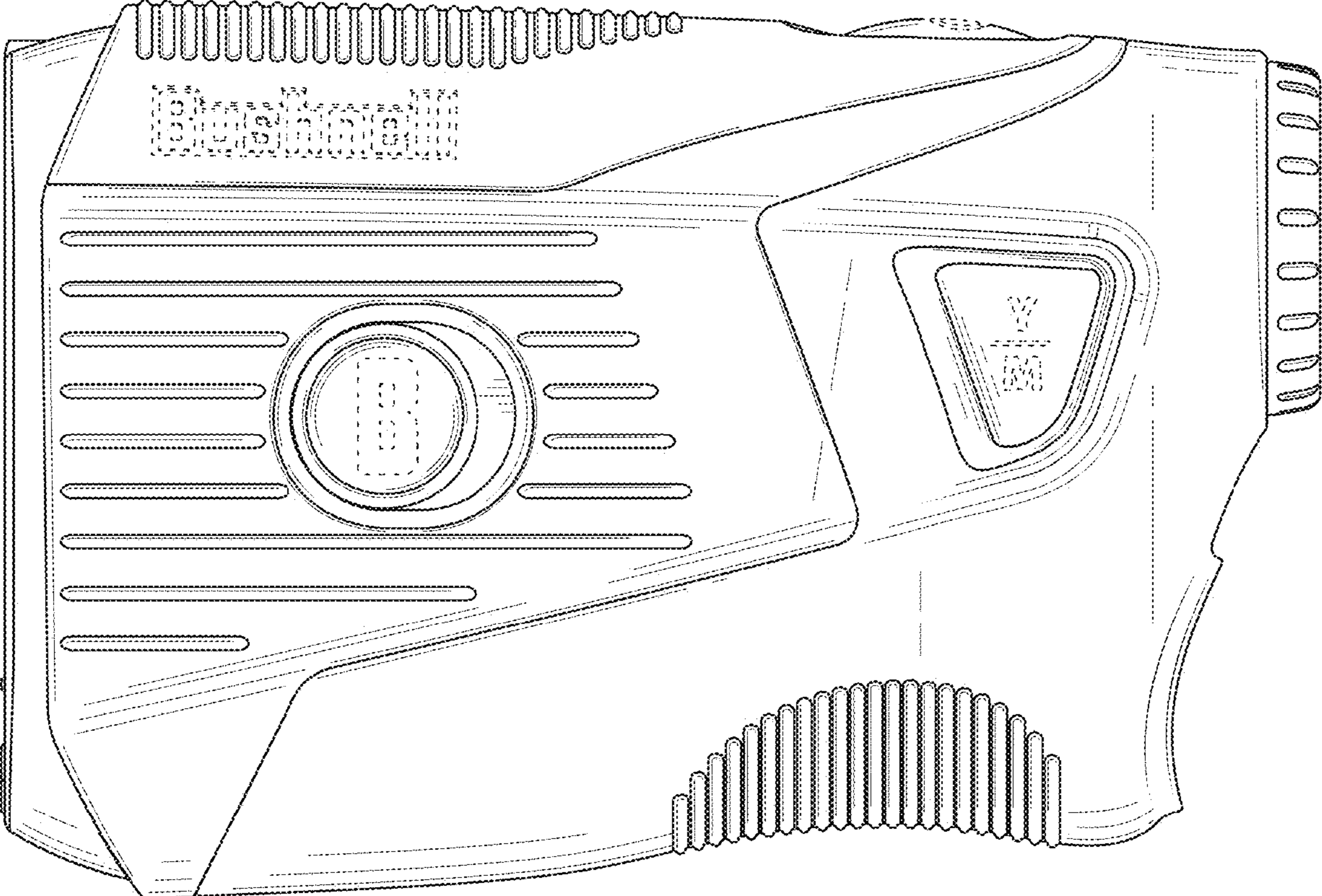


FIG. 5

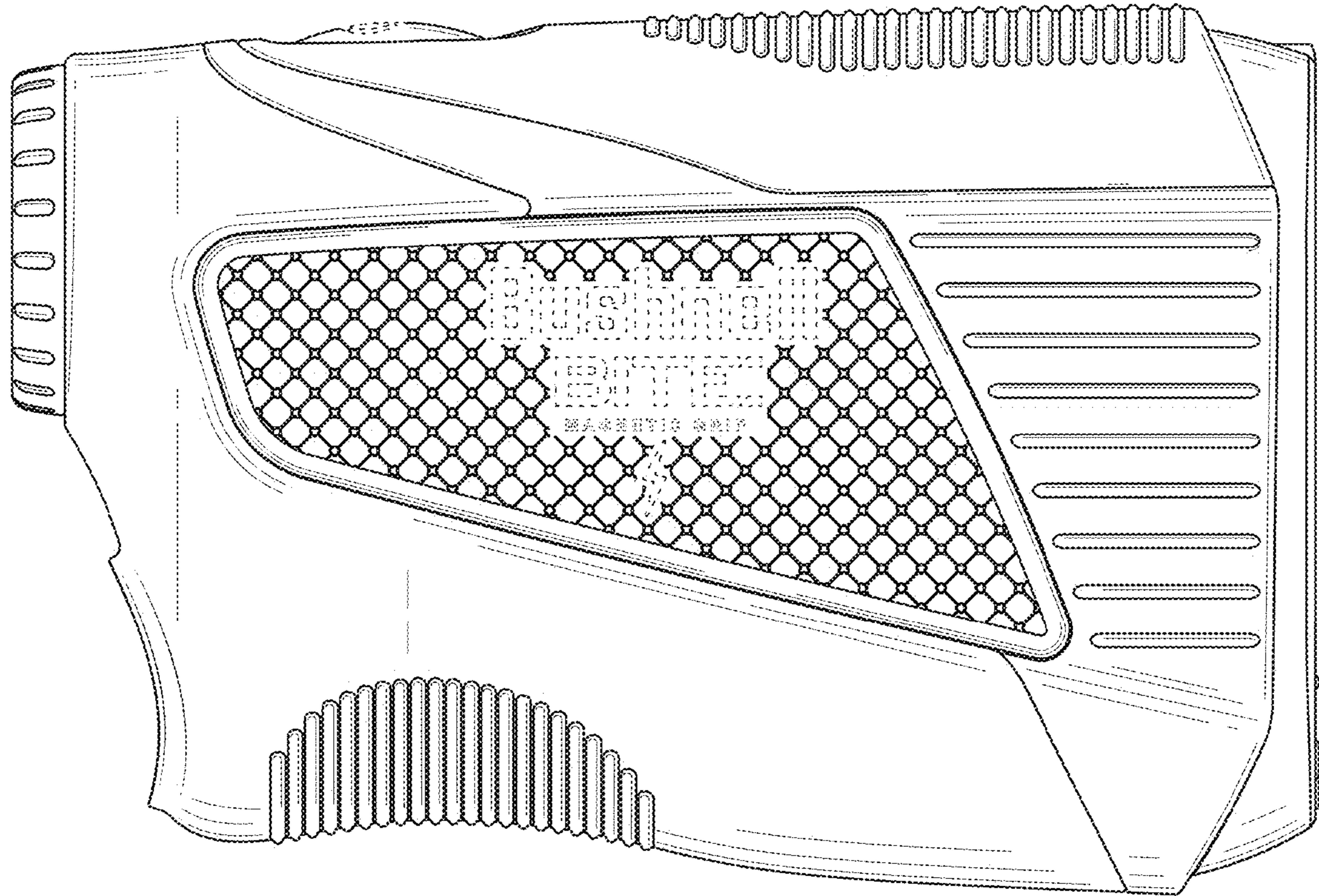


FIG. 6

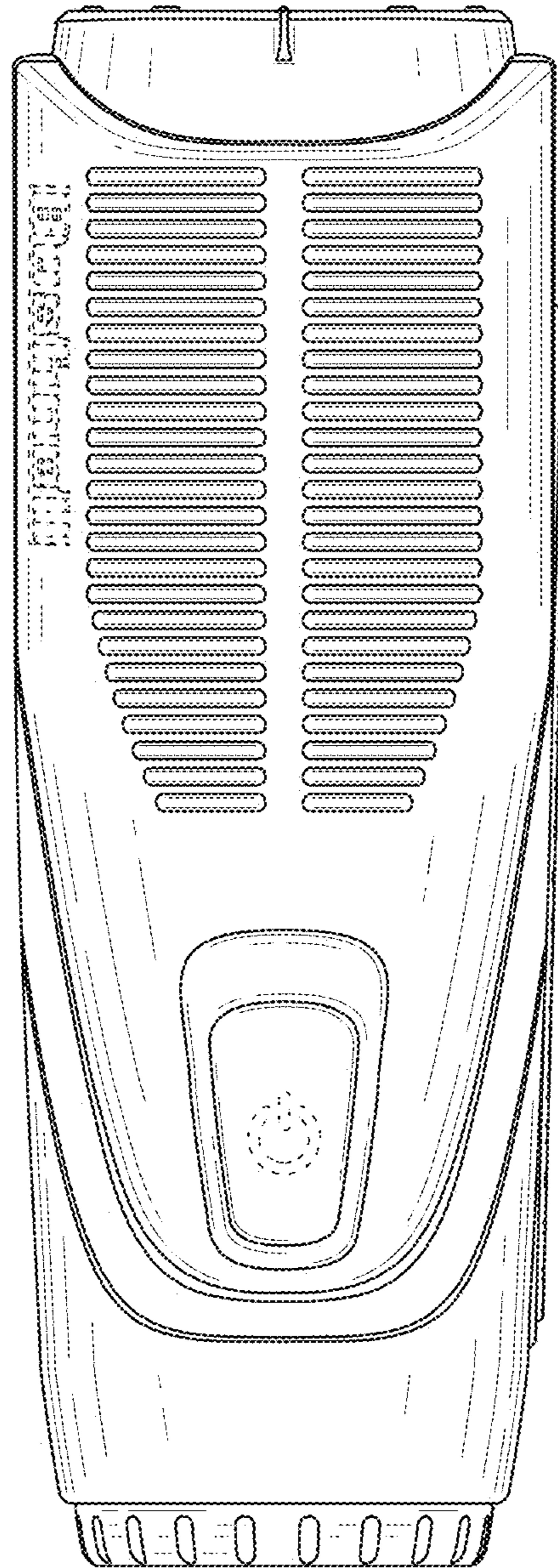


FIG. 7

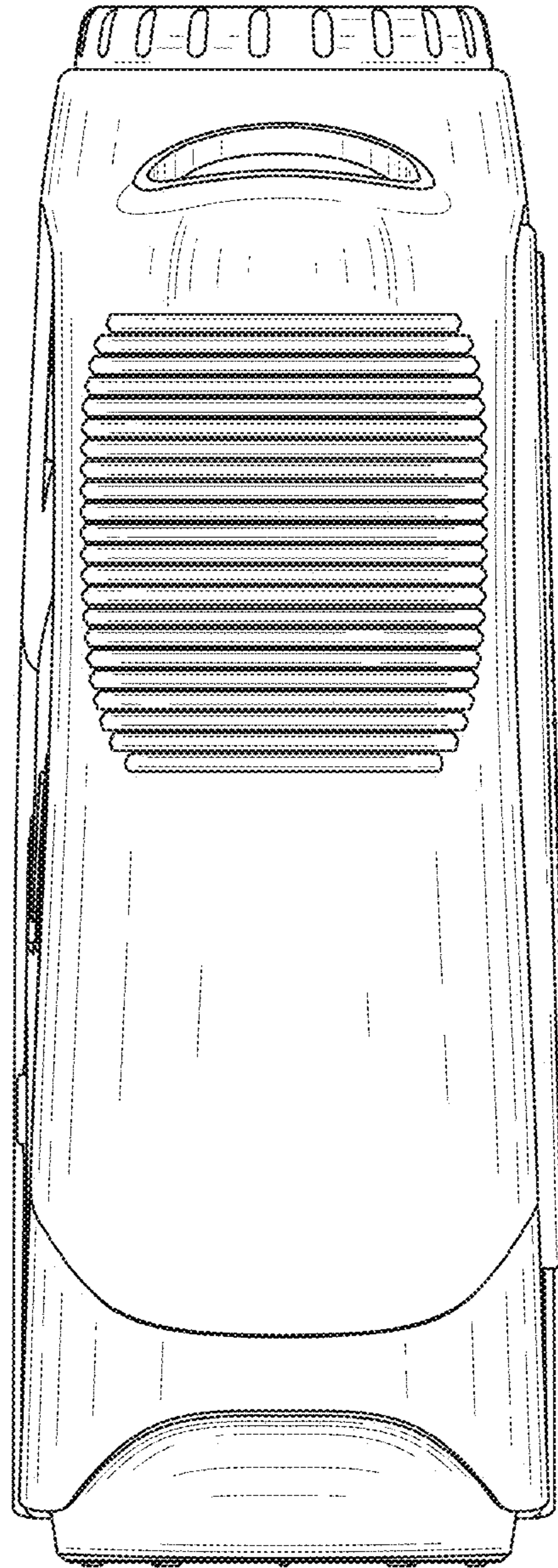


FIG. 8