



US00D953878S

(12) **United States Design Patent** (10) **Patent No.:** **US D953,878 S**  
**Palican et al.** (45) **Date of Patent:** **\*\* Jun. 7, 2022**

(54) **TOP PORTION OF A BAG**

(56) **References Cited**

(71) Applicant: **REYNOLDS CONSUMER PRODUCTS LLC**, Lake Forest, IL (US)  
(72) Inventors: **Andrew Palican**, Hewitt, TX (US); **Nathan Jones**, Springfield, IL (US)  
(73) Assignee: **Reynolds Consumer Products LLC**, Lake Forest, IL (US)  
(\*\*) Term: **15 Years**  
(21) Appl. No.: **29/764,098**  
(22) Filed: **Dec. 28, 2020**

U.S. PATENT DOCUMENTS

3,938,731 A	2/1976	Ross, Jr. et al.	
4,867,575 A	9/1989	Wood	
4,890,736 A	1/1990	Johannes	
5,246,110 A	9/1993	Greyvenstein	
5,282,686 A	2/1994	Haber	
D356,251 S	3/1995	Davis	
5,576,037 A	11/1996	Moore, Jr. et al.	
5,908,244 A	6/1999	Galambos	
D542,150 S	5/2007	Bredbury	
7,345,712 B2	3/2008	Sohn	
8,083,409 B2	12/2011	Gelbard	
8,550,712 B2	10/2013	Ebner et al.	
8,668,387 B2	3/2014	Ebner et al.	
8,790,009 B2	7/2014	Saville et al.	
D850,286 S *	6/2019	Ross .....	D9/703
10,414,547 B2	9/2019	Rosenburg et al.	
2007/0031067 A1	2/2007	Gebhardt	
2012/0145733 A1	6/2012	Heilman et al.	
2014/0270578 A1	9/2014	Ebner et al.	

**Related U.S. Application Data**

(63) Continuation of application No. 29/684,329, filed on Mar. 20, 2019, now Pat. No. Des. 906,124.  
(51) **LOC (13) Cl.** ..... **09-05**  
(52) **U.S. Cl.** ..... **D9/705**  
USPC ..... **D9/705**

FOREIGN PATENT DOCUMENTS

FR	2 676 989 A1	12/1992
FR	2 689 099 A1	10/1993
JP	10-338302 A	12/1998
JP	2004/345649 A	12/2004

(58) **Field of Classification Search**

USPC ..... D9/702-714, 720-722, 424, 430-433, D9/414, 418, 444; 229/26, 119, 127, 33, 229/71-75, 103; 222/92, 107, 215; 220/495.03, 495.01; D3/303, 201; 428/35.2, 79, 199, 542.6; 434/162; 402/79; D5/57-61, 99; 281/2, 3.1, 5, 38, 281/51; 283/117, 62, 74, 93, 103, 115; D19/1-10, 100  
CPC .... B65D 33/00; B65D 33/16; B65D 33/1608; B65D 33/06; B65D 33/12; B65D 29/00; B65D 29/04; B65D 31/00; B65D 31/005; B65D 31/10; B65D 31/02; B65D 31/04; B65D 31/18; B65D 65/00; B65D 65/02; B65D 65/38; B65F 1/00; B65F 1/06; B65F 1/0006; B65F 1/38; B65F 1/40  
See application file for complete search history.

OTHER PUBLICATIONS

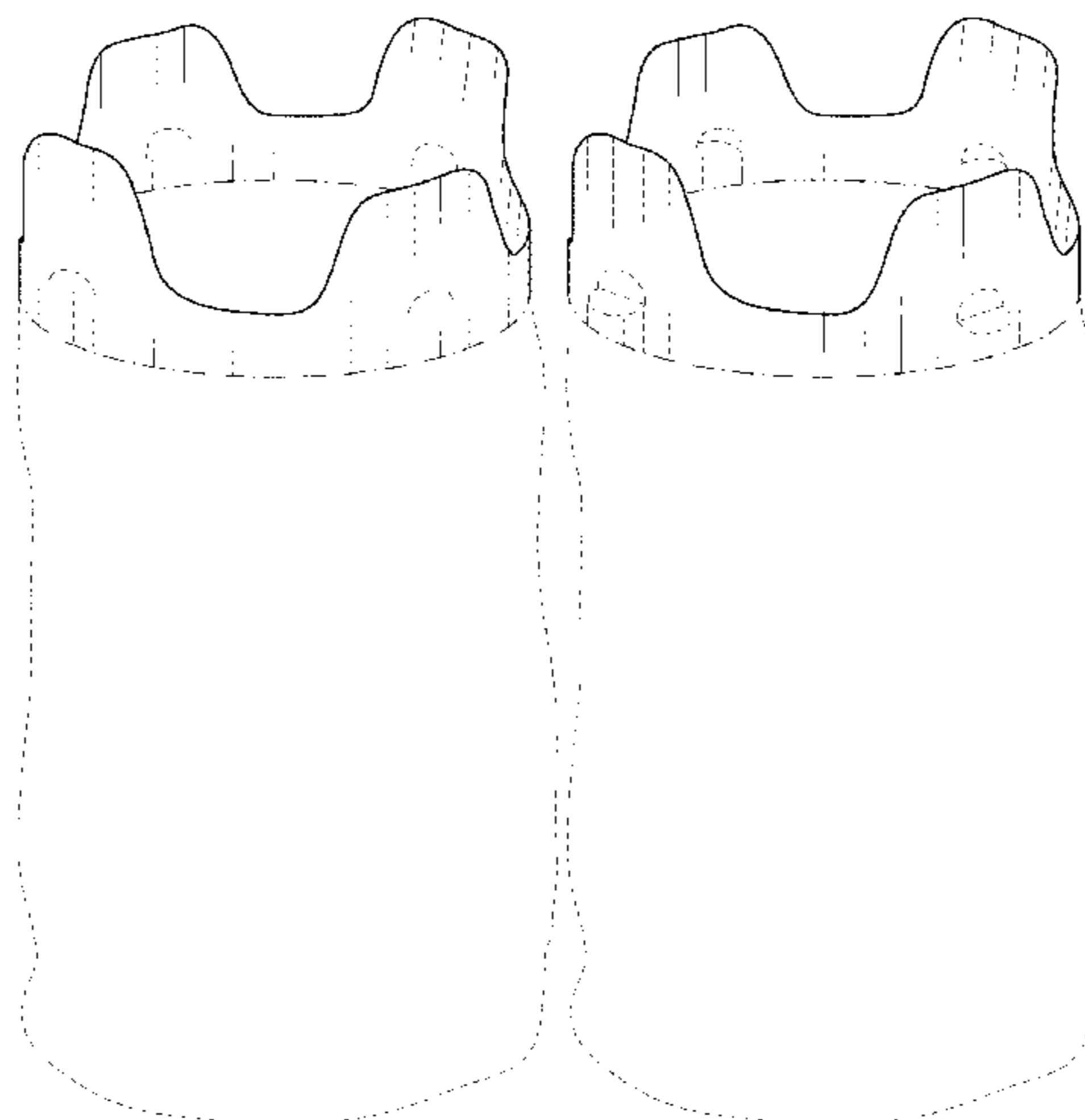
U.S. Appl. No. 29/684,329, filed Mar. 20, 2019, U.S. Pat. No. D. 906,124, Dec. 29, 2020.  
U.S. Appl. No. 29/684,329, Nov. 20, 2020 Issue Fee Payment.  
U.S. Appl. No. 29/684,329, Aug. 21, 2020 Notice of Allowance.  
U.S. Appl. No. 29/684,329, Jul. 31, 2020 Response after Ex Parte Quayle Action.  
U.S. Appl. No. 29/684,329, Jun. 1, 2020 Ex Parte Quayle Action.

\* cited by examiner\*

*Primary Examiner* — Abraham Bahta  
(74) *Attorney, Agent, or Firm* — Baker Botts L.L.P.

(57) **CLAIM**

The ornamental design for a top portion of a bag, as shown and described.



**DESCRIPTION**

FIG. 1 is a front perspective view of an embodiment of the top portion of a bag in an open configuration.

FIG. 2 is an elevated side view of the top portion of the open bag of FIG. 1.

FIG. 3 is a side view of the top portion of the open bag of FIG. 1.

FIG. 4 is a side view of the top portion of the open bag of FIG. 1.

FIG. 5 is a side view of the top portion of the open bag of FIG. 1.

FIG. 6 is a top plan view of the top portion of the bag of FIG. 1.

FIG. 7 is a bottom plan view of the top portion of the bag of FIG. 1.

FIG. 8 is a side view of the top portion of the bag of FIG. 1 in a flat folded configuration.

FIG. 9 is a front perspective view of a second embodiment of a top portion of the bag in an open configuration;

FIG. 10 is a side view of the top portion of the open bag of FIG. 9.

FIG. 11 is a side view of the top portion of the open bag of FIG. 9.

FIG. 12 is a side view of the top portion of the open bag of FIG. 9.

FIG. 13 is a side view of the top portion of the open bag of FIG. 9.

FIG. 14 is a top plan view of the top portion of the bag of FIG. 9.

FIG. 15 is a bottom plan view of the top portion of the bag of FIG. 9; and,

FIG. 16 is a side view of the top portion of the bag of FIG. 9 in a flat folded configuration.

The dash-dot-dash broken lines define the bounds of the claimed design and form no part thereof. All other broken lines including the flap cutouts shown in folded closed position in FIG. 1 and in an open position in FIG. 9 are included to show unclaimed portions of the top portion of the bag and form no part of the claimed design.

**1 Claim, 14 Drawing Sheets**

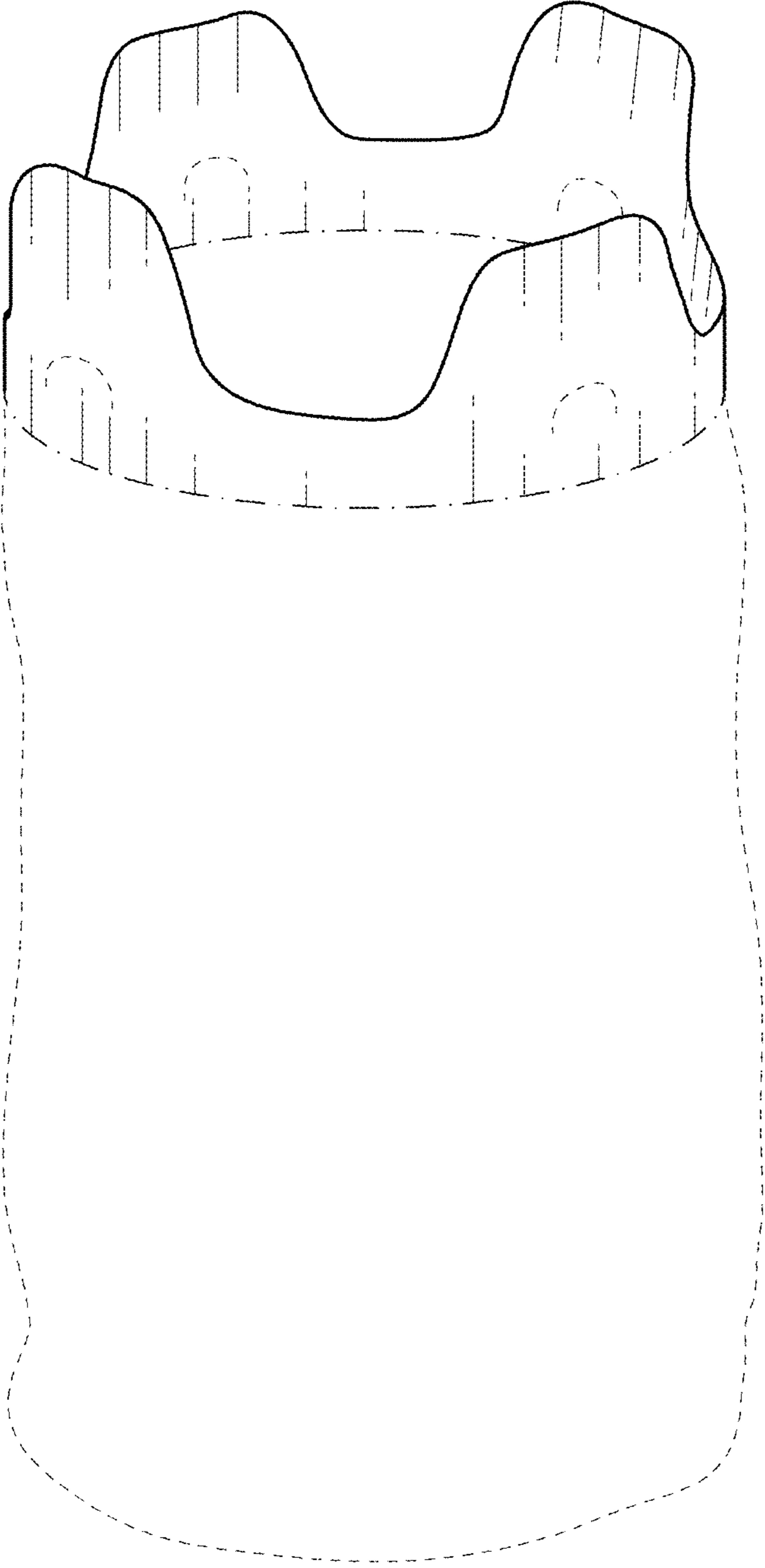


FIG.1




FIG. 2




FIG. 3




FIG. 4




FIG. 5

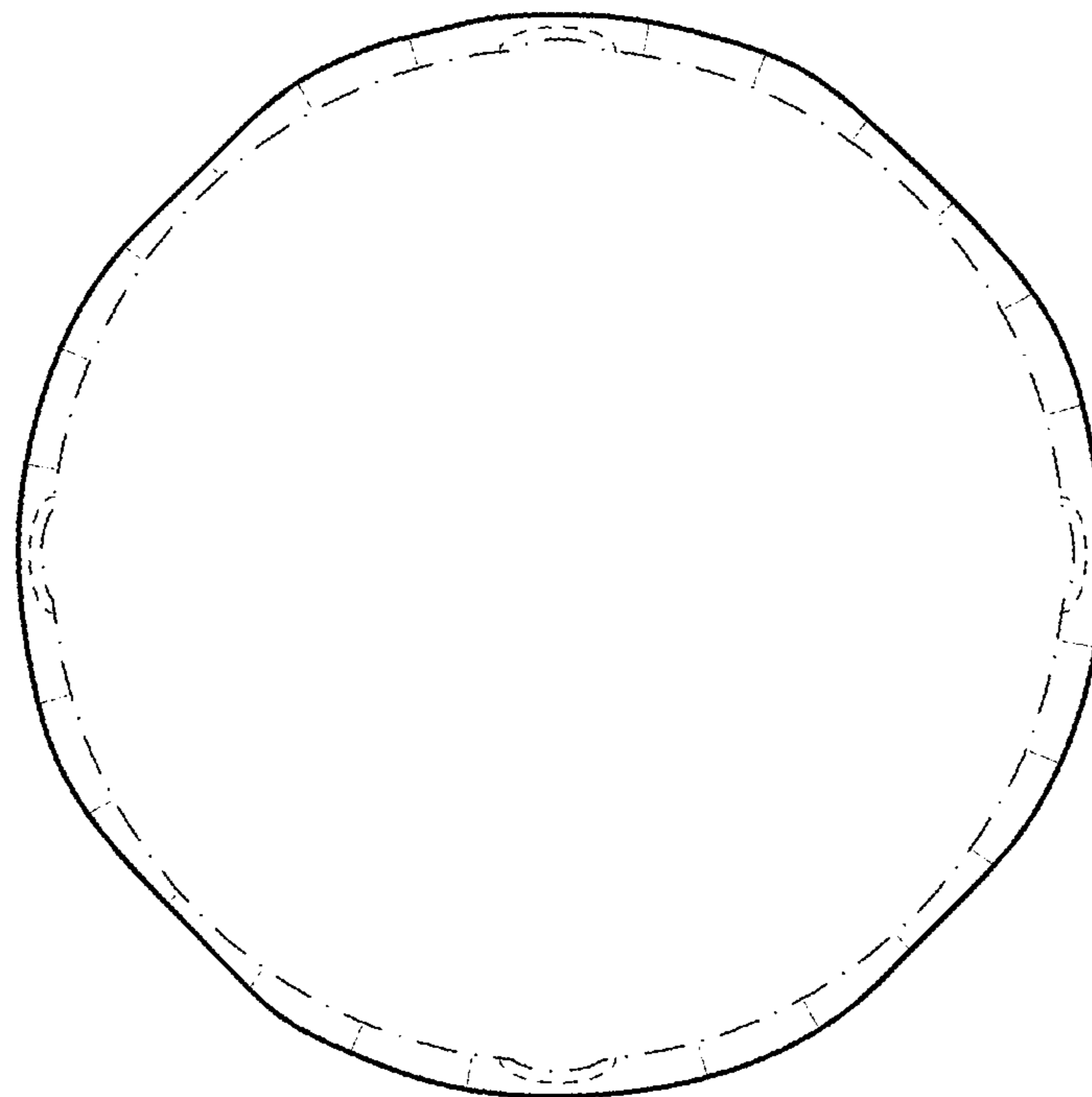


FIG. 6

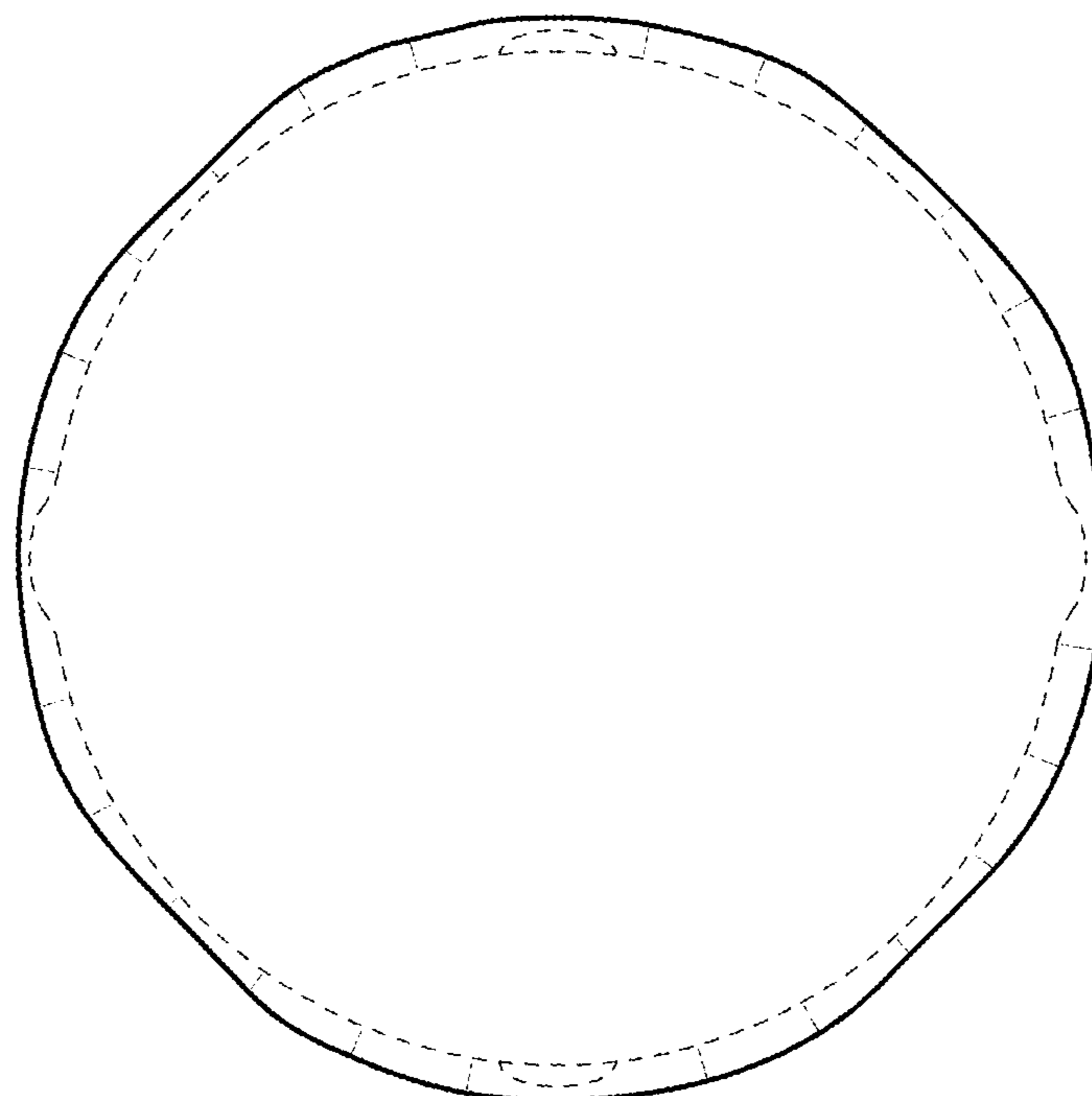


FIG. 7






FIG. 8

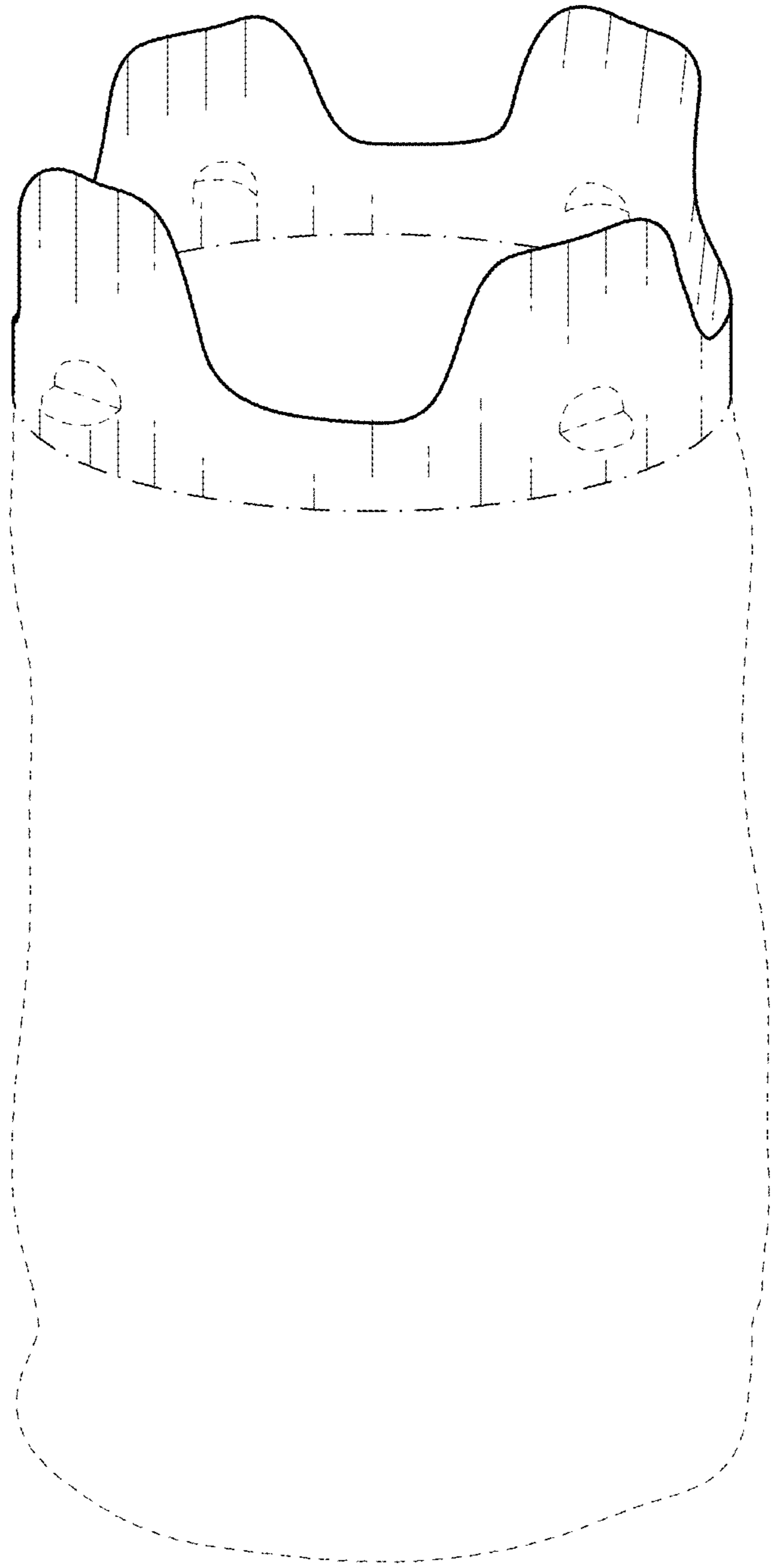


FIG.9




FIG. 10




FIG. 11




FIG. 12




FIG. 13

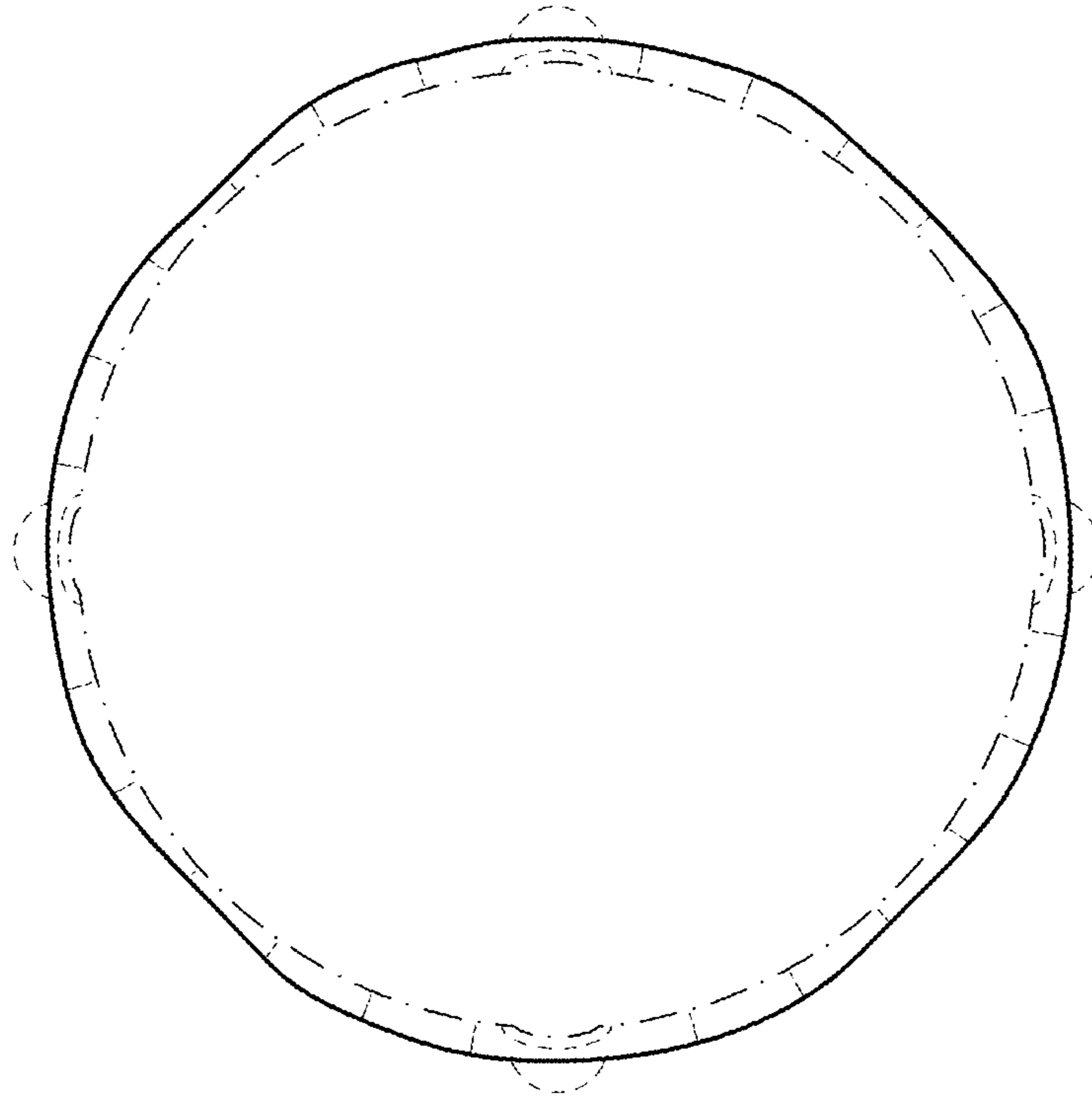


FIG. 14

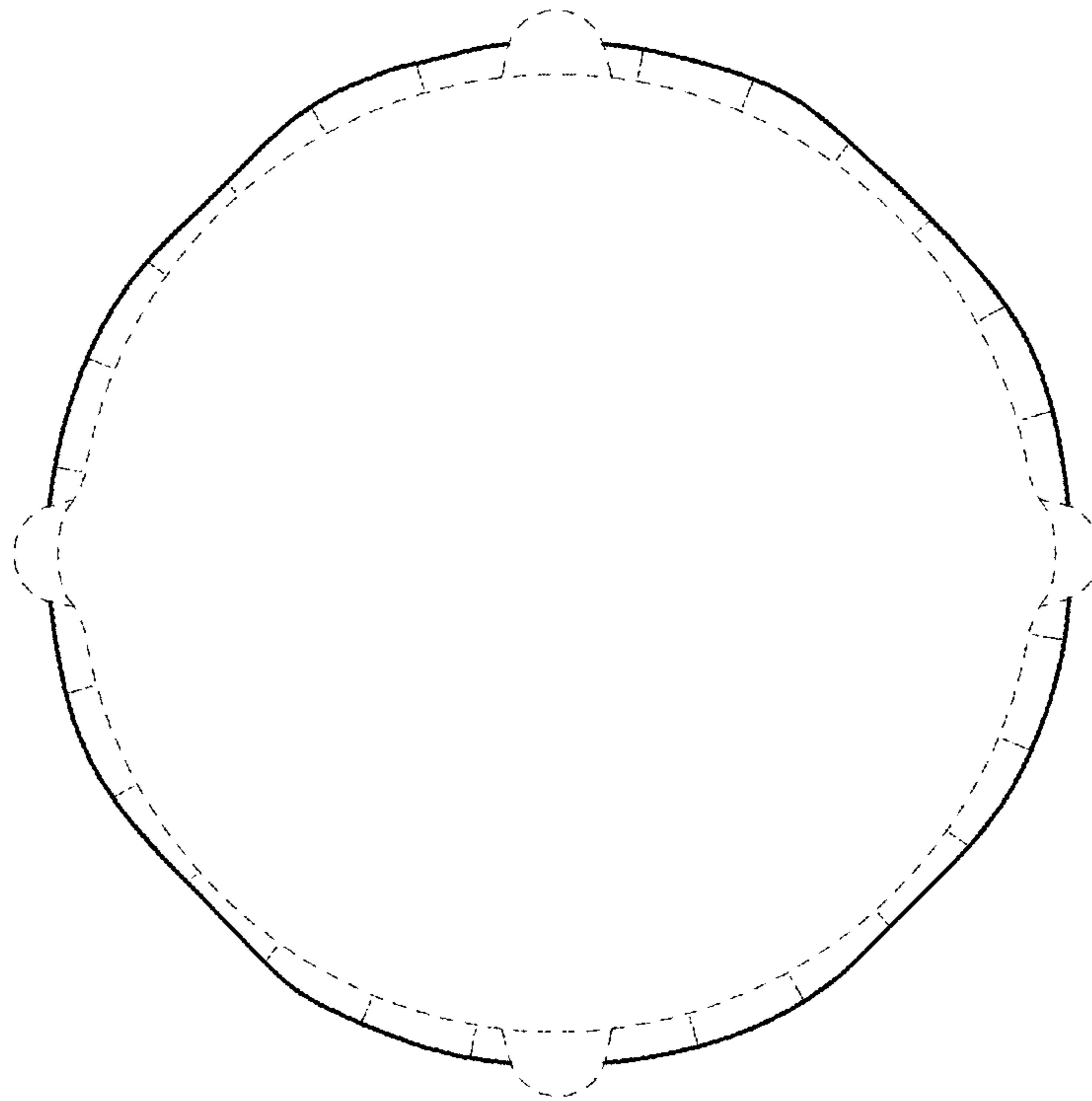


FIG. 15




FIG. 16