



US00D953864S

(12) **United States Design Patent**
Kodama et al.

(10) **Patent No.:** **US D953,864 S**
(45) **Date of Patent:** **** Jun. 7, 2022**

(54) **BOTTLE**

(71) Applicant: **Kao Corporation**, Tokyo (JP)

(72) Inventors: **Daisuke Kodama**, Tokyo (JP); **Shigeki Hashimoto**, Tokyo (JP)

(73) Assignee: **Kao Corporation**, Tokyo (JP)

(**) Term: **15 Years**

(21) Appl. No.: **29/692,363**

(22) Filed: **May 24, 2019**

(30) **Foreign Application Priority Data**

Nov. 26, 2018 (JP) 2018-025657

(51) **LOC (13) Cl.** **09-01**

(52) **U.S. Cl.**

USPC **D9/516**

(58) **Field of Classification Search**

USPC D9/565, 575, 516, 520, 523, 528, 530,
D9/540-543, 549-550, 563-564, 569,
D9/570-571, 682, 684, 685, 715, 719,
D9/434, 444, 537, 538, 539, 556, 414,
D9/424, 456, 726; D23/211.1, 211.2,
D23/225; D7/387, 388, 391, 394, 412,
D7/500, 509, 525, 529, 619.1, 510, 538,
D7/601, 602; D3/202, 218; D25/138;
D28/61, 62, 91.1, 91, 78, 76, 4, 7, 133;
D30/158, 159; D21/809; D12/316
CPC B65D 1/00; B65D 1/02; B65D 1/0223;
B65D 23/00; B65D 81/00; B65D
2501/00; B65D 2501/0009; B65D
2501/0081

See application file for complete search history.

(56) **References Cited**

U.S. PATENT DOCUMENTS

D94,069 S * 12/1934 Brenner D9/542
D422,667 S * 4/2000 Lau D21/814

D481,436 S * 10/2003 Peterson D21/803
D481,437 S * 10/2003 Peterson D21/803
6,668,475 B2 * 12/2003 Carolan G09F 15/0025
40/610
D514,945 S * 2/2006 Busa, Jr. D9/542
D595,384 S * 6/2009 Marciano D21/803
D665,262 S * 8/2012 Regas D9/516
D742,237 S * 11/2015 Snyder D9/537
D792,773 S * 7/2017 Dunster D9/516
D825,339 S * 8/2018 Whisler D9/516

(Continued)

FOREIGN PATENT DOCUMENTS

KR 30-0959476 S 6/2018

OTHER PUBLICATIONS

Google Search History.*

(Continued)

Primary Examiner — Catherine S Posthauer

(74) *Attorney, Agent, or Firm* — Oblon, McClelland,
Maier & Neustadt, L.L.P.

(57) **CLAIM**

The ornamental design for a bottle, as shown and described.

DESCRIPTION

FIG. 1 is a front, right side, top perspective view of a bottle showing our new design;

FIG. 2 is a front elevational view thereof;

FIG. 3 is a rear elevational view thereof;

FIG. 4 is a left side elevational view thereof;

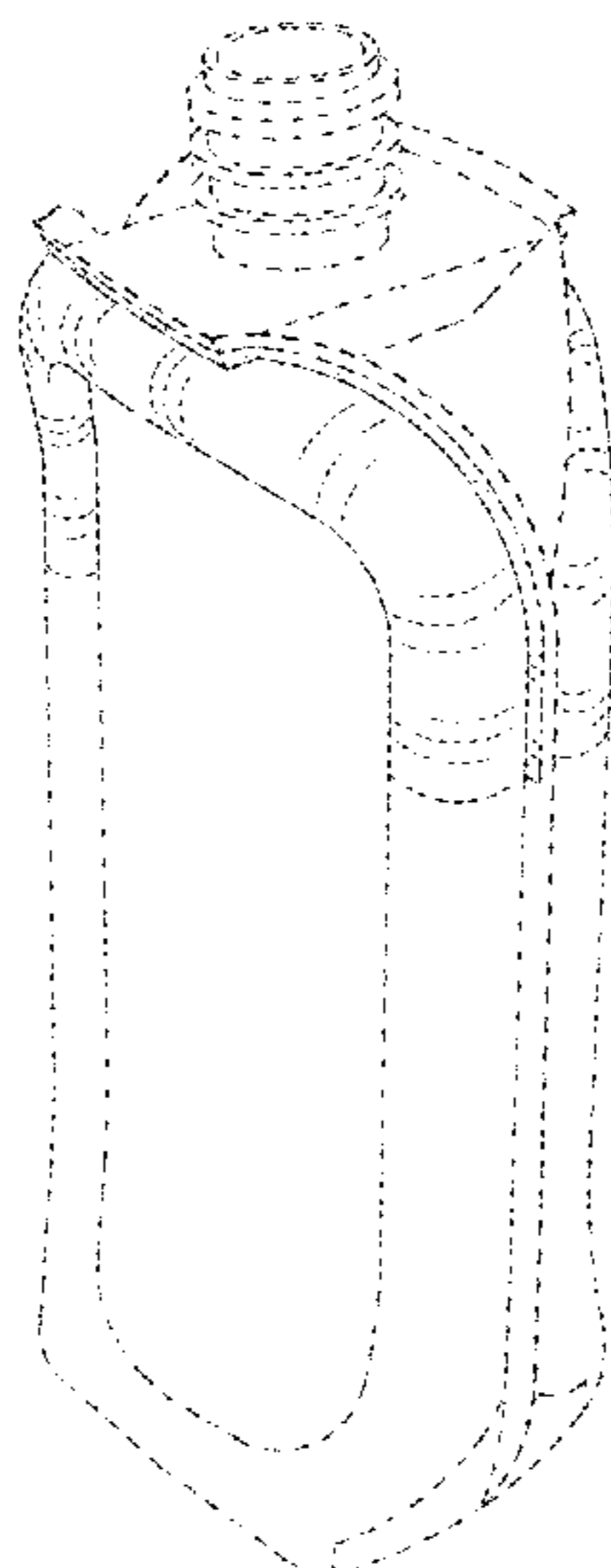
FIG. 5 is a right side elevational view thereof;

FIG. 6 is a top plan view thereof; and,

FIG. 7 is a bottom plan view thereof.

The evenly broken lines are shown for the purpose of illustrating parts of the bottle that form no part of the claimed design. The long and short dashed lines represent the boundaries of the claim and form no part thereof.

1 Claim, 6 Drawing Sheets



(56)

References Cited

U.S. PATENT DOCUMENTS

D856,806 S * 8/2019 Maier D9/516
D867,142 S * 11/2019 Berger D9/516
D881,705 S * 4/2020 Jack D9/516
D905,470 S * 12/2020 Goodwin D6/601
D926,905 S * 8/2021 Zhang D21/803
2012/0103929 A1* 5/2012 Fontana B65D 1/0223
215/382
2017/0152071 A1* 6/2017 Yokota B65D 1/0207
2017/0152095 A1* 6/2017 Soehnlen B65D 1/0246

OTHER PUBLICATIONS

Combined Taiwanese Office Action and Search Report issued on Jan. 21, 2020 in Patent Application No. 108303020 (with English translation of categories of cited documents), 5 pages.

* cited by examiner

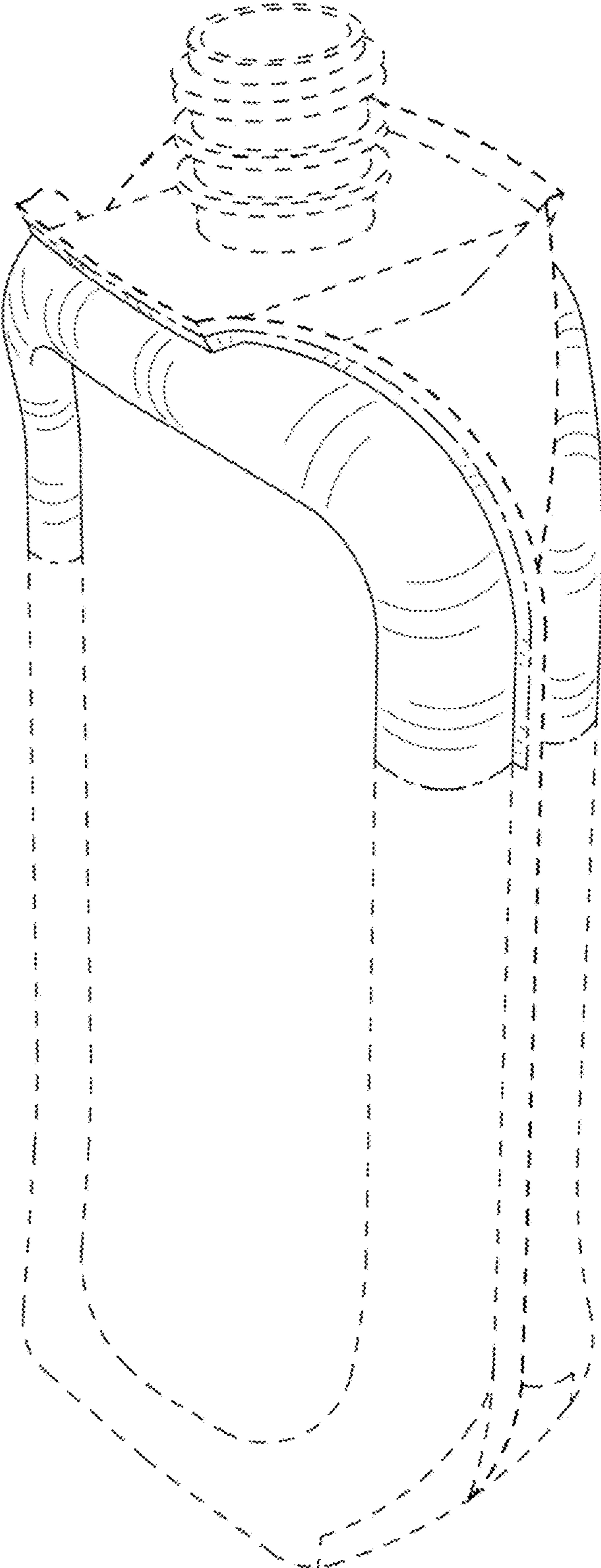


FIG. 1

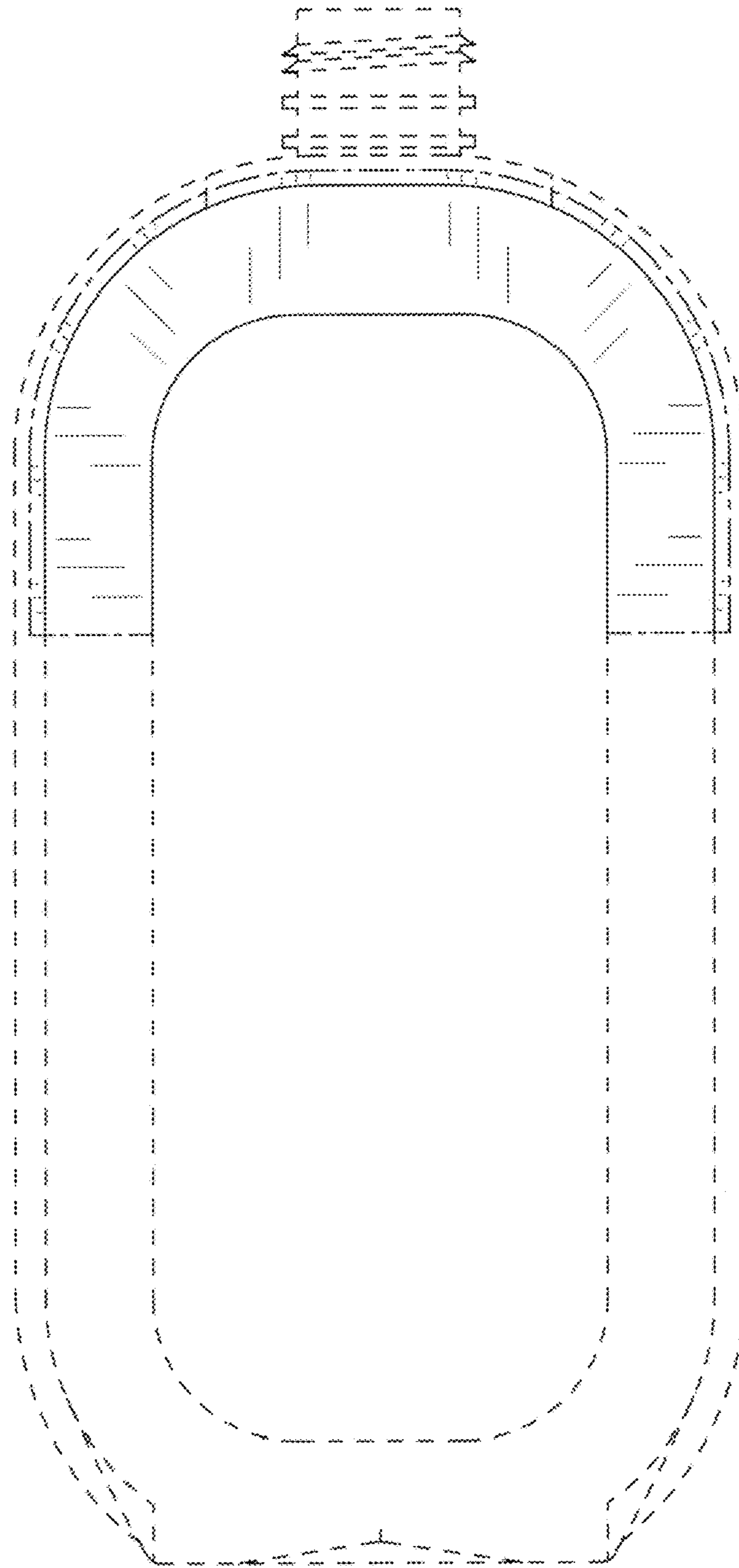


FIG. 2

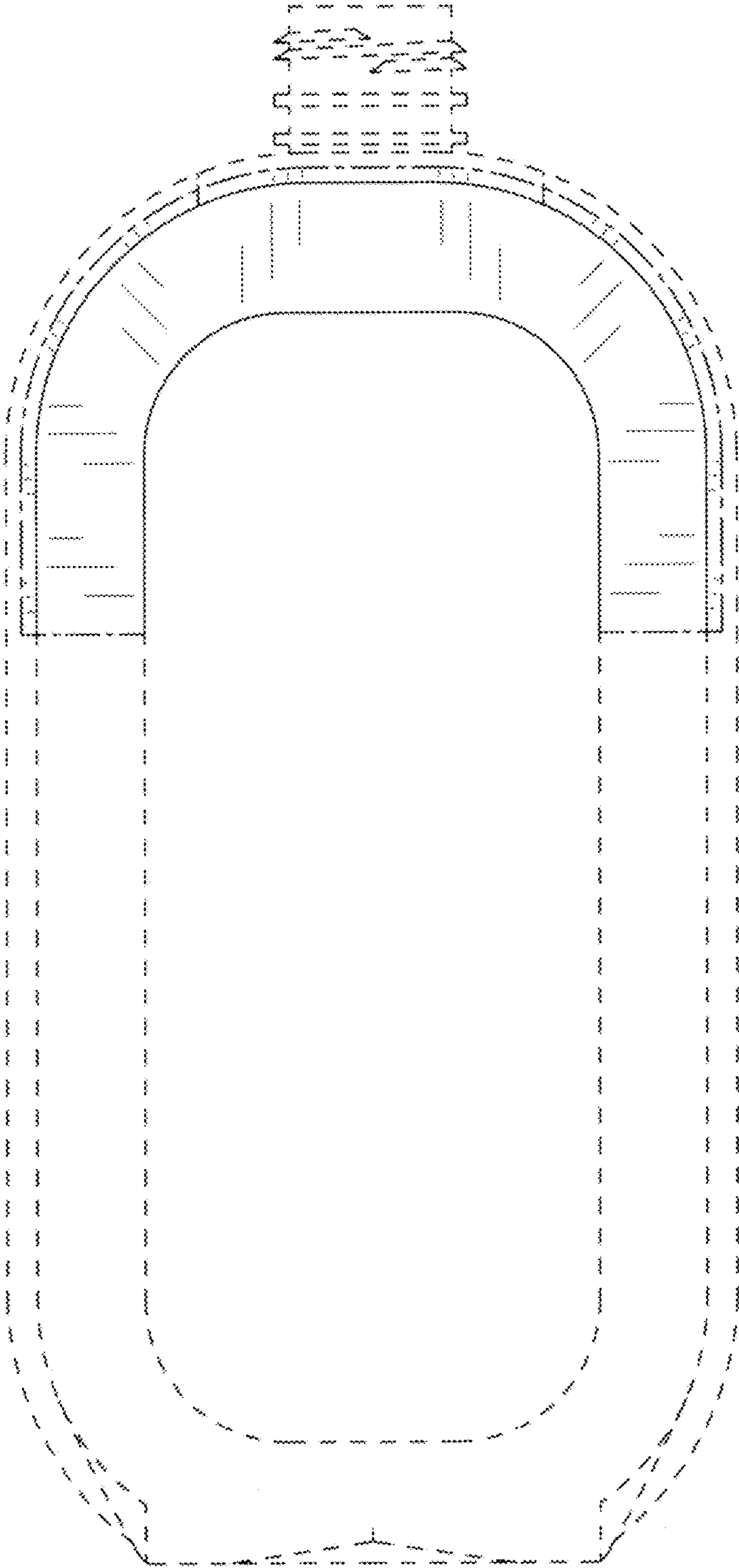


FIG. 3

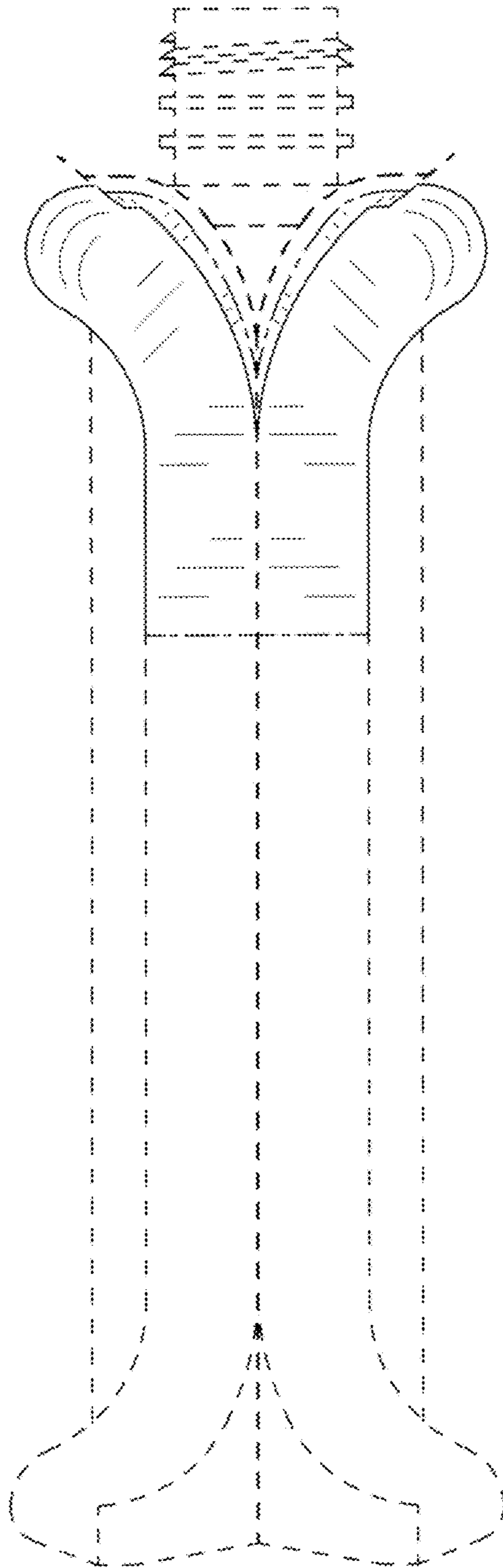


FIG. 4

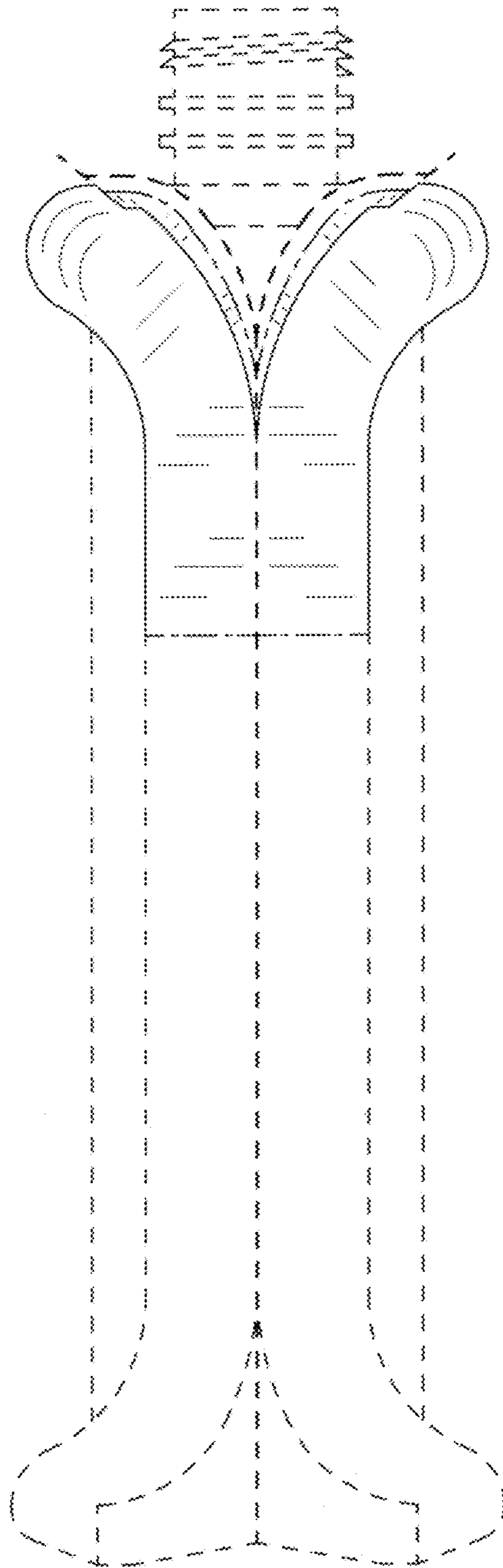


FIG. 5

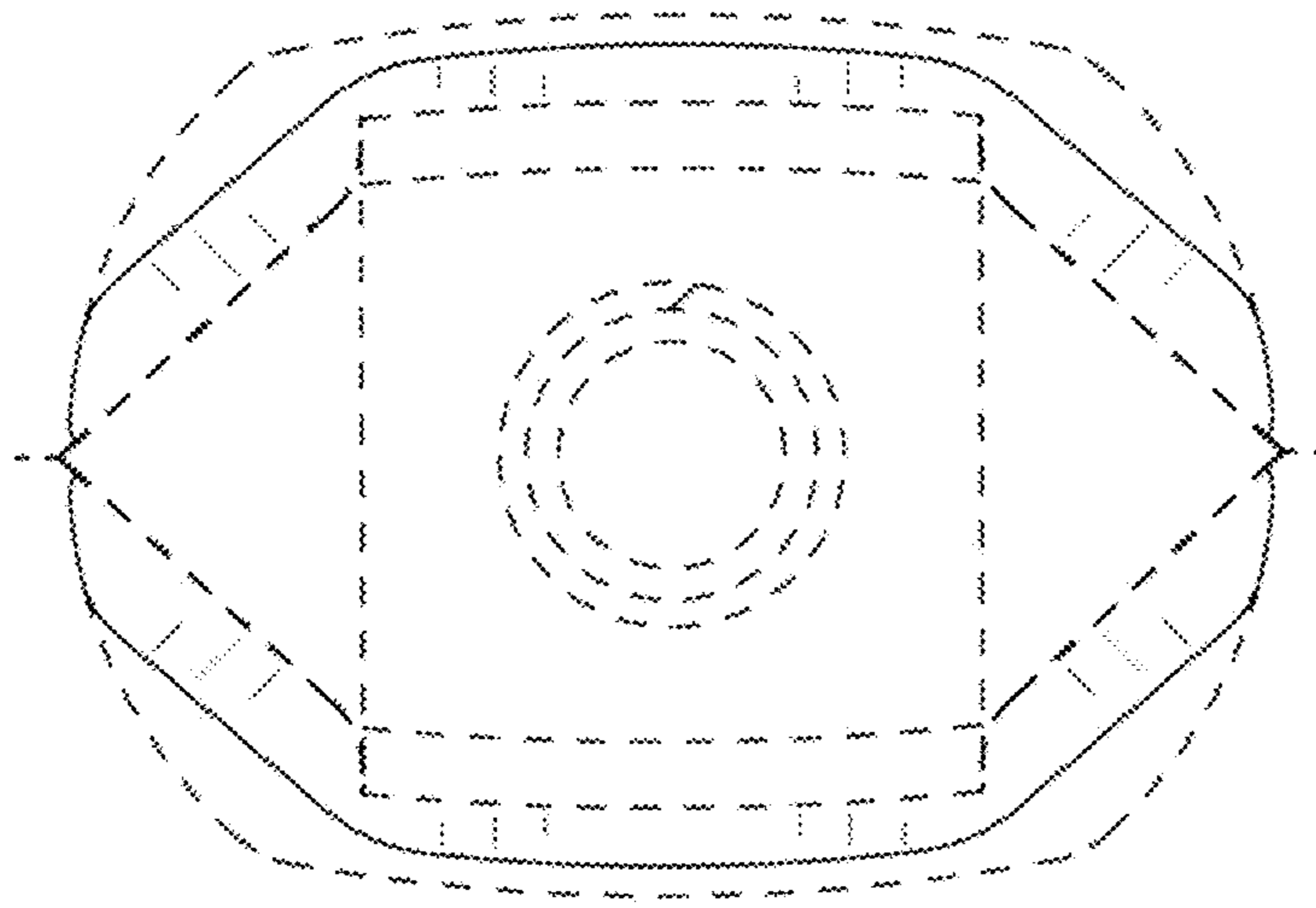


FIG. 6

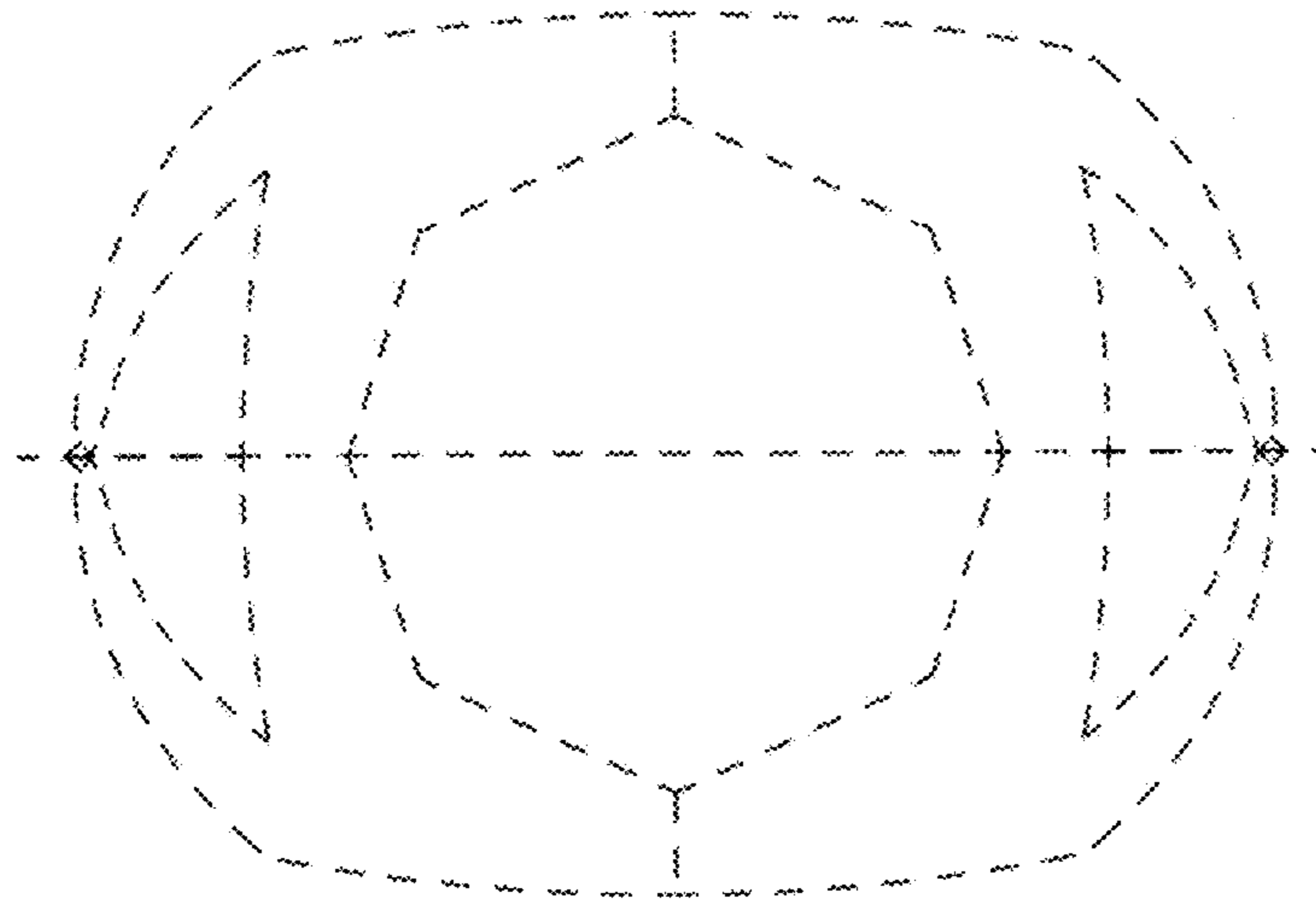


FIG. 7