



US00D953845S

(12) **United States Design Patent**
Schmidt

(10) **Patent No.:** **US D953,845 S**
(45) **Date of Patent:** **** Jun. 7, 2022**

- (54) **SHACKLE**
- (71) Applicant: **Kyle R. Schmidt**, Clermont, FL (US)
- (72) Inventor: **Kyle R. Schmidt**, Clermont, FL (US)
- (**) Term: **15 Years**
- (21) Appl. No.: **29/679,867**
- (22) Filed: **Feb. 11, 2019**
- (51) **LOC (13) Cl.** **09-06**
- (52) **U.S. Cl.**
USPC **D8/356**
- (58) **Field of Classification Search**
USPC D8/349, 354, 382, 383, 356, 367;
D11/86, 93, 184
CPC F16G 11/08; F16G 15/08; E21B 17/05;
E21B 17/023; E21B 23/14; A44C 5/18;
A44C 5/185; A44C 5/20; A44C 5/2009;
A44C 5/2038; A44C 5/2042; A44C
5/2057; A44C 5/208; A44C 5/2085
See application file for complete search history.

- 4,102,124 A * 7/1978 Swager F16G 15/06
403/154
- D265,173 S * 6/1982 Brooks D34/35
- 4,476,673 A * 10/1984 Brown F16G 15/06
411/121
- D294,335 S * 2/1988 Gatsos D11/43
- 5,114,260 A * 5/1992 Hart F16G 15/06
403/154

(Continued)

FOREIGN PATENT DOCUMENTS

- EP 0315722 A1 * 5/1989 A44C 5/22

OTHER PUBLICATIONS

Beckmann, E., W-shackle Double shackle, Article No. 200729,
<https://www.beckmann-cashagen.com/products/w-shackle-double-shackle.html>, Accessed Feb. 11, 2019.

(Continued)

Primary Examiner — Sandra Snapp
Assistant Examiner — Ieisha N Price
(74) *Attorney, Agent, or Firm* — Terry M. Sanks, Esq.;
Beusse Sanks, PLLC

(56) **References Cited**

U.S. PATENT DOCUMENTS

- 125,744 A * 4/1872 Low F16G 15/06
114/114
- 1,380,903 A * 6/1921 Haughwout F16G 15/02
59/85
- 2,010,853 A * 8/1935 Dyer F16G 15/06
59/86
- 2,097,465 A * 11/1937 Morrison F16G 15/06
59/86
- 2,124,912 A * 7/1938 Ehmann F16G 15/06
59/86
- 2,209,007 A * 7/1940 Stevenson F16G 15/06
59/86
- 3,077,178 A 2/1963 Gordon
- 3,492,033 A * 1/1970 Mueller F16C 11/045
403/78
- 4,095,416 A * 6/1978 Issard F16G 15/06
59/86

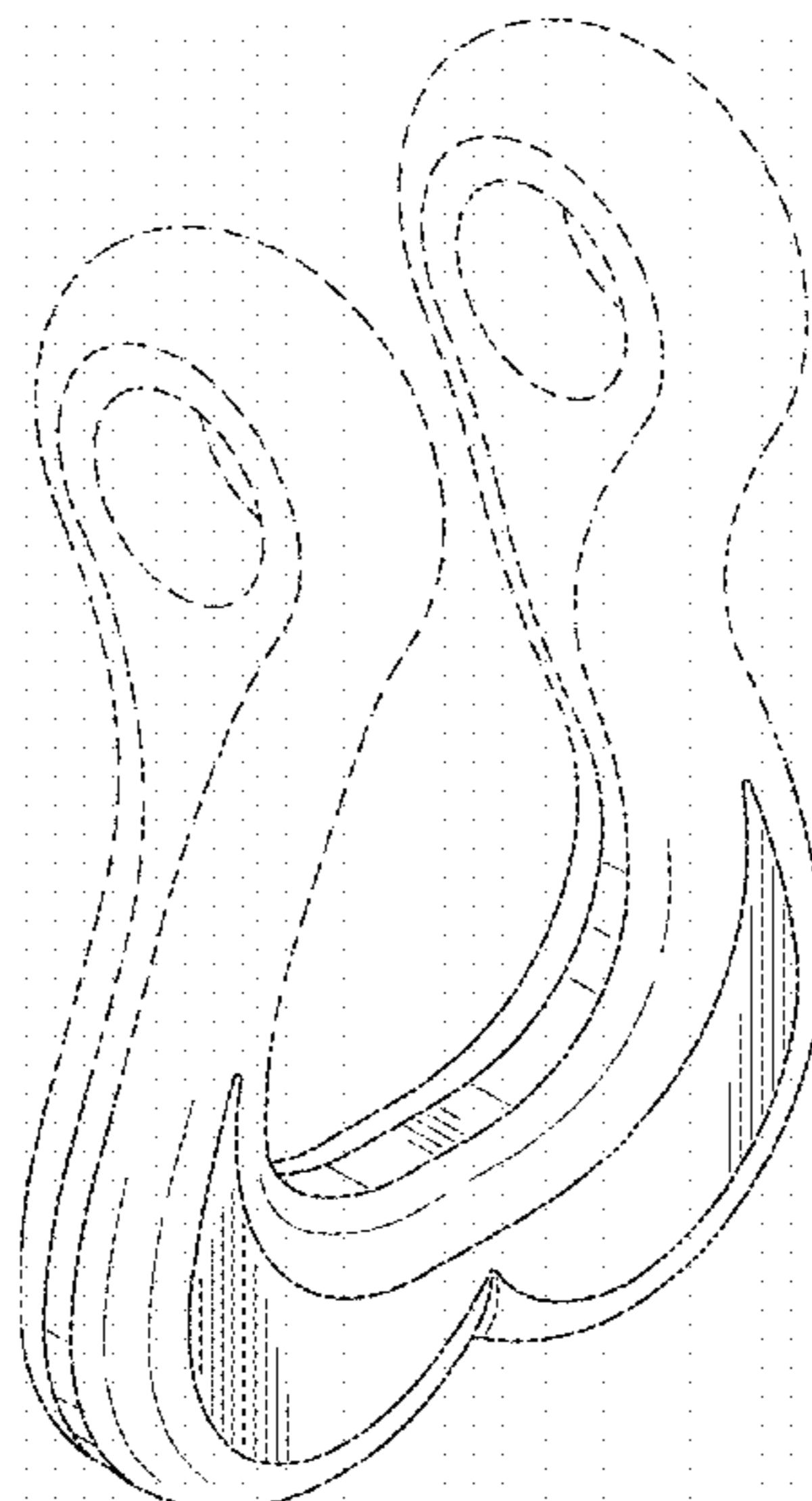
(57) **CLAIM**

The ornamental design for a shackle, as shown and described.

DESCRIPTION

FIG. 1 is a front perspective view of the shackle;
FIG. 2 is a top view thereof;
FIG. 3 is a bottom view thereof;
FIG. 4 is a front view thereof, with the back view being a mirror image of; and,
FIG. 5 is a left side view thereof, with the right side view being a mirror image of.
The broken lines in the drawings illustrate portions of the shackle and form no part of the claimed design.

1 Claim, 2 Drawing Sheets



(56)

References Cited

U.S. PATENT DOCUMENTS

5,433,547 A * 7/1995 Hart F16B 39/32
403/154
6,023,927 A * 2/2000 Epstein F16G 15/06
59/85
D431,180 S * 9/2000 Gray, Jr. D8/367
D433,617 S * 11/2000 Gray, Jr. D8/356
D542,505 S * 5/2007 Alba D34/35
D557,592 S * 12/2007 Frank D8/367
7,393,033 B1 * 7/2008 Bisso, IV F16G 15/06
294/82.1
7,448,823 B2 * 11/2008 Silva F16G 15/06
403/325
7,540,140 B1 * 6/2009 Diaz F16G 15/06
403/154
7,614,209 B1 * 11/2009 Payne F16G 15/06
59/86
7,997,056 B2 * 8/2011 Segura B66C 1/66
59/86
8,171,715 B2 * 5/2012 Segura F16G 15/06
59/86
8,636,297 B2 1/2014 Merten et al.
8,677,727 B2 * 3/2014 Robins F16G 15/06
59/86
D701,749 S * 4/2014 Walchle D8/356
D704,537 S * 5/2014 Walchle D8/356

D705,042 S * 5/2014 Walchle D8/356
D707,529 S * 6/2014 Fretz D8/333
8,756,955 B2 * 6/2014 Walchle F16B 45/00
63/3.2
8,757,693 B2 * 6/2014 Fuller B66C 1/66
294/215
D732,377 S * 6/2015 Miszewski D8/356
9,086,118 B2 * 7/2015 Campbell F16G 15/06
D751,885 S * 3/2016 Walchle D8/356
D757,518 S * 5/2016 Najarro D8/339
9,726,255 B1 * 8/2017 Tarrant F16G 15/06
D813,707 S * 3/2018 Bonner D11/26
10,046,611 B2 8/2018 Fincher
D863,124 S * 10/2019 Siegel D12/162
10,450,174 B1 * 10/2019 Kucinic B66F 1/00
2012/0280523 A1 * 11/2012 Costa F16G 15/06
294/82.11

OTHER PUBLICATIONS

COLUMBUS McKinnon, CM Ramshorn Form B Shank Hooks with Shackle Connection (Per Din 15402 B), <https://www.cmworks.com/landing/RiggingSuperPage/RiggingSuperPage.aspx?catid=21581>, Accessed Feb. 11, 2019.
GR Industrial Chain and Sprocket, D-link style, connecting shackles, <https://grchain.com/>, Accessed Feb. 11, 2019.

* cited by examiner

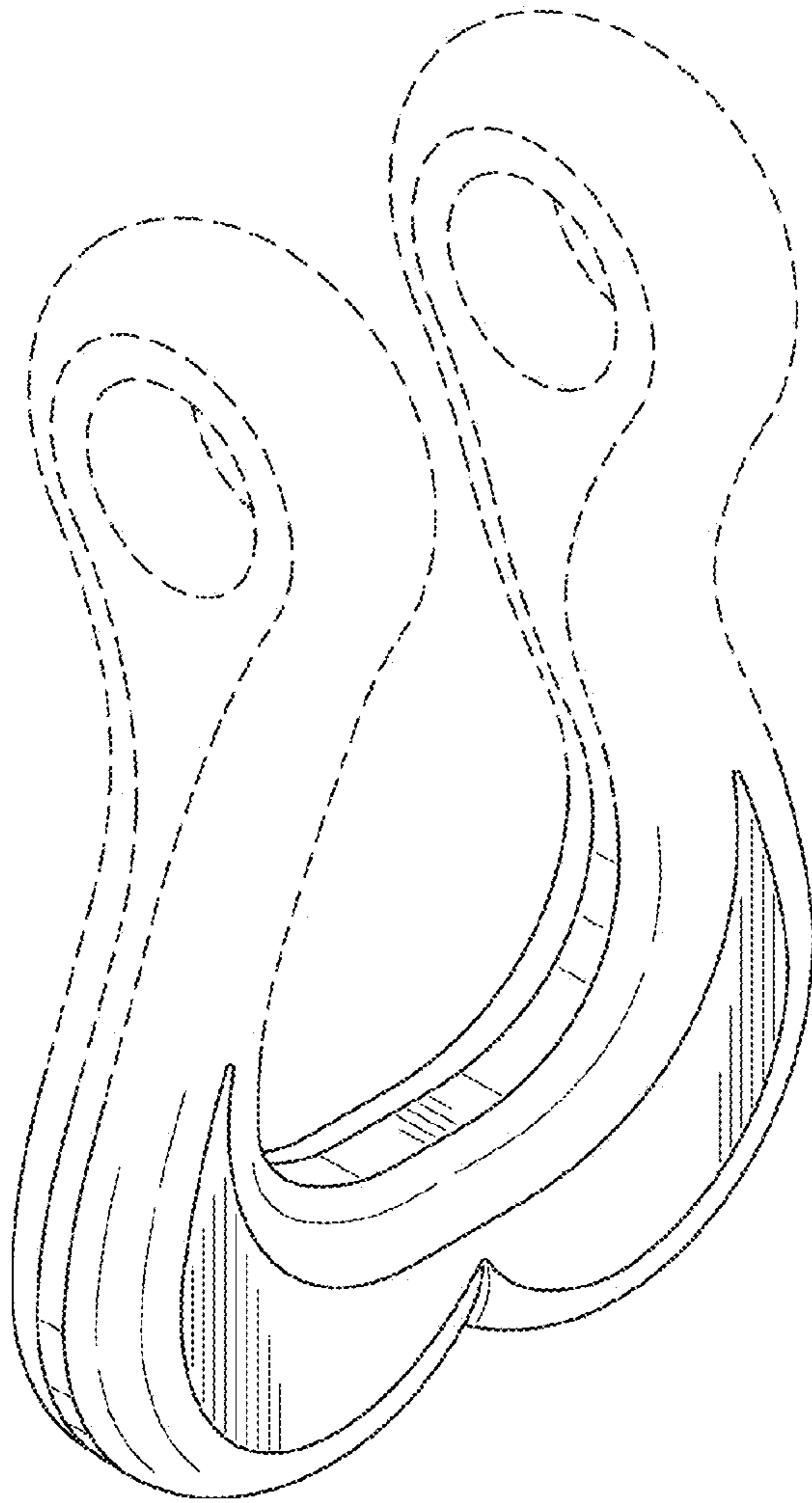


FIG. 1

FIG. 2

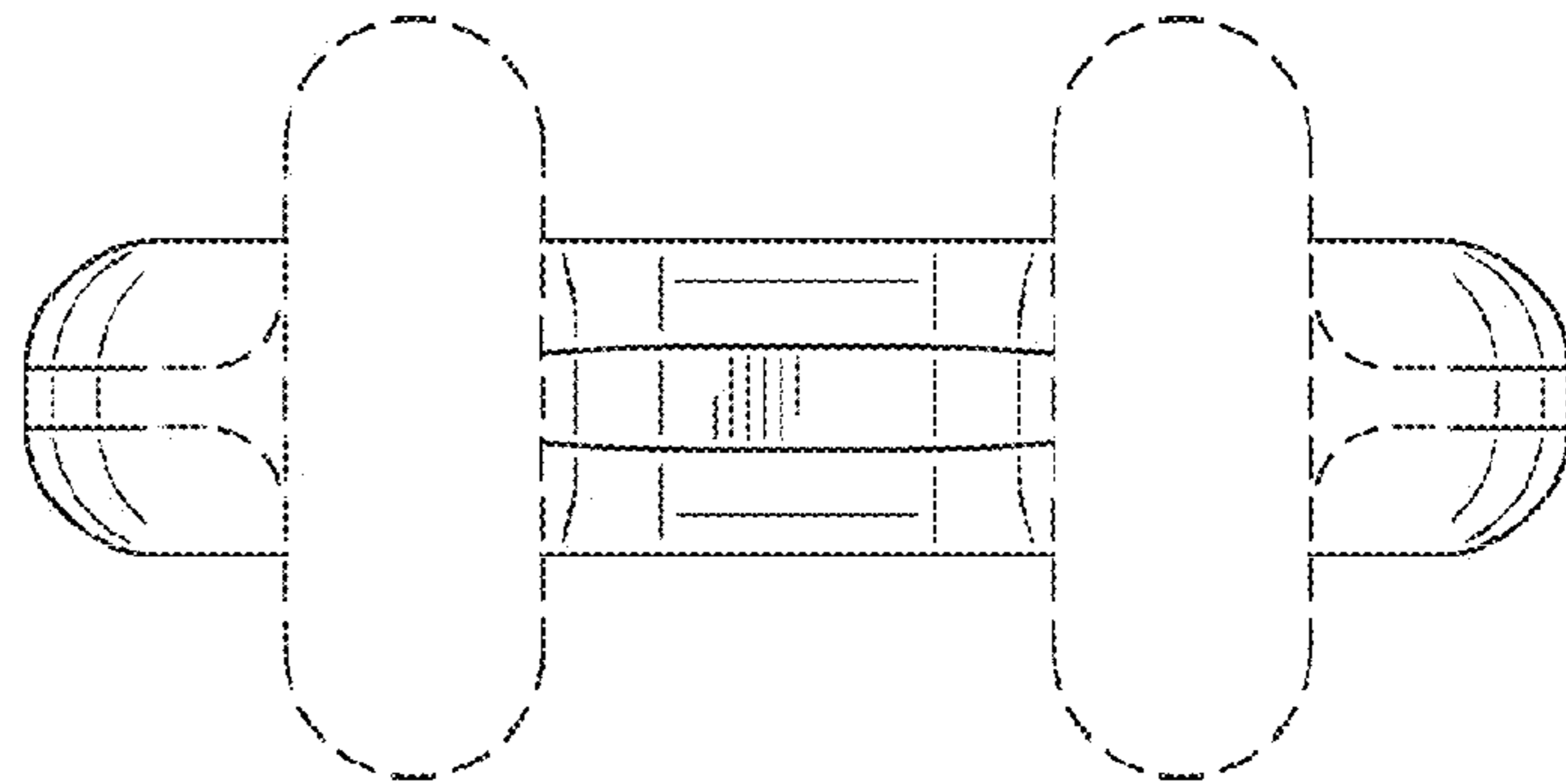
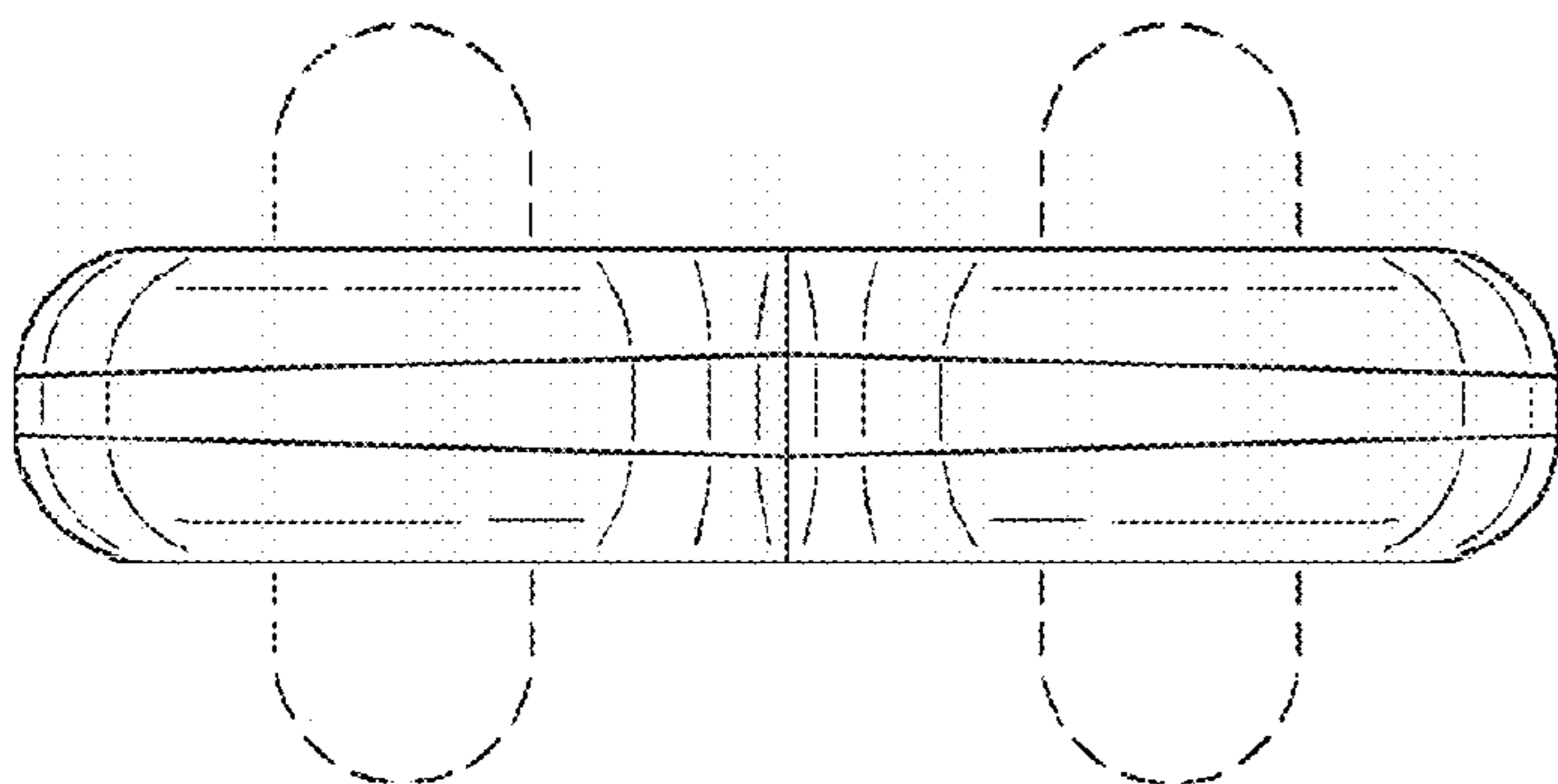


FIG. 3



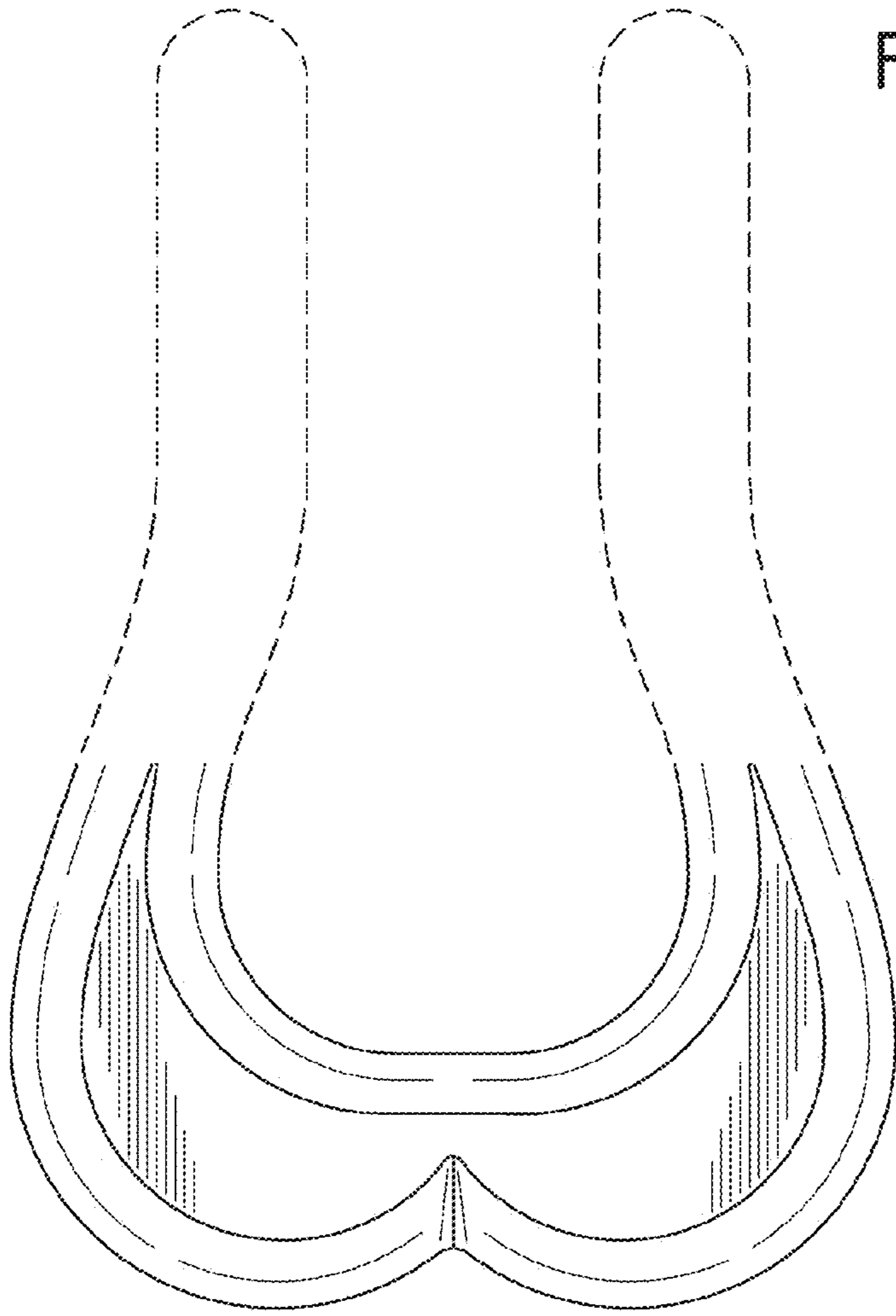


FIG. 4

FIG. 5

