



US00D953790S

(12) **United States Design Patent** (10) **Patent No.:** **US D953,790 S**
Thompson et al. (45) **Date of Patent:** **** Jun. 7, 2022**

(54) **BEVERAGE MACHINE**

(71) Applicant: **Keurig Green Mountain, Inc.**,
Burlington, MA (US)

(72) Inventors: **Keith Paul Thompson**, Cambridge
(GB); **Keir S. Jackson**, Cambridge
(GB); **Peter David Cauwood**,
Cambridge (GB); **Benjamin Worth
Coble**, Winston-Salem, NC (US)

(73) Assignee: **Keurig Green Mountain, Inc.**,
Burlington, MA (US)

(**) Term: **15 Years**

(21) Appl. No.: **29/723,748**

(22) Filed: **Feb. 10, 2020**

(51) **LOC (13) Cl.** **07-01**

(52) **U.S. Cl.**
USPC **D7/309; D7/311**

(58) **Field of Classification Search**
USPC D7/300, 305-313, 397-399, 665;
D30/121, 129, 132; D15/82

CPC A47J 31/00; A47J 31/005; A47J 31/0576;
A47J 31/10; A47J 31/24; A47J 31/3633;
A47J 31/40; A47J 31/44; A47J 31/4403;
A47J 31/46; A47J 31/467; A47J 31/4485;
A47J 31/50; A47J 19/00; A47J 19/02;
A47J 19/023; A47J 19/027; A47J 19/06;
B67D 1/0021; B67D 1/0022; B67D
1/0023; B67D 1/0024; B67D 1/027;
B67D 1/0041; B67D 1/06; B67D 1/0085;
B67D 1/0089; B67D 1/16; B67D
2001/0087; B67D 2001/0091; B67D 3/00;
C12G 3/06; C02F 1/003; C02F 2209/445;
B01D 35/02

See application file for complete search history.

(56) **References Cited**

U.S. PATENT DOCUMENTS

D166,527 S 4/1952 Byrd
4,653,671 A 3/1987 Duffy et al.

D294,447 S 3/1988 Kao
D312,551 S 12/1990 DeCoster
D312,679 S 12/1990 Carrano et al.
D313,555 S 1/1991 Jordi

(Continued)

FOREIGN PATENT DOCUMENTS

CA 124063 * 5/2009
CA 136369 * 3/2011

(Continued)

OTHER PUBLICATIONS

Breville, "Breville Gourmet Single Serve Brewer for Keurig K-cups
BKC700XL," Nov. 9, 2009, Amazon.ca, www.amazon.ca/dp/
B002MZYZHU (Year: 2009).*

(Continued)

Primary Examiner — Joseph Kukella

Assistant Examiner — Arva P Adams

(74) *Attorney, Agent, or Firm* — Wolf, Greenfield &
Sacks, P.C.

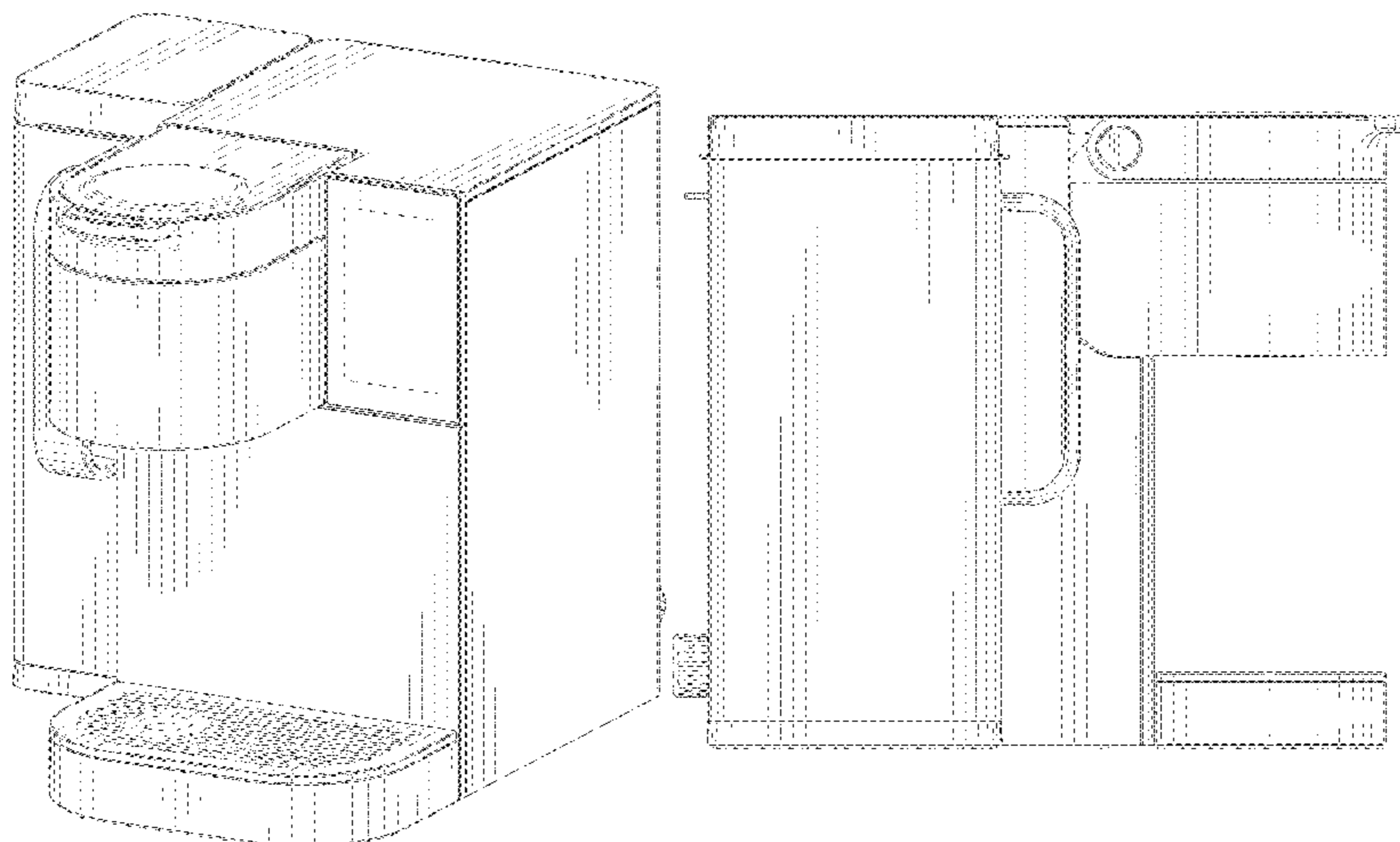
(57) **CLAIM**

The ornamental design for a beverage machine, as shown
and described.

DESCRIPTION

FIG. 1 is a top, front, and right side perspective view of a
beverage machine according to our new design;
FIG. 2 is a left side elevation view thereof;
FIG. 3 is a right side elevation view thereof;
FIG. 4 is a front elevation view thereof;
FIG. 5 is a rear elevation view thereof;
FIG. 6 is a top plan view thereof; and,
FIG. 7 is a bottom plan view thereof.
The broken lines depict portions of the beverage machine
that form no part of the claimed design.

1 Claim, 5 Drawing Sheets



(56)

References Cited

FOREIGN PATENT DOCUMENTS

U.S. PATENT DOCUMENTS

D313,642 S 1/1991 Carrano et al.
 D317,547 S 6/1991 Gecchelin
 D317,996 S * 7/1991 Jack D7/309
 D323,874 S 2/1992 Hirman et al.
 D327,601 S * 7/1992 Beeren D7/309
 D335,608 S 5/1993 Arnold
 D364,344 S 11/1995 Shaw
 D386,001 S 11/1997 Saffran
 D406,003 S 2/1999 Tanner et al.
 D458,514 S 6/2002 Dorion
 D508,825 S 8/2005 Kim
 D509,732 S 9/2005 Staples
 D514,371 S * 2/2006 Yang D7/306
 D524,087 S 7/2006 Ali
 D560,976 S 2/2008 Ben Shlomo et al.
 D564,301 S 3/2008 Altun et al.
 D574,924 S 8/2008 Horiuchi et al.
 D582,714 S * 12/2008 Hensel D7/309
 D594,688 S * 6/2009 Hammad D7/306
 D607,258 S * 1/2010 De Pra' D7/309
 D607,259 S * 1/2010 De Pra' D7/309
 D626,368 S * 11/2010 De Pra' D7/309
 D651,446 S 1/2012 Sheppard et al.
 D660,637 S 5/2012 Milewski et al.
 D679,958 S 4/2013 Yang et al.
 D750,426 S 3/2016 Bann et al.
 D763,030 S * 8/2016 Priley D7/306
 D812,971 S * 3/2018 Moon D7/397
 D833,792 S * 11/2018 Garman D7/309
 D836,963 S 1/2019 Jeon et al.
 D867,801 S 11/2019 Kushner et al.
 D869,900 S * 12/2019 Koury D7/397
 D877,551 S * 3/2020 Nalen D7/306
 D879,530 S * 3/2020 Cauwood D7/306
 D879,531 S * 3/2020 Cauwood D7/306
 D879,532 S * 3/2020 Kaplan D7/306
 D882,336 S * 4/2020 Cauwood D7/397
 D893,945 S * 8/2020 Cauwood D7/397
 D906,059 S 12/2020 Liao
 D922,154 S 6/2021 Zou
 2017/0007067 A1 * 1/2017 Shima A47J 43/08
 2018/0220834 A1 * 8/2018 Moon A47J 31/407
 2021/0212338 A1 * 7/2021 Fonte A23G 9/221

CN 302929108 S 9/2014
 CN 304931329 * 12/2018
 CN 305300431 * 8/2019
 CN 306311147 * 2/2021
 CN 306311149 * 2/2021
 CN 306465430 S 4/2021
 CN 306772036 S 8/2021
 WO WO-D039239-001 * 4/1997

OTHER PUBLICATIONS

Chuck, "Breville vs. Cuisinart K-Cup Brewers," Jul. 10, 2011, Chuck's Blog, <https://murison.wordpress.com/2011/03/20/breville-vs-cuisinart-k-cup-brewers/> (Year: 2011).*

Cuisinart, "Cuisinart Premium Single Serve Stainless Steel Coffee Maker," Jul. 12, 2017, Walmart.com, www.walmart.com/ip/Cuisinart-Premium-Single-Serve-Stainless-Steel-Coffee-Maker/54277981 (Year: 2017).*

5th Avenue Elect., "Keurig K-Mini Plus Coffee Maker," Aug. 10, 2018, Amazon.com, www.amazon.com/dp/B07DR89BR6?th=1 (Year: 2018).*

Amazon.com, "Keurig K-Duo Plus Coffee Maker," Aug. 15, 2019, Amazon.com, www.amazon.com/dp/B07P5W3J29 (Year: 2019).*

We Care, "Keurig K-Duo Coffee Maker," Jul. 1, 2019, Amazon.ca, www.amazon.ca/dp/B07PC7MHQ8 (Year: 2019).*

Keurig Commercial, "Keurig K-2500 Coffee Maker How-to: Use a Travel Mug," Jun. 18, 2020, Vimeo.com, www.vimeo.com/430403643 (Year: 2020).*

Pure Water Filters, "Keurig K2500 Plumbed Single Serve Commercial Coffee Maker and Tea Brewer with KQ8 Filter Kit," Mar. 3, 2020, PureWaterFilters, <https://purewaterfilters.us/shop/purewater-filters-keurig-k2500-with-filter-kit/> (Year: 2020).*

[No Author Listed] Images of Keurig K-Mini, publicly available prior to Feb. 5, 2019, 1 page.

[No Author Listed] Images of Keurig K-Mini Plus, publicly available prior to Feb. 5, 2019, 1 page.

[No Author Listed] Photo of Breville BKC600XL. Publicly known prior to Feb. 5, 2018, 1 page.

* cited by examiner

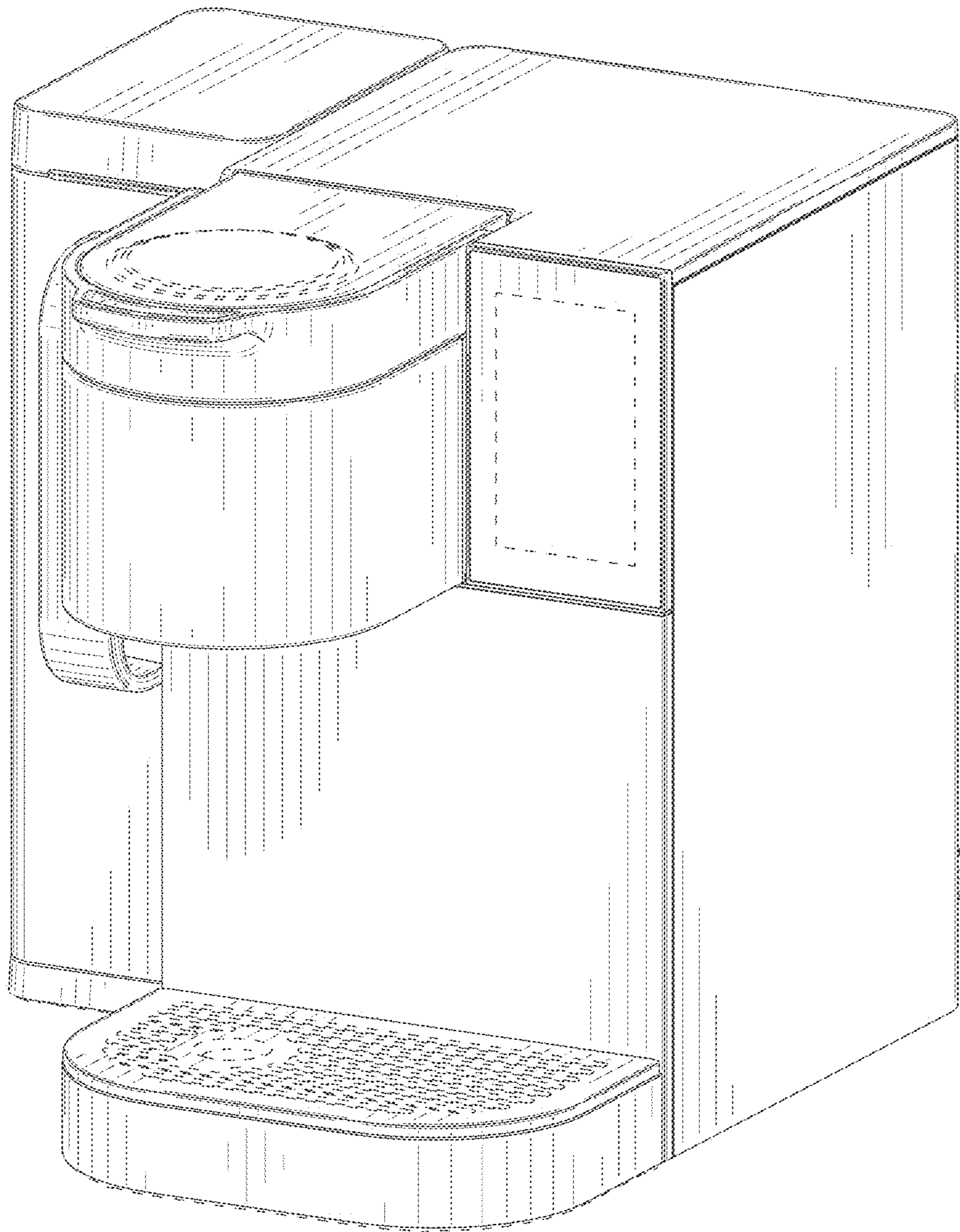


FIG. 1

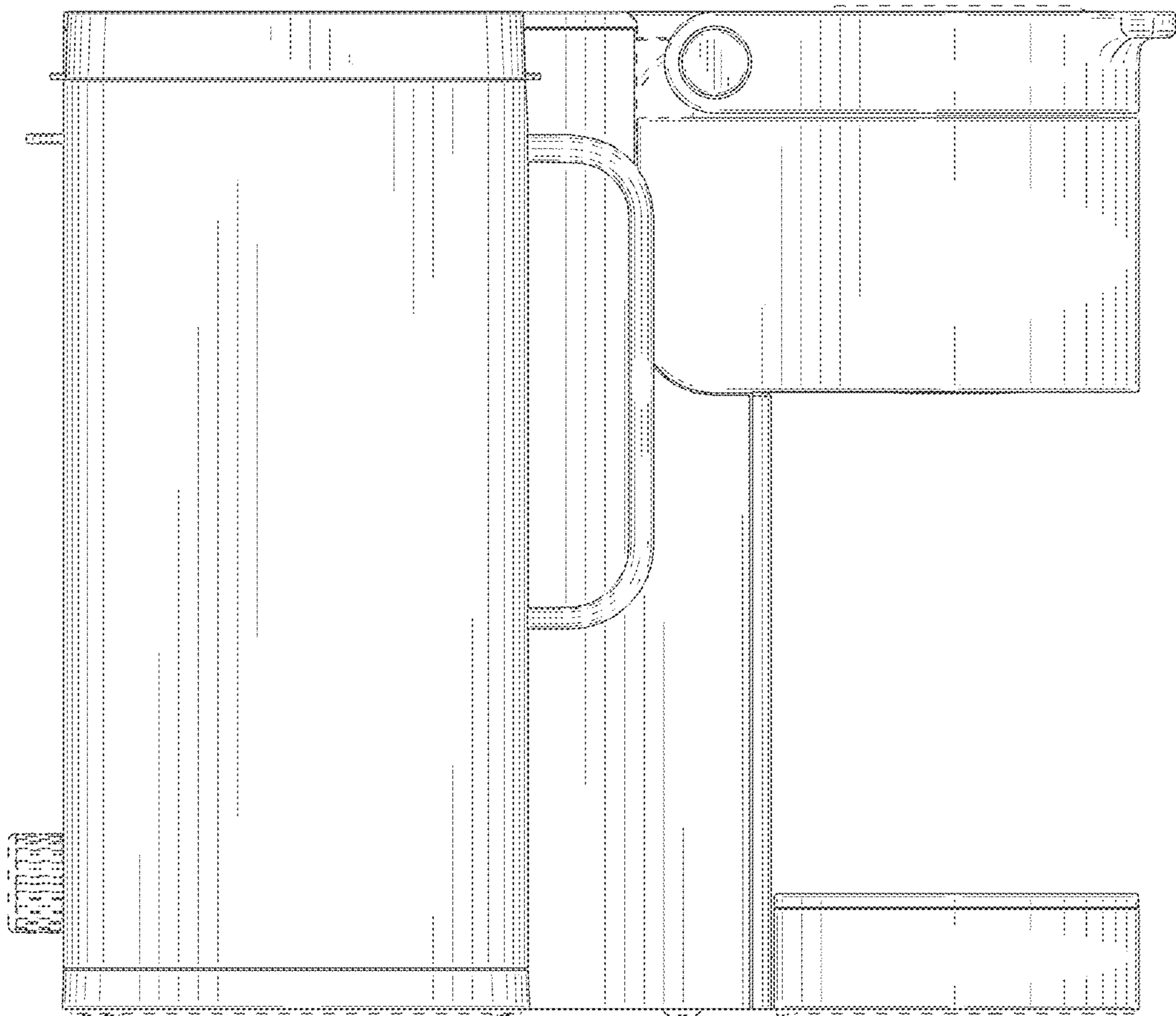


FIG. 2



FIG. 3




FIG. 5




FIG. 4

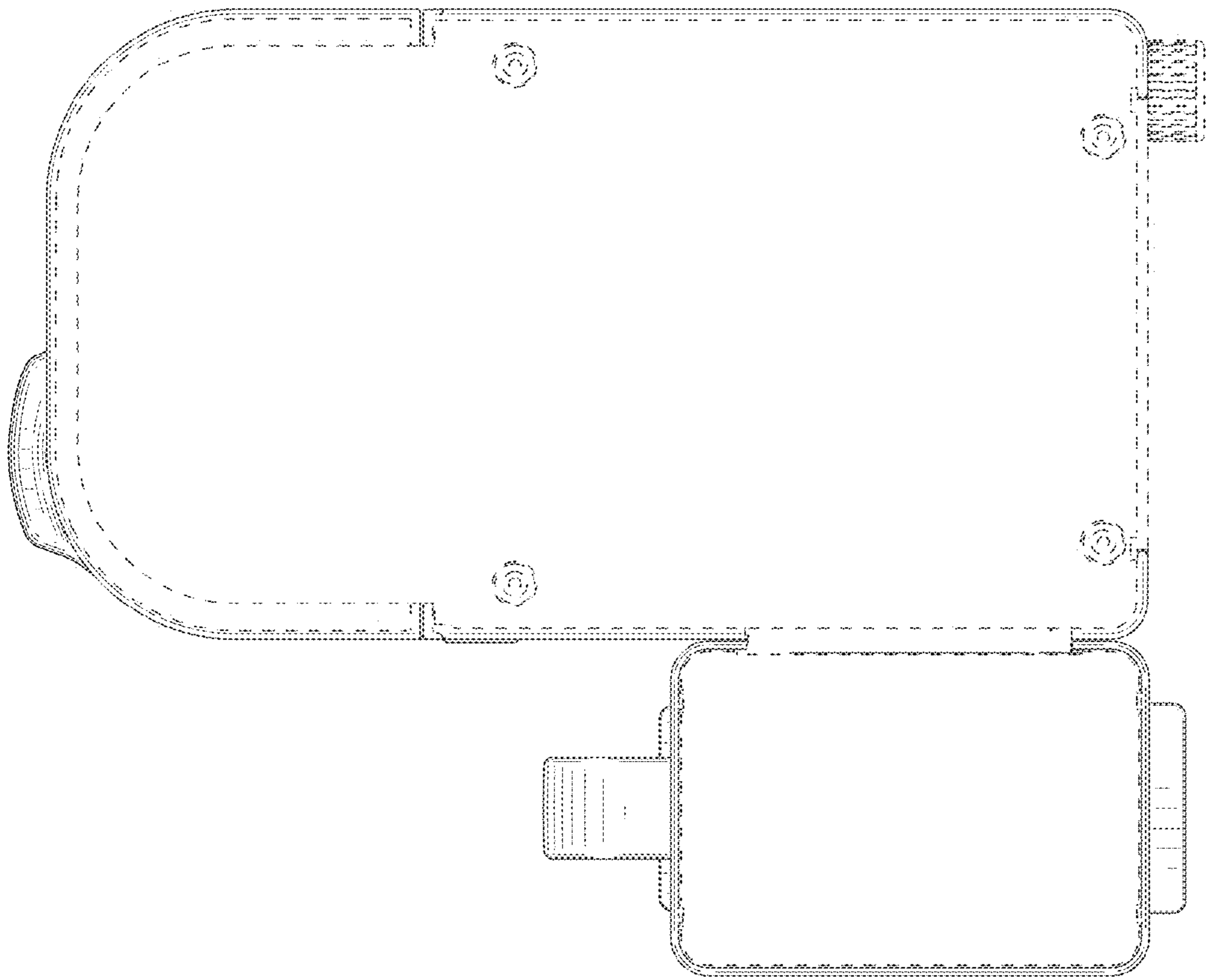


FIG. 6

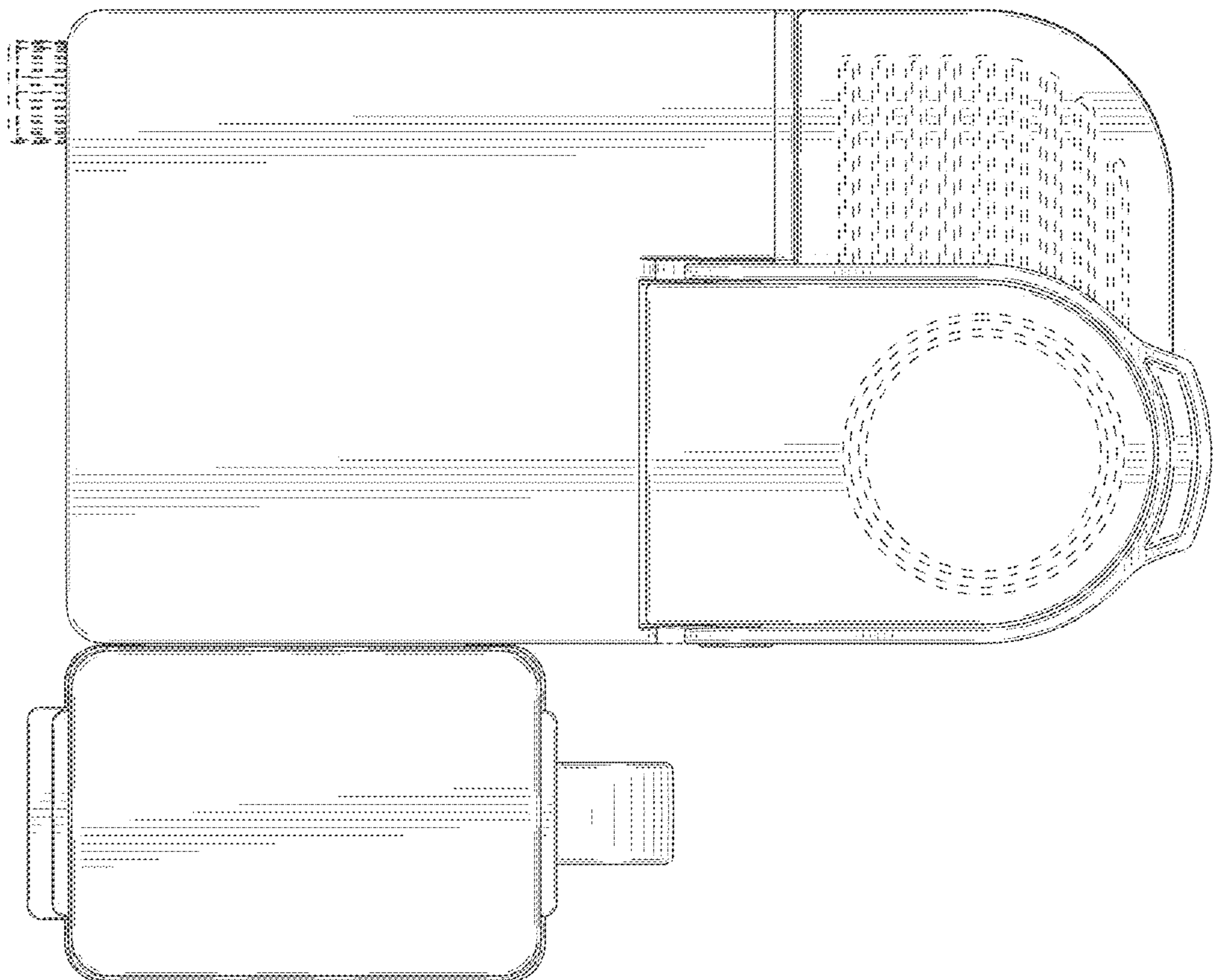


FIG. 7