



US00D953778S

(12) **United States Design Patent** (10) **Patent No.:** **US D953,778 S**
Deng (45) **Date of Patent:** **** Jun. 7, 2022**

(54) **SOFA COVER**
(71) Applicant: **Guangzhou Zezhihao Trading Co., Ltd.**, Guangzhou (CN)
(72) Inventor: **Liuxu Deng**, Guangzhou (CN)
(73) Assignee: **Guangzhou Zezhihao Trading Co., Ltd.**, Guangzhou (CN)

D915,794 S * 4/2021 Wang A47C 31/11
D6/610
2004/0066068 A1* 4/2004 Nazginov A47C 31/11
297/228
2008/0073955 A1* 3/2008 Illulian A47C 31/11
297/228
2008/0191529 A1* 8/2008 Guercia A47C 31/11
297/229

(Continued)

(**) Term: **15 Years**

FOREIGN PATENT DOCUMENTS

(21) Appl. No.: **29/797,533**

CN 306954116 * 11/2021
EM 008559488-0001 * 6/2021

(22) Filed: **Jul. 1, 2021**

OTHER PUBLICATIONS

(51) **LOC (13) Cl.** **06-13**

(52) **U.S. Cl.**
USPC **D6/611**

(58) **Field of Classification Search**
USPC D6/329, 334, 374, 381, 596, 601, 608,
D6/610, 611, 613, 616
CPC A45C 2009/002; A45F 2004/026; A47C
7/021; A47C 7/0213; A47C 7/024; A47C
27/001; A47C 27/002; A47C 31/10;
B60N 2/58; B60N 2/60; B60N 2/6009;
B60N 2/6018

TOPOWN Sofa Cover [online], [site visited Apr. 28, 2022]. Available from internet, URL: <<https://www.amazon.com/TOPOWN-Sectional-L-Shaped-Furniture-Polyester/dp/B095C27X5C>> (Year: 2021).*

Primary Examiner — Cynthia Ramirez
Assistant Examiner — Xavier Marti-Santos
(74) *Attorney, Agent, or Firm* — True Shepherd LLC;
Andrew C. Cheng

See application file for complete search history.

(57) **CLAIM**

The ornamental design for a sofa cover, as shown and described.

(56) **References Cited**

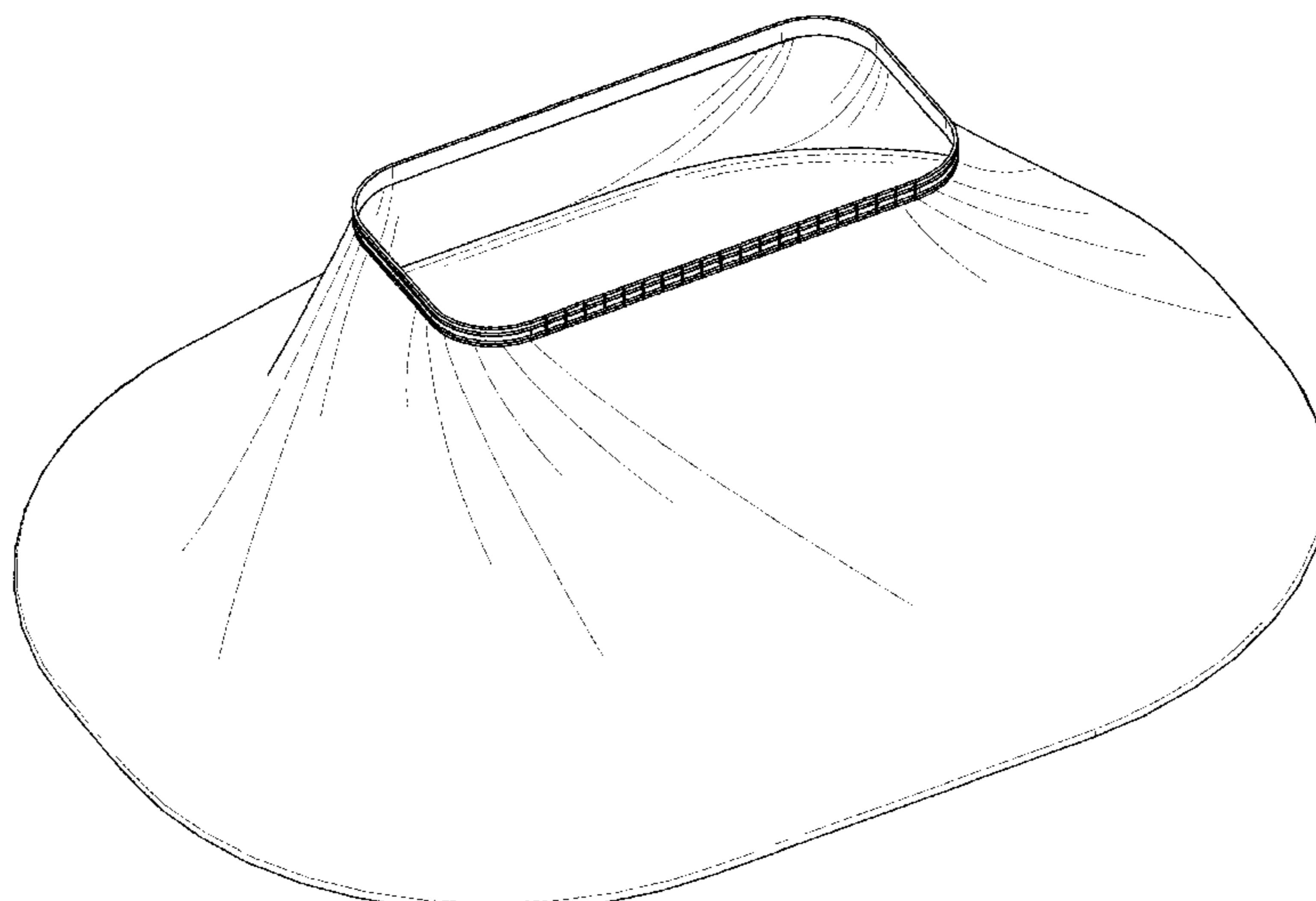
U.S. PATENT DOCUMENTS

2,546,109 A * 3/1951 Puchalsky A47C 31/11
297/229
4,092,049 A * 5/1978 Schoblom A47C 5/005
297/229
D289,466 S * 4/1987 Leib D6/334
5,664,832 A * 9/1997 Stevens A47C 31/11
297/228.11
D777,473 S * 1/2017 Rodack D6/611
D813,572 S * 3/2018 Erdman A47C 31/11
D6/611
D903,379 S * 12/2020 Chen D6/611
D909,094 S * 2/2021 Chen A47C 31/11
D6/611

DESCRIPTION

FIG. 1 is a perspective view of a sofa cover showing my new design;
FIG. 2 is a front view thereof;
FIG. 3 is a rear view thereof;
FIG. 4 is a left side view thereof;
FIG. 5 is a right side view thereof;
FIG. 6 is a top plan view thereof; and,
FIG. 7 is a bottom plan view thereof.

1 Claim, 7 Drawing Sheets



(56)

References Cited

U.S. PATENT DOCUMENTS

2008/0315642 A1 * 12/2008 Miller A47C 31/11
297/224

* cited by examiner

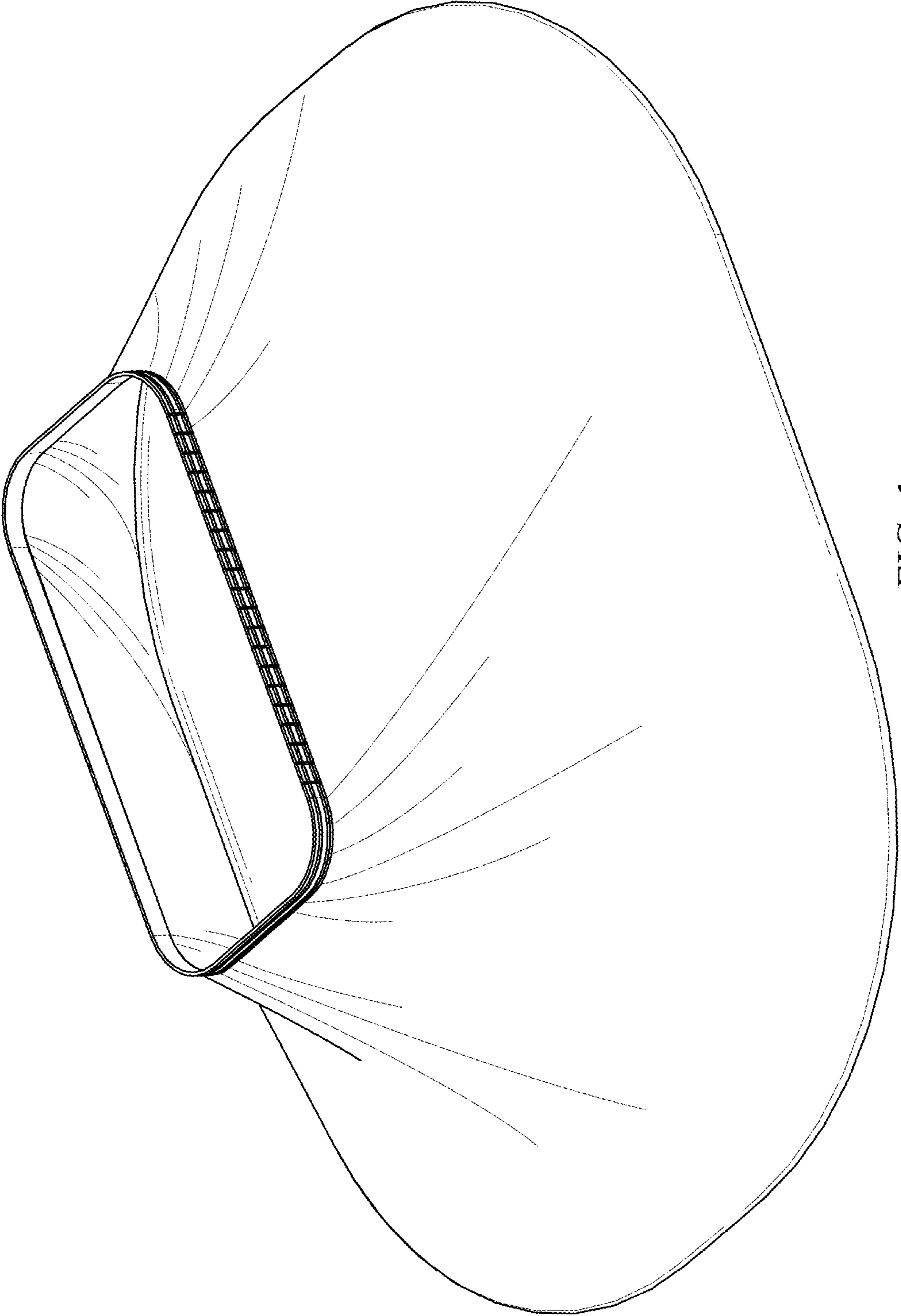


FIG. 1




FIG. 2




FIG. 3

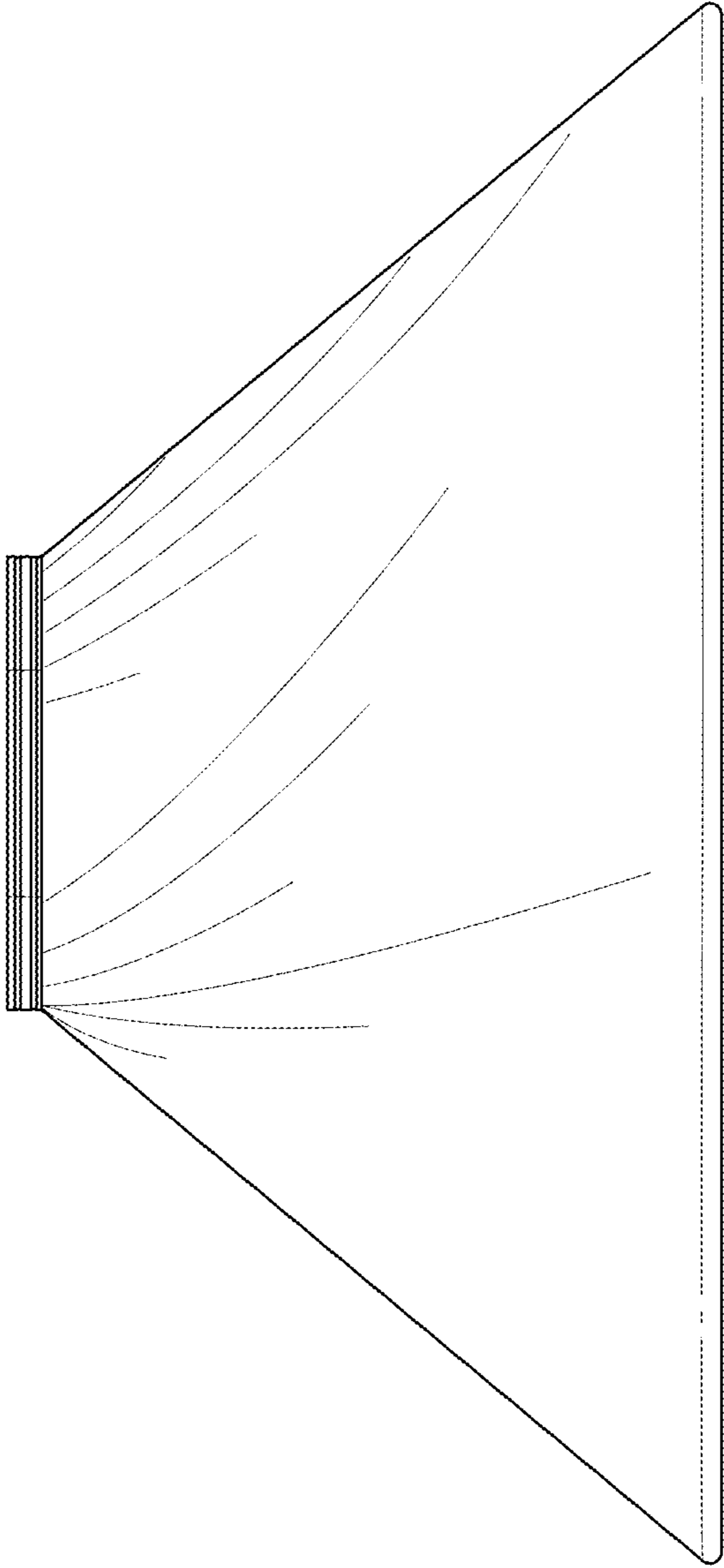


FIG. 4

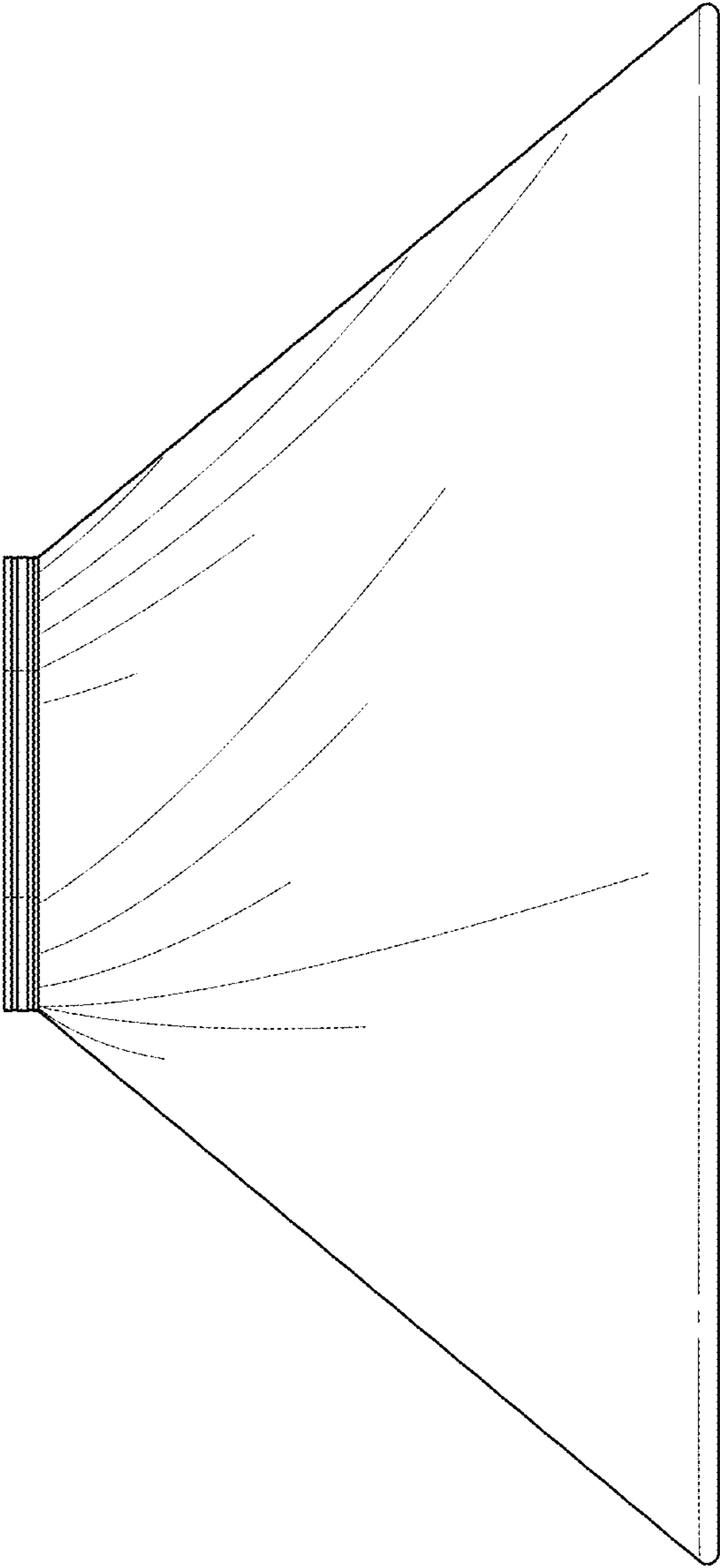


FIG. 5

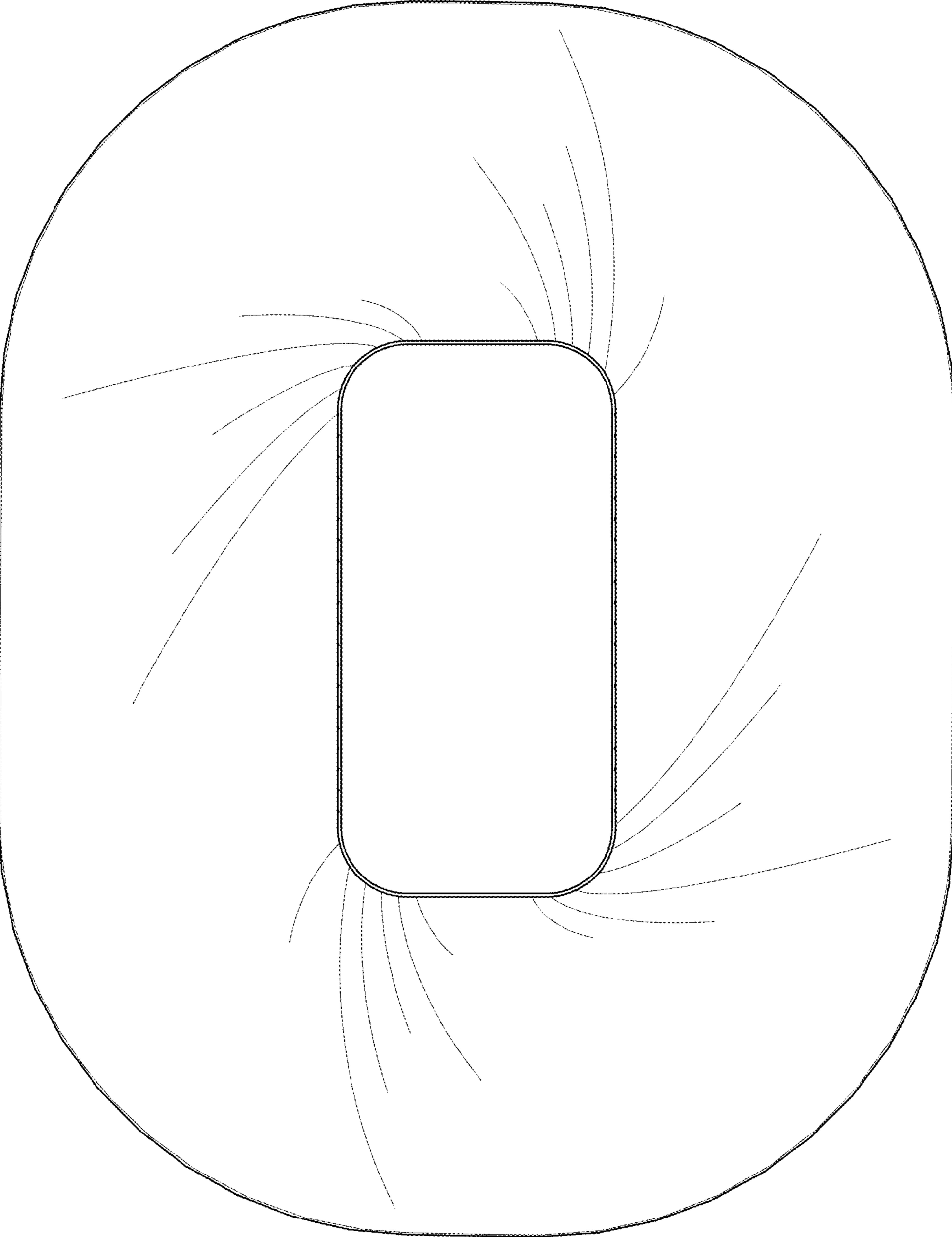


FIG. 6




FIG. 7