



US00D953771S

(12) **United States Design Patent**
Allard et al.

(10) **Patent No.:** **US D953,771 S**
(45) **Date of Patent:** **** Jun. 7, 2022**

(54) **PAPER HOLDER**
(71) Applicant: **Grohe AG**, Hemer (DE)
(72) Inventors: **Jochen Allard**, Duesseldorf (DE);
Michael Seum, Duesseldorf (DE)
(73) Assignee: **Grohe AG**, Hemer (DE)
(**) Term: **15 Years**
(21) Appl. No.: **29/732,218**
(22) Filed: **Apr. 22, 2020**

D450,503 S * 11/2001 Gottwald D6/523
D452,397 S * 12/2001 Gilbert D6/518
6,345,797 B1 * 2/2002 Ming-Hsiao A47K 10/40
248/309.2
D464,834 S * 10/2002 Yen D6/546
D465,365 S * 11/2002 Moore D6/523
D477,167 S * 7/2003 Hoernig D6/523
D521,291 S * 5/2006 Ferrer Beltran D6/546
D521,292 S * 5/2006 Ferrer Beltran D6/546
D522,295 S * 6/2006 Ferrer Beltran D6/546
D523,273 S * 6/2006 Ferrer Beltran D6/546
D540,593 S * 4/2007 Hoernig D6/523
D550,489 S * 9/2007 Williams D6/523
D576,435 S * 9/2008 Snell D6/513

(Continued)

(30) **Foreign Application Priority Data**

Oct. 23, 2019 (EM) 007081724-0008
(51) **LOC (13) Cl.** **23-02**
(52) **U.S. Cl.**
USPC **D6/523**
(58) **Field of Classification Search**
USPC D6/523, 546-550, 518-522; D8/300,
D8/315, 370; 211/12, 13.1, 16, 85.5,
211/86.01, 87.01, 88.04, 100, 105.1,
211/105.2, 106, 113; 242/570, 590,
242/595-598; 248/49, 175, 176.1, 200,
248/201
CPC A47K 10/40; A47K 10/3836; A47K 10/22;
A47K 10/38; A47K 2010/389; A47K
2010/3233; A47K 2010/3872
See application file for complete search history.

(56) **References Cited**

U.S. PATENT DOCUMENTS

D155,897 S * 11/1949 Huntington 248/309.2
2,936,148 A * 5/1960 Gralewicz F16B 5/123
211/100
D425,741 S * 5/2000 Duggan D6/523
D431,947 S * 10/2000 Kopcak D6/523
D433,261 S * 11/2000 Solowiej D6/523
D449,477 S * 10/2001 Travis D6/546

OTHER PUBLICATIONS

Amazon.com, Grohe Selection Toilet Paper Holder, Jan. 5, 2020,
<https://www.amazon.com/Grohe-Selection-Roll-Holder-Metal/dp/B082W8DW6X/> (Year: 2020).*

Primary Examiner — Nathan M Johnston

(74) *Attorney, Agent, or Firm* — Muncy, Geissler, Olds & Lowe, P.C.

(57) **CLAIM**

The ornamental design for a paper holder, as shown and described.

DESCRIPTION

FIG. 1 is a front perspective view of a paper holder according to the present invention.

FIG. 2 is a front view of the paper holder of FIG. 1.

FIG. 3 is a rear view of the paper holder of FIG. 1.

FIG. 4 is a left side view of the paper holder of FIG. 1.

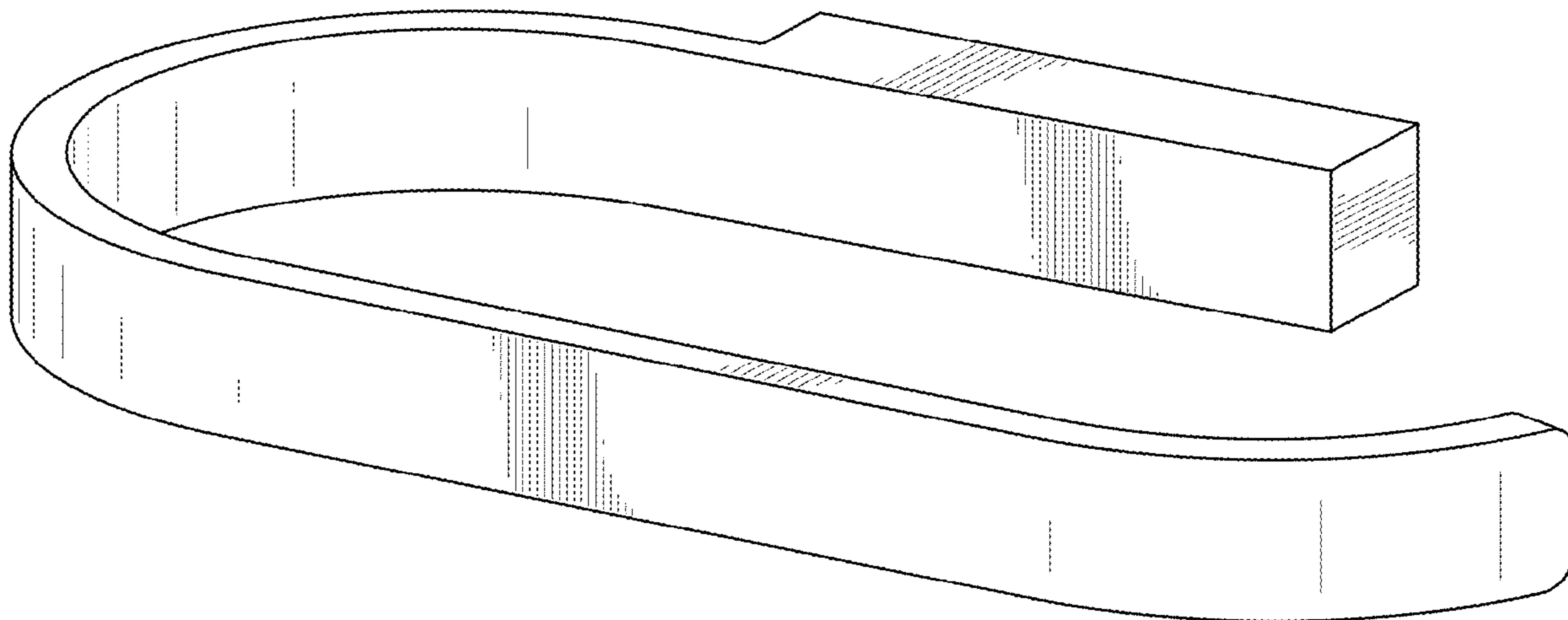
FIG. 5 is a right side view of the paper holder of FIG. 1.

FIG. 6 is a top view of the paper holder of FIG. 1; and,

FIG. 7 is a bottom view of the paper holder of FIG. 1.

The broken lines show portions of the paper holder that form no part of the claimed design.

1 Claim, 7 Drawing Sheets



(56)

References Cited

U.S. PATENT DOCUMENTS

D764,207	S	*	8/2016	Goodman	D6/522
D811,118	S	*	2/2018	Garland	D6/523
D822,403	S	*	7/2018	Goodman	D6/522
D839,632	S	*	2/2019	Downey	D6/546
D889,880	S	*	7/2020	Jin	D6/546
D904,790	S	*	12/2020	Zhong	D6/549
2011/0101152	A1	*	5/2011	Molstad	B65H 75/242 242/606

* cited by examiner

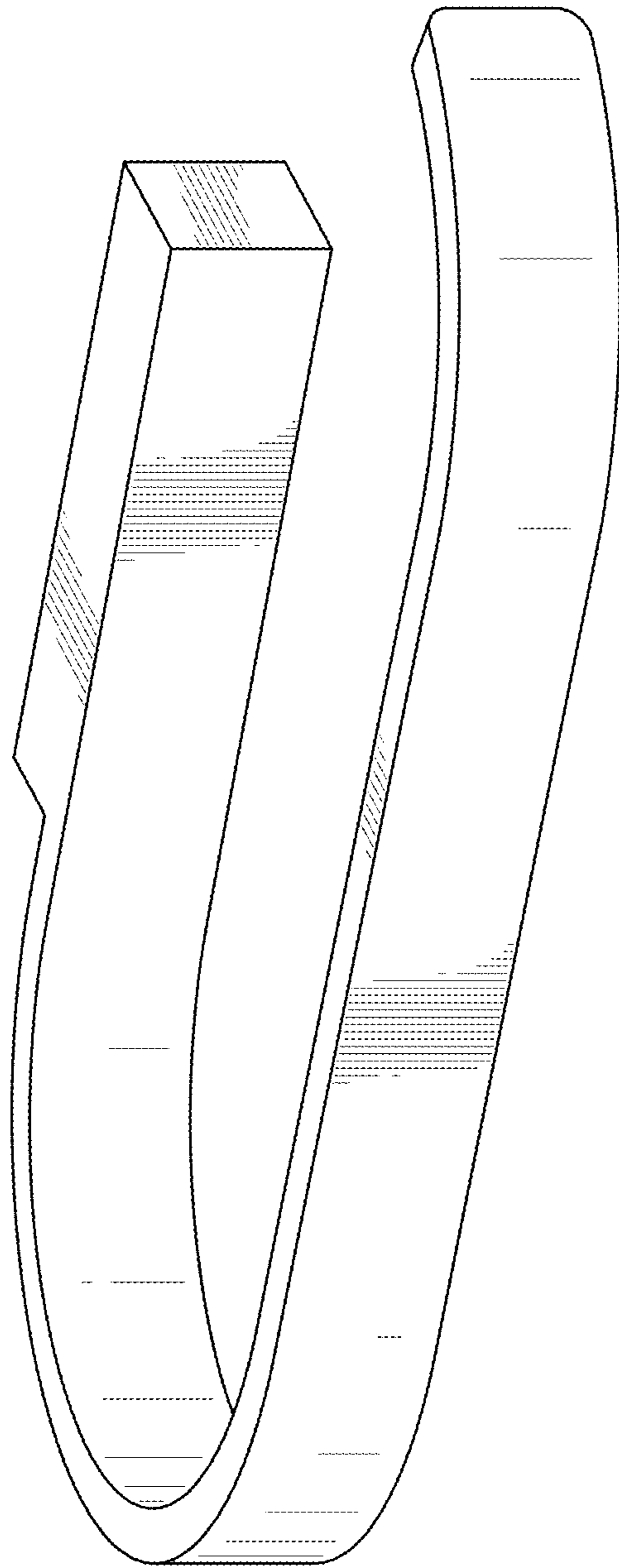


FIG.1




FIG.2




FIG.3




FIG.4



FIG.5

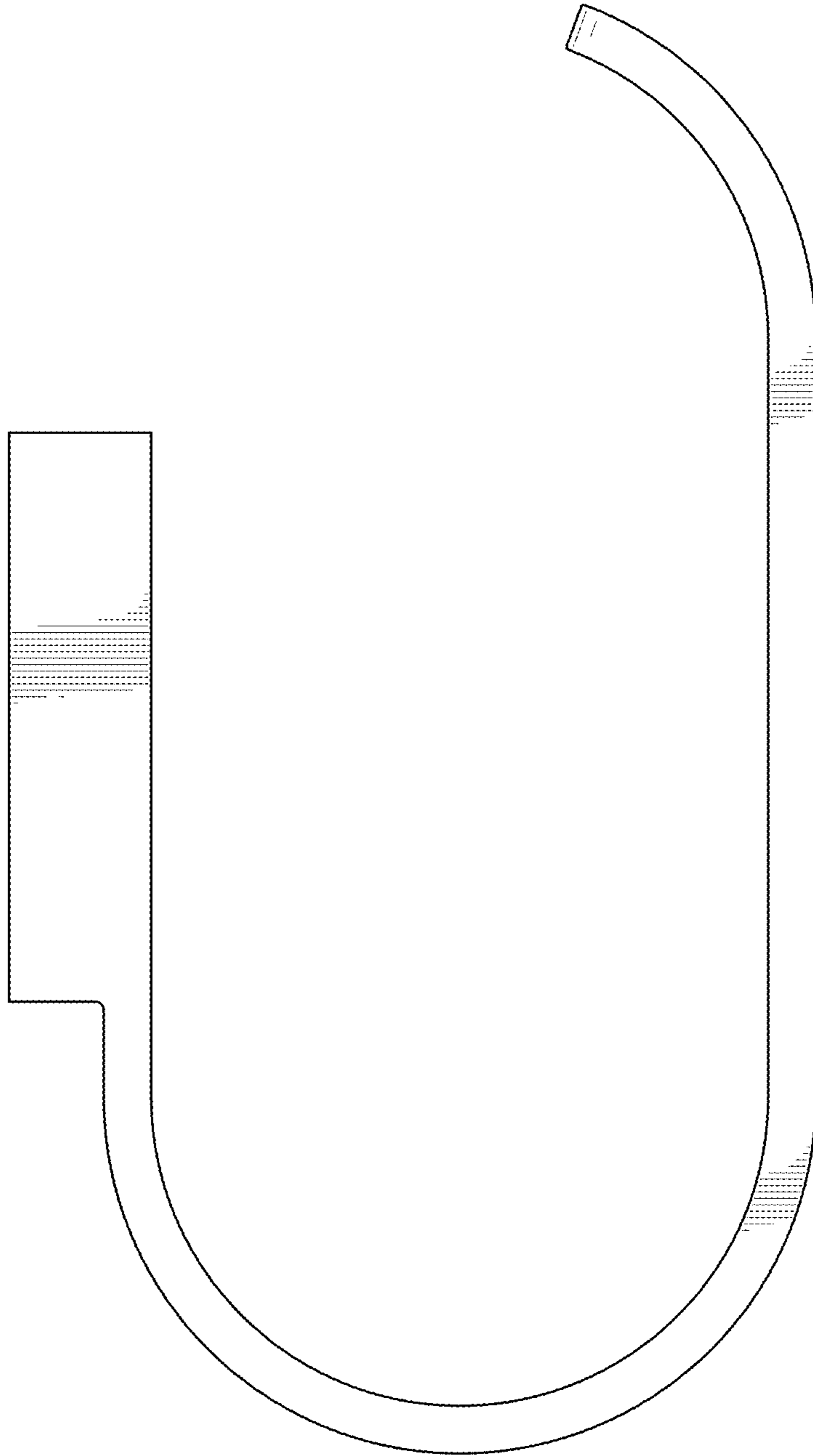


FIG.6

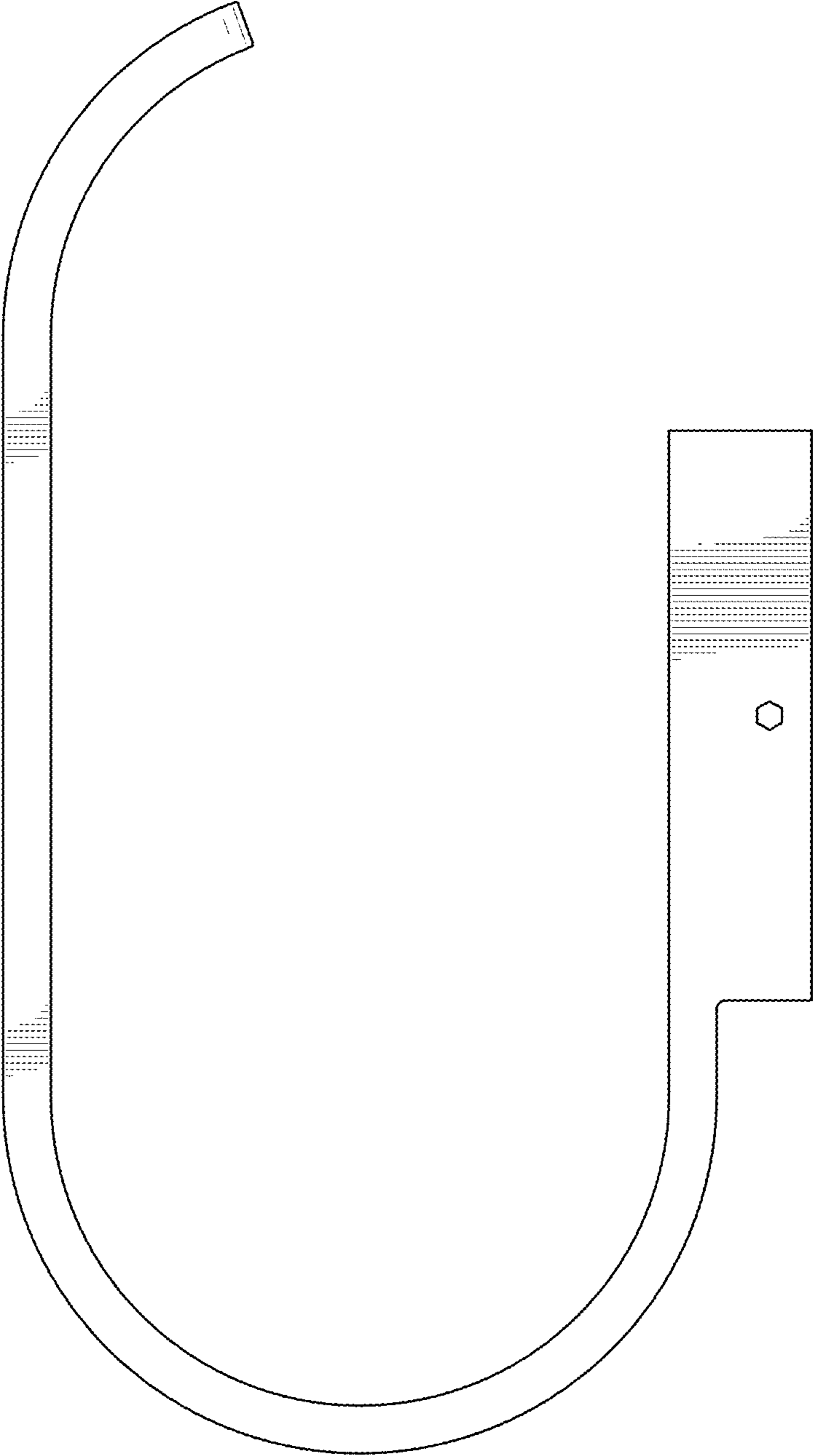


FIG.7