



US00D953766S

(12) **United States Design Patent**  
**Carnevale et al.**

(10) **Patent No.:** **US D953,766 S**  
(45) **Date of Patent:** **\*\* Jun. 7, 2022**

- (54) **SEATING APPARATUS**
- (71) Applicant: **inHarmony Interactive**, San Diego, CA (US)
- (72) Inventors: **Dominic Carnevale**, San Diego, CA (US); **Craig Goldberg**, San Diego, CA (US)
- (73) Assignee: **inHarmony Interactive**, San Diego, CA (US)
- (\*\*) Term: **15 Years**
- (21) Appl. No.: **29/714,256**
- (22) Filed: **Nov. 21, 2019**

- 5,123,705 A \* 6/1992 Johnson ..... A47C 15/002  
297/423.4
  - 6,024,407 A 2/2000 Eakin
  - D431,914 S \* 10/2000 Lewis ..... D6/334
  - D509,289 S \* 9/2005 Palazzolo ..... D6/349
  - D527,918 S \* 9/2006 Frinier ..... D6/349
  - D552,854 S \* 10/2007 Tseng ..... D30/118
  - 7,771,375 B2 8/2010 Nishibori et al.
  - 8,517,911 B1 8/2013 Thompson
- (Continued)

**FOREIGN PATENT DOCUMENTS**

- CN 207096719 U 3/2018
  - JP 2003111177 A 4/2003
- (Continued)

**OTHER PUBLICATIONS**

Non-Final Office Action dated Sep. 28, 2021 in related U.S. Appl. No. 16/670,706, in 13 pages.

(Continued)

*Primary Examiner* — Mimosa De  
(74) *Attorney, Agent, or Firm* — Procopio, Cory, Hargreaves & Savitch LLP

(57) **CLAIM**

The ornamental design for a seating apparatus, as shown and described.

**DESCRIPTION**

FIG. 1 is a perspective view of a seating apparatus; FIG. 2 is a front view of the seating apparatus; FIG. 3 is a rear view of the seating apparatus; FIG. 4 is a right side view of the seating apparatus; FIG. 5 is a left side view of the seating apparatus; and, FIG. 6 is a top plan view of the seating apparatus. The broken lines shown in the FIG. 3 drawing are for the purpose of illustrating environmental structure and form no part of the claimed design.

**1 Claim, 4 Drawing Sheets**

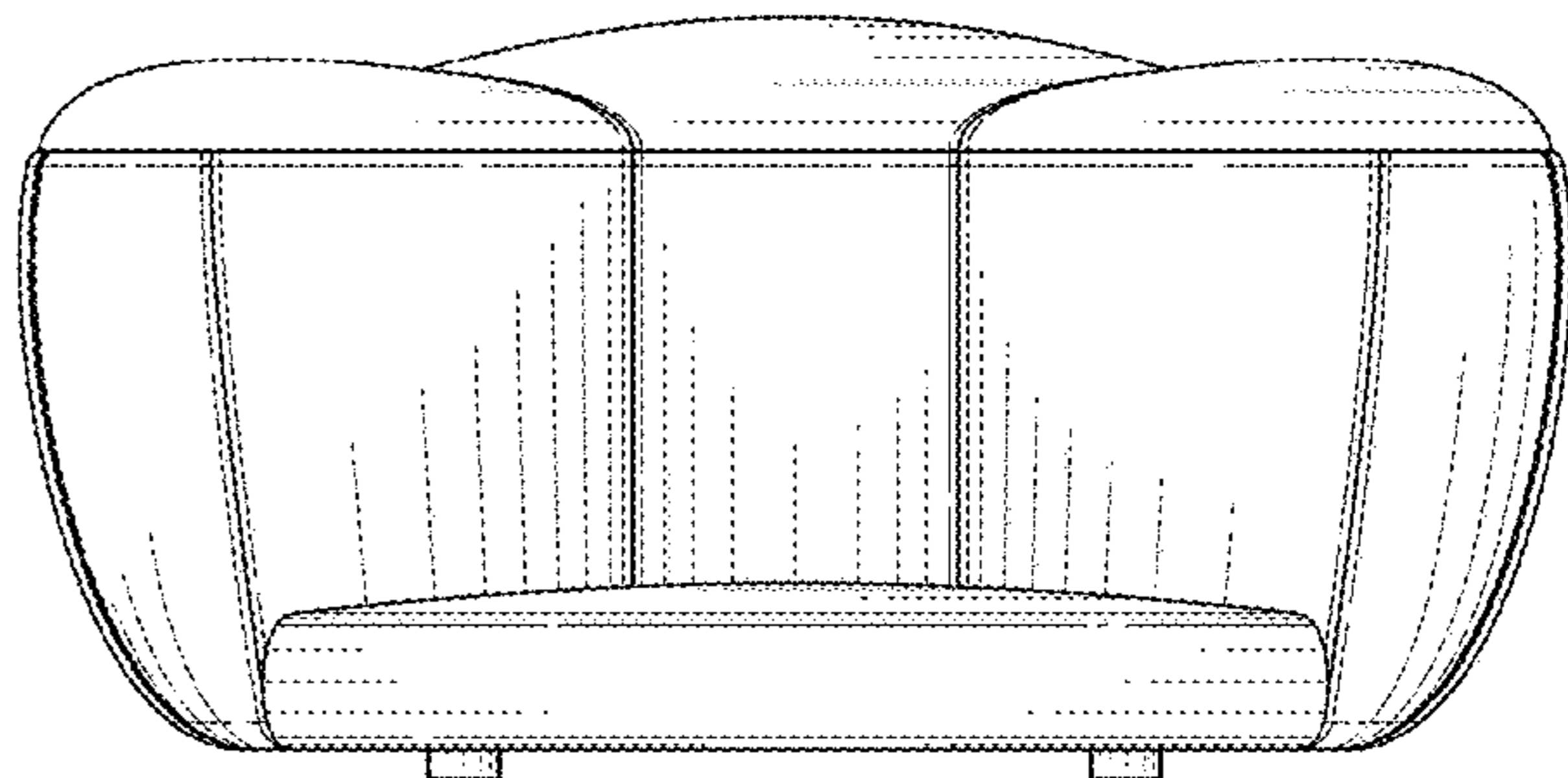
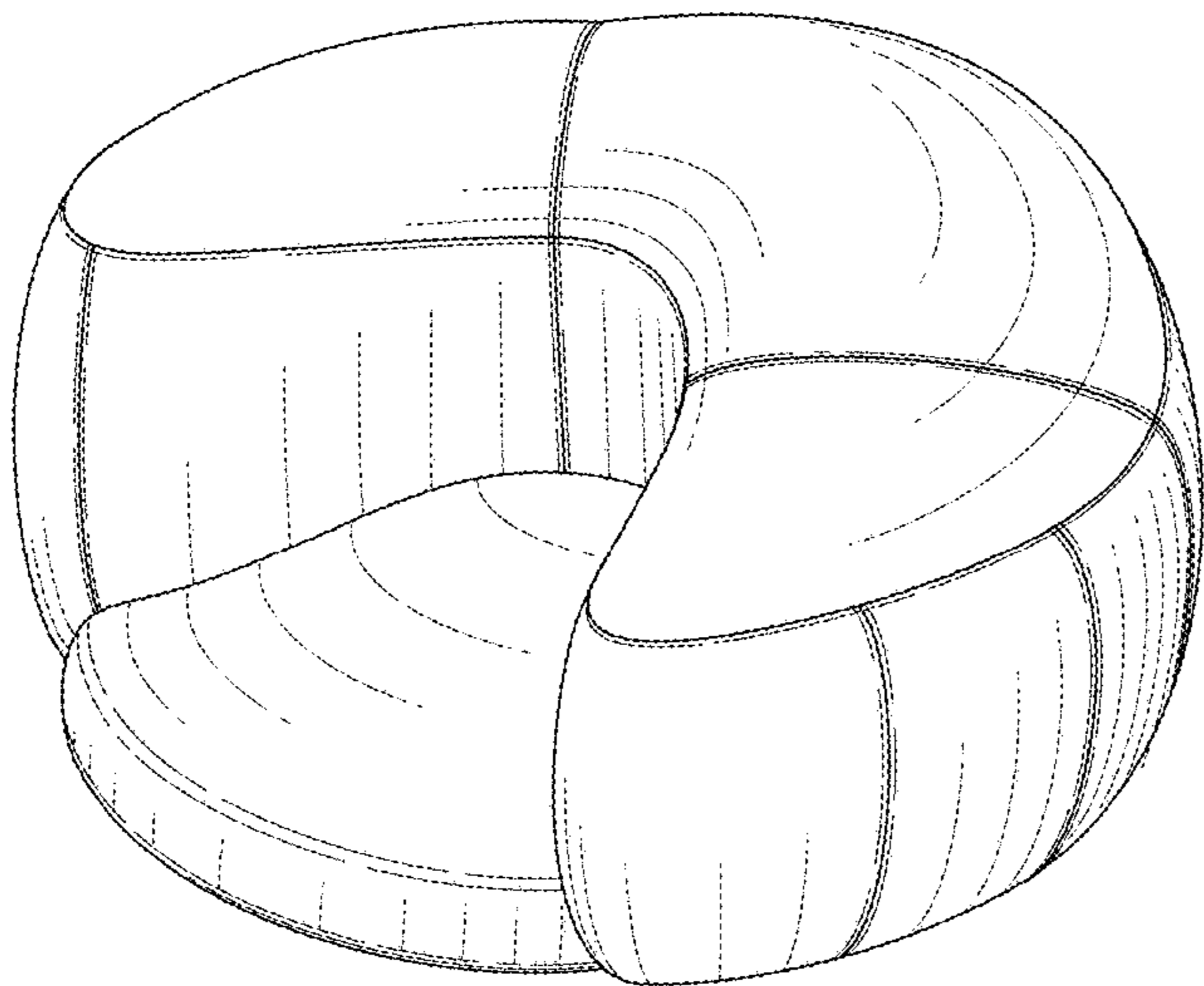
**Related U.S. Application Data**

- (63) Continuation of application No. 16/670,706, filed on Oct. 31, 2019.
- (51) **LOC (13) Cl.** ..... **06-01**
- (52) **U.S. Cl.**  
USPC ..... **D6/378**; D6/364
- (58) **Field of Classification Search**  
USPC ..... D6/334, 335, 336, 349, 364, 365, 374, D6/377, 378, 381, 716, 716.1, 716.4, 601; D30/118  
CPC ..... A47C 17/00; A47C 17/02; A47C 7/18; A47C 3/14; A47C 5/125; A47C 17/136; A47C 17/22; A47C 15/002  
See application file for complete search history.

(56) **References Cited**

**U.S. PATENT DOCUMENTS**

- D227,835 S \* 7/1973 Kuhlmann ..... D6/364
- D240,481 S \* 7/1976 Fister, Jr. .... D6/378
- 4,027,888 A 6/1977 Wilcox
- D287,551 S \* 1/1987 Lewis ..... D6/334
- 4,673,216 A 6/1987 Alter



(56)

**References Cited**

U.S. PATENT DOCUMENTS

9,420,890 B2 8/2016 Lee  
9,949,004 B2 4/2018 Cohen  
D903,363 S \* 12/2020 Ross ..... D6/381  
D907,378 S \* 1/2021 Lehannour ..... D6/334  
2002/0104166 A1 8/2002 Mangiaracina  
2003/0151295 A1 8/2003 Nelson  
2005/0264044 A1 12/2005 Lee  
2009/0152910 A1 6/2009 Lee et al.  
2011/0054242 A1 3/2011 Bender  
2011/0251535 A1 10/2011 Bender  
2014/0265515 A1 9/2014 Harter  
2015/0028649 A1 1/2015 George et al.  
2017/0173481 A1 6/2017 Nielsen et al.  
2017/0290436 A1 10/2017 Welsh  
2020/0107646 A1 4/2020 Sherman

FOREIGN PATENT DOCUMENTS

JP 2008160293 A 7/2008  
WO 2004093613 A1 11/2004

OTHER PUBLICATIONS

Final Office Action dated Jan. 25, 2022 in related U.S. Appl. No.  
16/670,706, in 16 pages.

\* cited by examiner

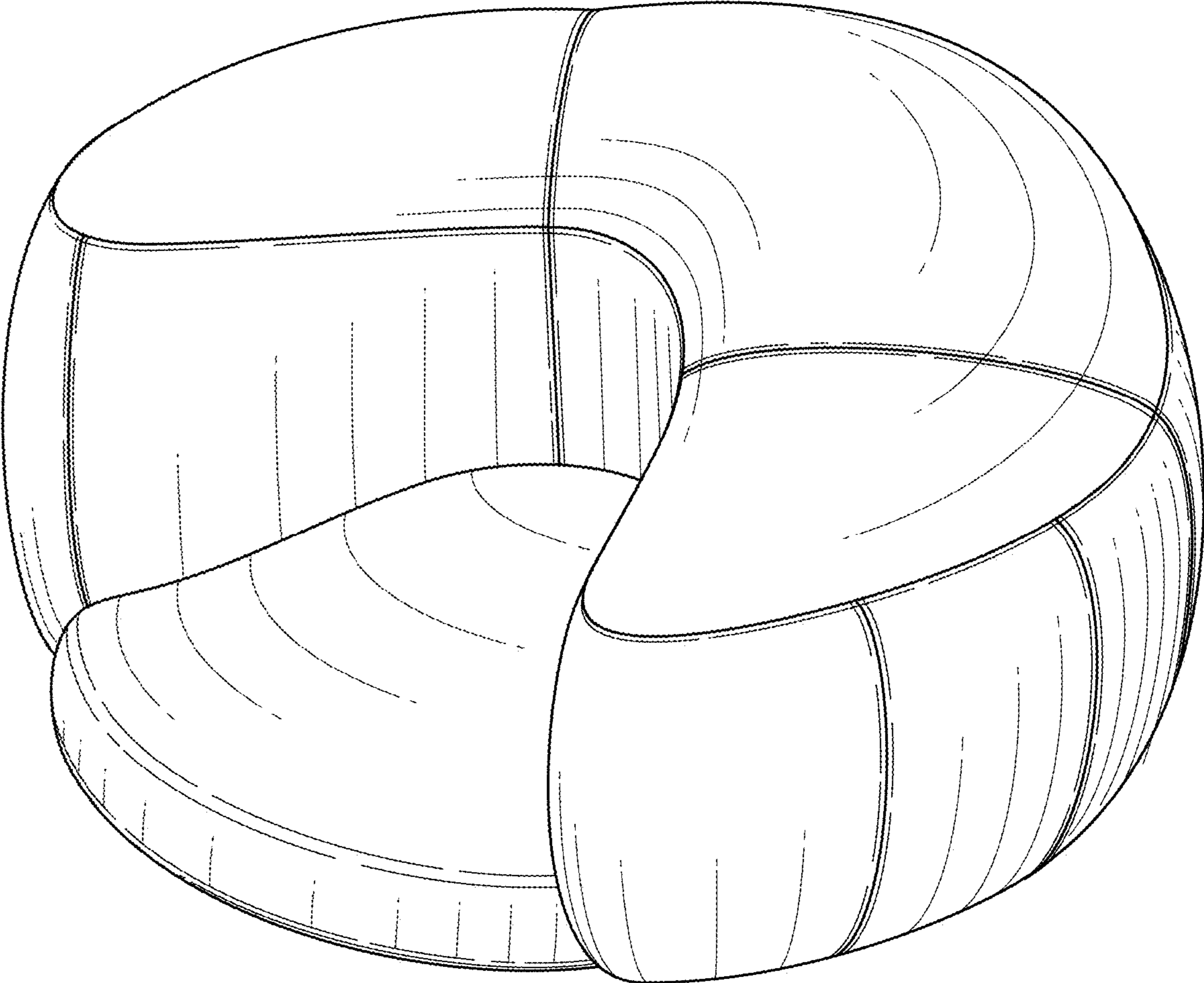


FIG. 1

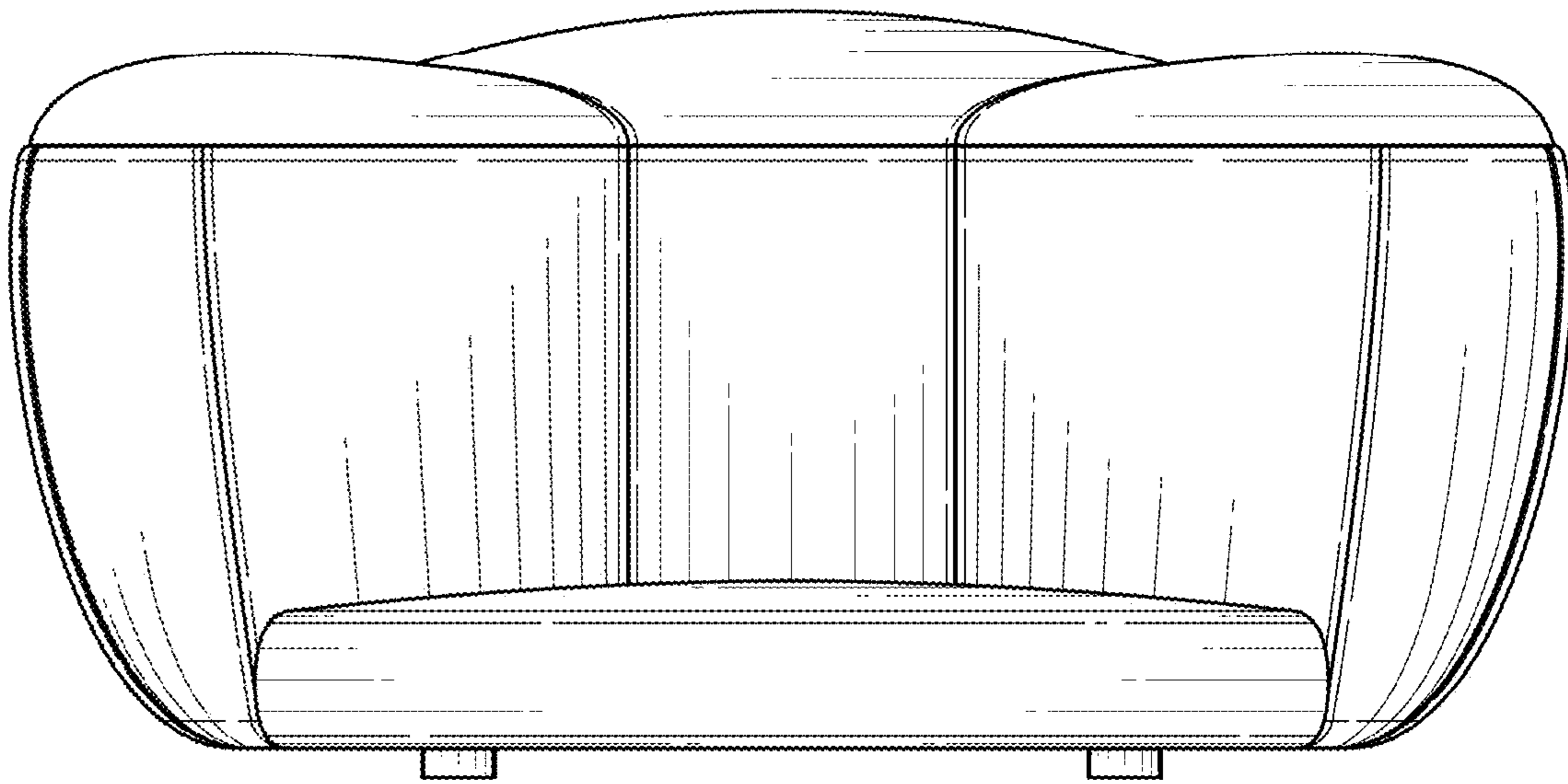


FIG. 2

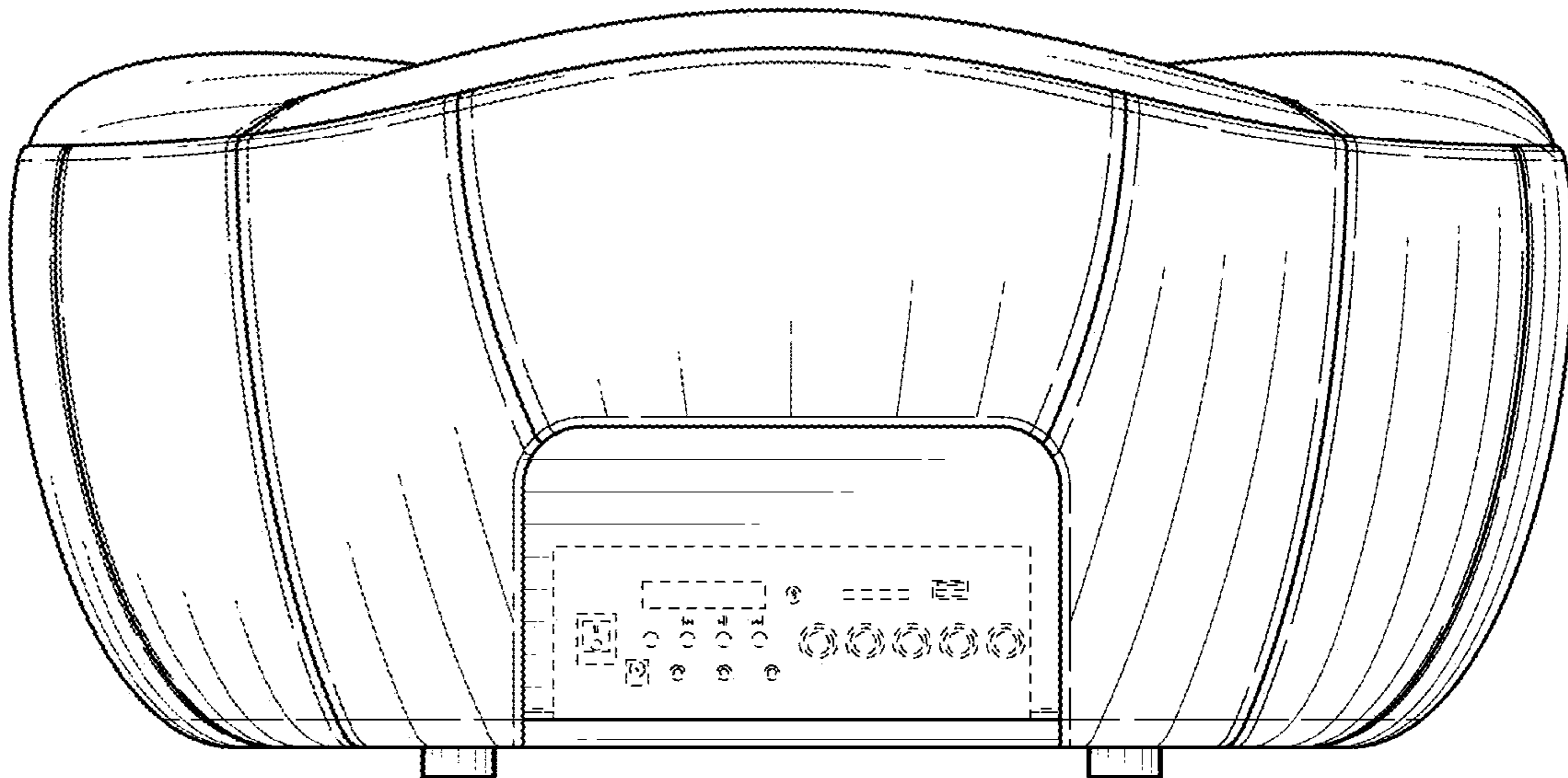


FIG. 3

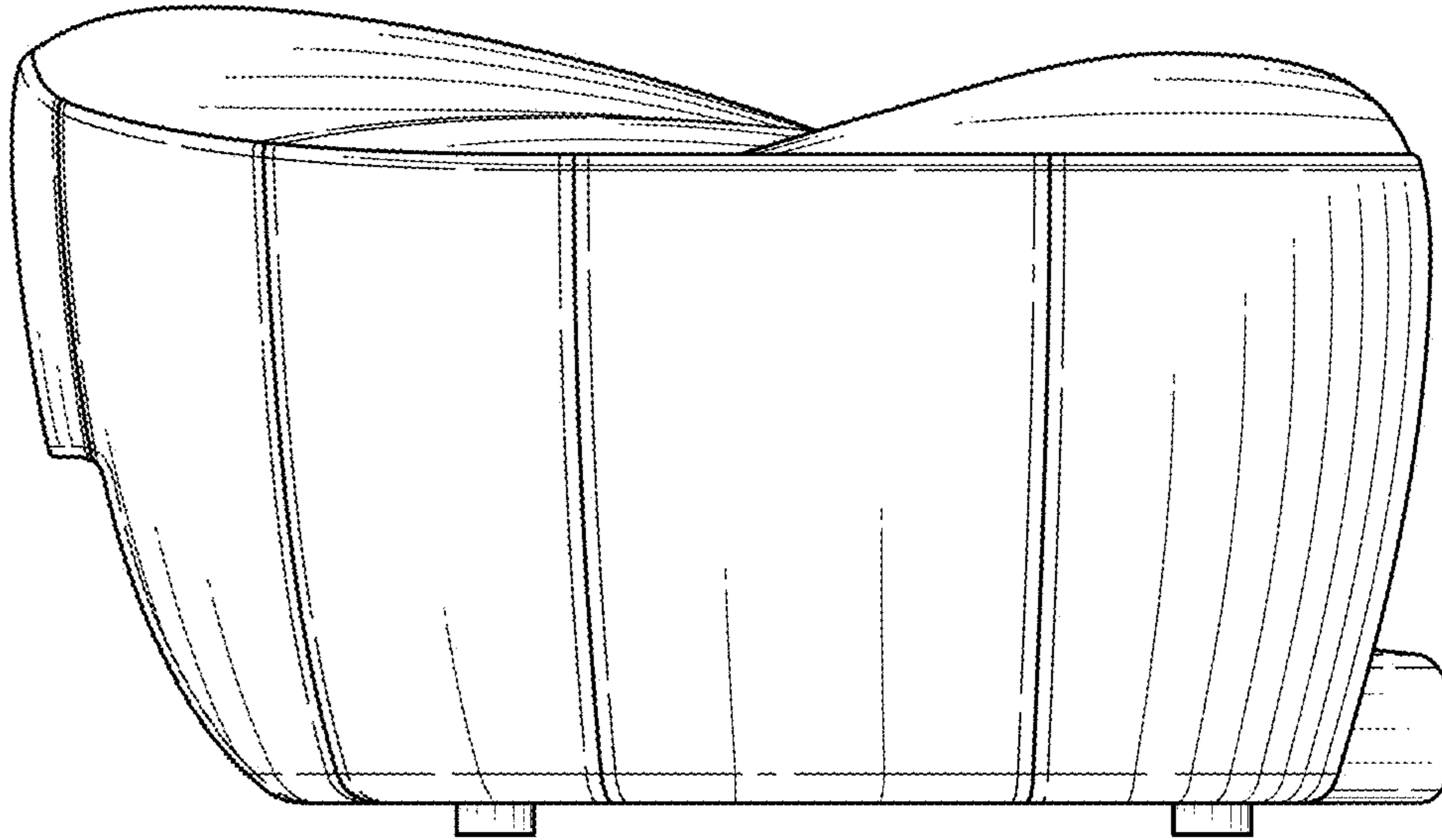


FIG. 4

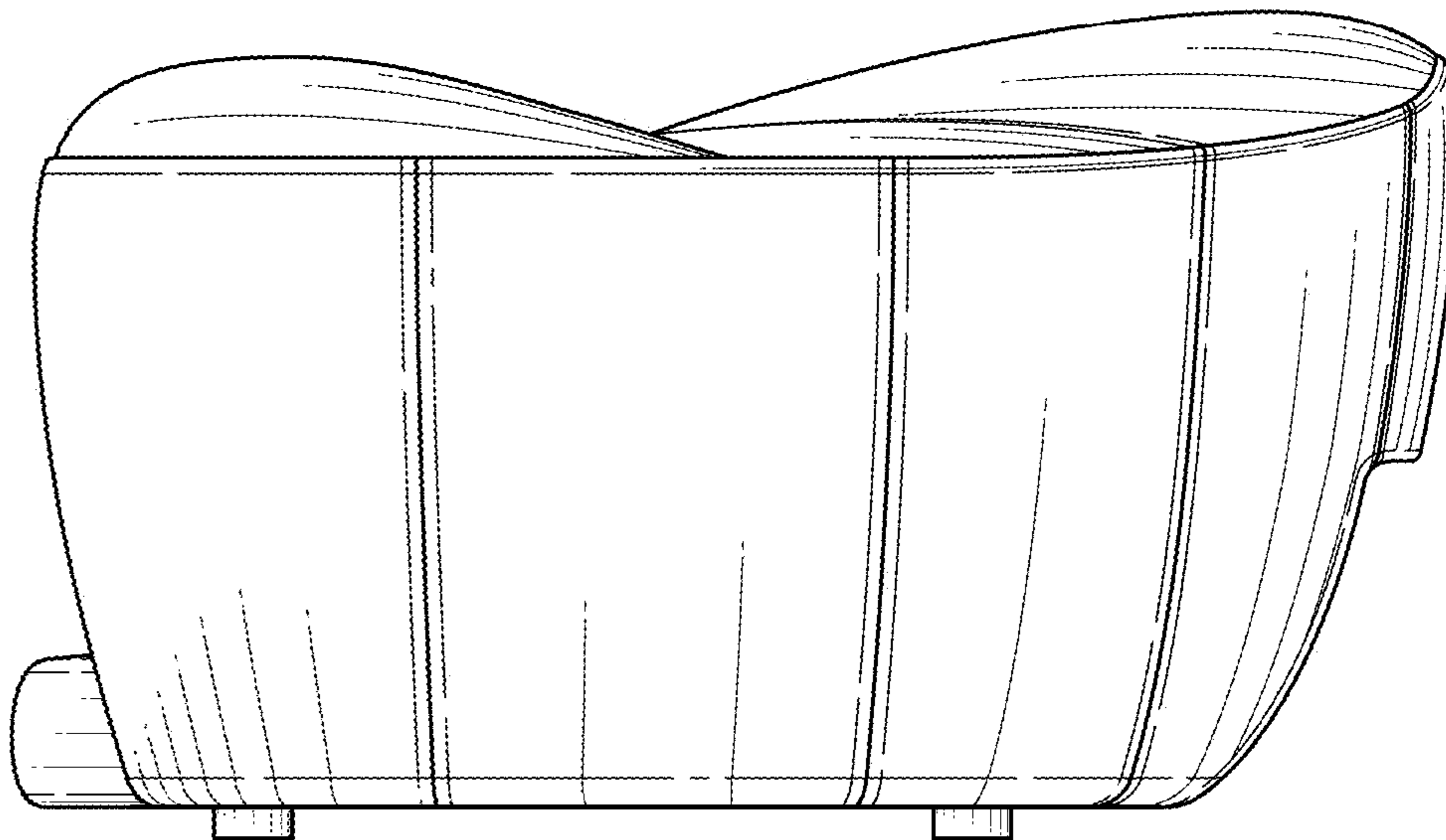


FIG. 5

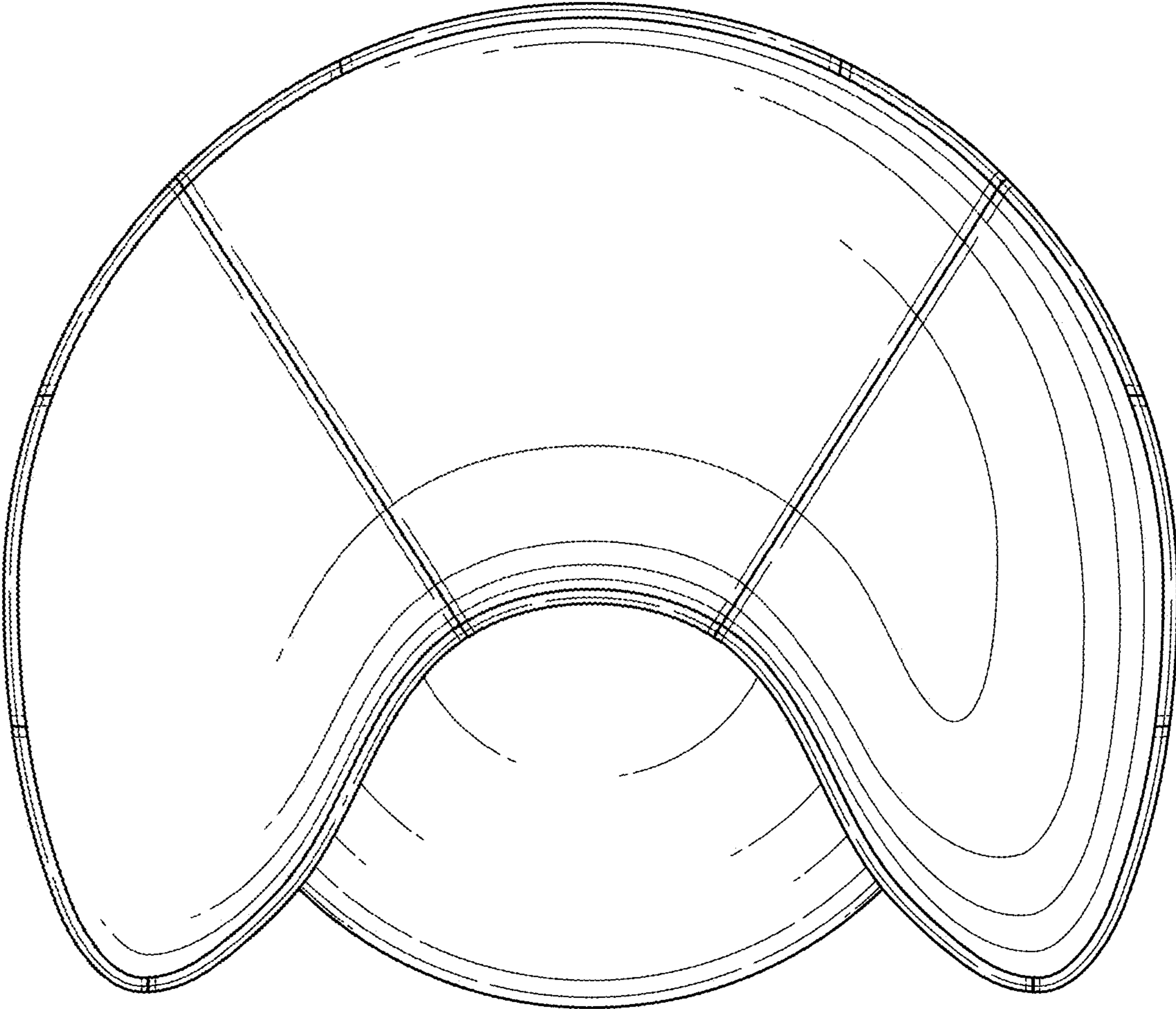


FIG. 6