



US00D953762S

(12) **United States Design Patent**
Bhakta

(10) **Patent No.:** **US D953,762 S**
(45) **Date of Patent:** **** Jun. 7, 2022**

- (54) **BACK AND SEAT FOR A CHAIR**
- (71) Applicant: **Jayesh Bhakta**, Corona, CA (US)
- (72) Inventor: **Jayesh Bhakta**, Corona, CA (US)
- (**) Term: **15 Years**
- (21) Appl. No.: **29/753,034**
- (22) Filed: **Sep. 29, 2020**
- (51) **LOC (13) Cl.** **06-01**
- (52) **U.S. Cl.**
USPC **D6/366**
- (58) **Field of Classification Search**
USPC D6/356, 364, 365, 366, 367, 379, 716,
D6/716.4, 716.7, 360, 380; D21/521, 695
CPC A47C 1/03294; A47C 1/034; A47C 1/032;
A47C 1/031; A47C 1/023; A47C 3/029;
A47C 3/027; A47C 3/04; A47C 3/02;
A47C 3/12; A47C 4/03; A47C 4/04;
A47C 5/12; A47C 7/029; A47C 7/02;
A47C 7/18; A47C 7/28; A47C 7/32;
A47C 7/38; A47C 7/40; A47C 7/44;
A47C 7/46; A47C 7/54; A47C 7/425;
A47C 7/445; A47C 31/023; A47C 31/04;
B60R 2/0284; B60R 2/062; B60R 22/001;
B60R 22/24; B60R 22/28; B60R 22/58;
B60R 22/64; B60R 22/68; B60R 22/80;
B60R 22/99; B60R 22/245; B60R 22/643;
B60R 22/646; B60R 22/665; B60R
22/686; B60R 22/688; B60R 22/803;
B60R 22/986; B60R 22/914; B60R
22/995; F16B 2/08; F16B 45/00; Y10S
297/01; A47D 13/10
See application file for complete search history.

(56) **References Cited**
U.S. PATENT DOCUMENTS

- 3,521,929 A * 7/1970 Pearson A47C 7/02
297/452.14
- D249,756 S * 10/1978 Claman D6/334

- D281,840 S * 12/1985 Ogg D6/366
- D288,506 S * 3/1987 Ochsner D6/375
- D443,770 S * 6/2001 Corella D6/381
- D468,543 S * 1/2003 O'Hare D6/334
- D648,158 S * 11/2011 Kubryk D6/716
- D664,381 S * 7/2012 Kubryk D6/716
- D683,570 S * 6/2013 Kubryk D6/716
- D704,945 S * 5/2014 Massaud D6/366
- D727,648 S * 4/2015 De'Silva D6/373
- D729,563 S * 5/2015 Kubryk D6/716
- D730,098 S * 5/2015 Kubryk D6/716
- D752,890 S * 4/2016 Akkad D6/368
- D770,191 S * 11/2016 Bouhaniche D6/334
- D779,866 S * 2/2017 Kubryk D6/716.3
- D785,961 S * 5/2017 Taillard D6/374
- D791,493 S * 7/2017 Schmitt D6/334
- D796,862 S * 9/2017 Martell D6/375

(Continued)

Primary Examiner — Kevin K Rudzinski
Assistant Examiner — Paul D Bohannon
(74) *Attorney, Agent, or Firm* — Morland C. Fischer

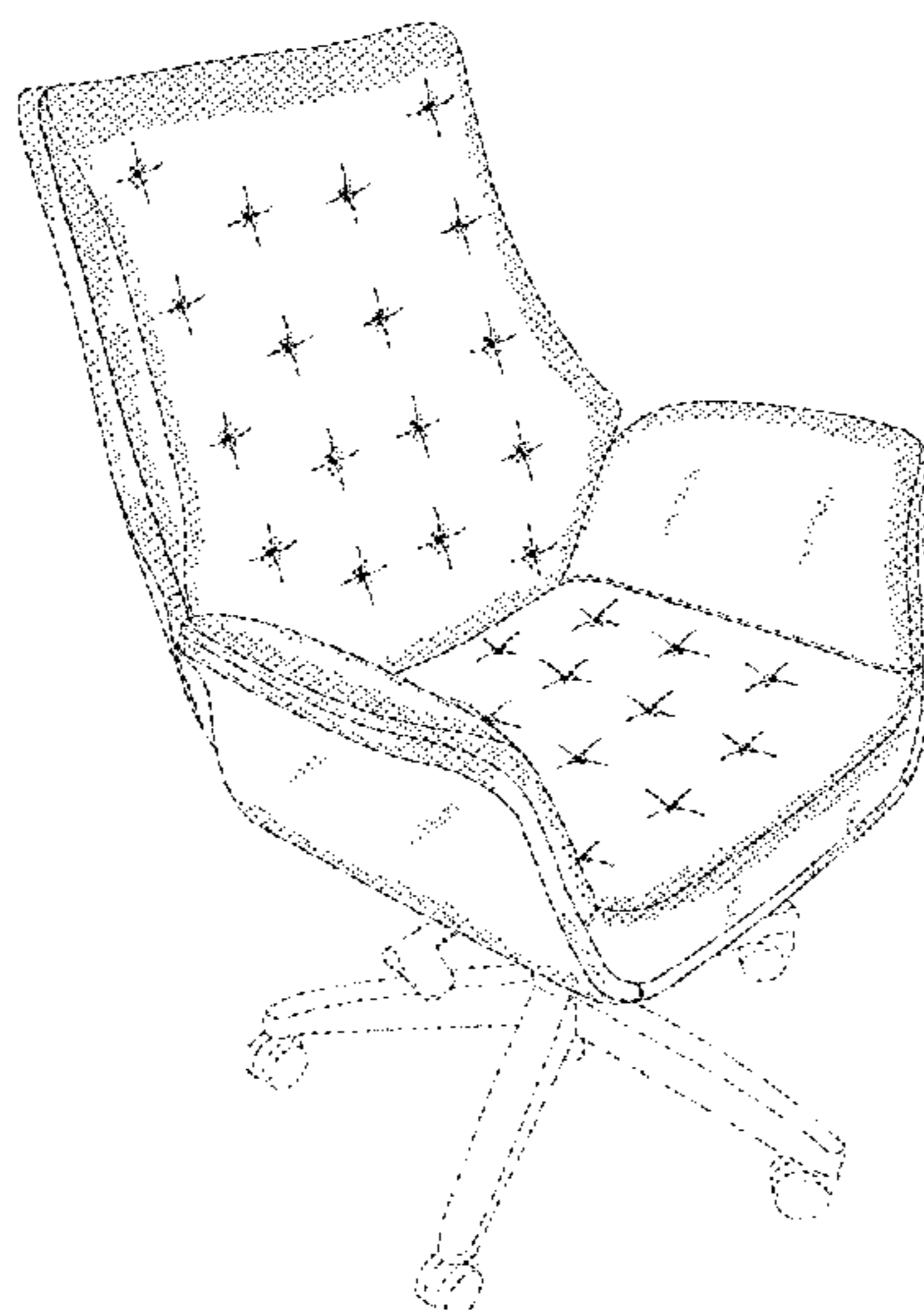
(57) **CLAIM**

The ornamental design for a back and seat for a chair, as shown and described.

DESCRIPTION

FIG. 1 is a perspective view showing the right side, top and front of a back and seat for a chair which forms my new design;
FIG. 2 is a perspective view showing the left side, top and rear thereof;
FIG. 3 is a front elevational view thereof;
FIG. 4 is a right side elevational view thereof;
FIG. 5 is a rear elevational view thereof;
FIG. 6 is a left side elevational view thereof;
FIG. 7 is a top plan view thereof; and,
FIG. 8 is a bottom plan view thereof.
The broken lines in the figures depict portions of the back and seat for a chair that form no part of the claim.

1 Claim, 7 Drawing Sheets



(56)

References Cited

U.S. PATENT DOCUMENTS

D824,689	S	*	8/2018	Jongerius	D6/375
D831,992	S	*	10/2018	Molteni	D6/375
D858,120	S	*	9/2019	Bellini	D6/334
D858,123	S	*	9/2019	Lopez	D6/334
D859,014	S	*	9/2019	Lopez	D6/334
D866,213	S	*	11/2019	Natuzzi	D6/375
D885,073	S	*	5/2020	Wang	D6/374

* cited by examiner

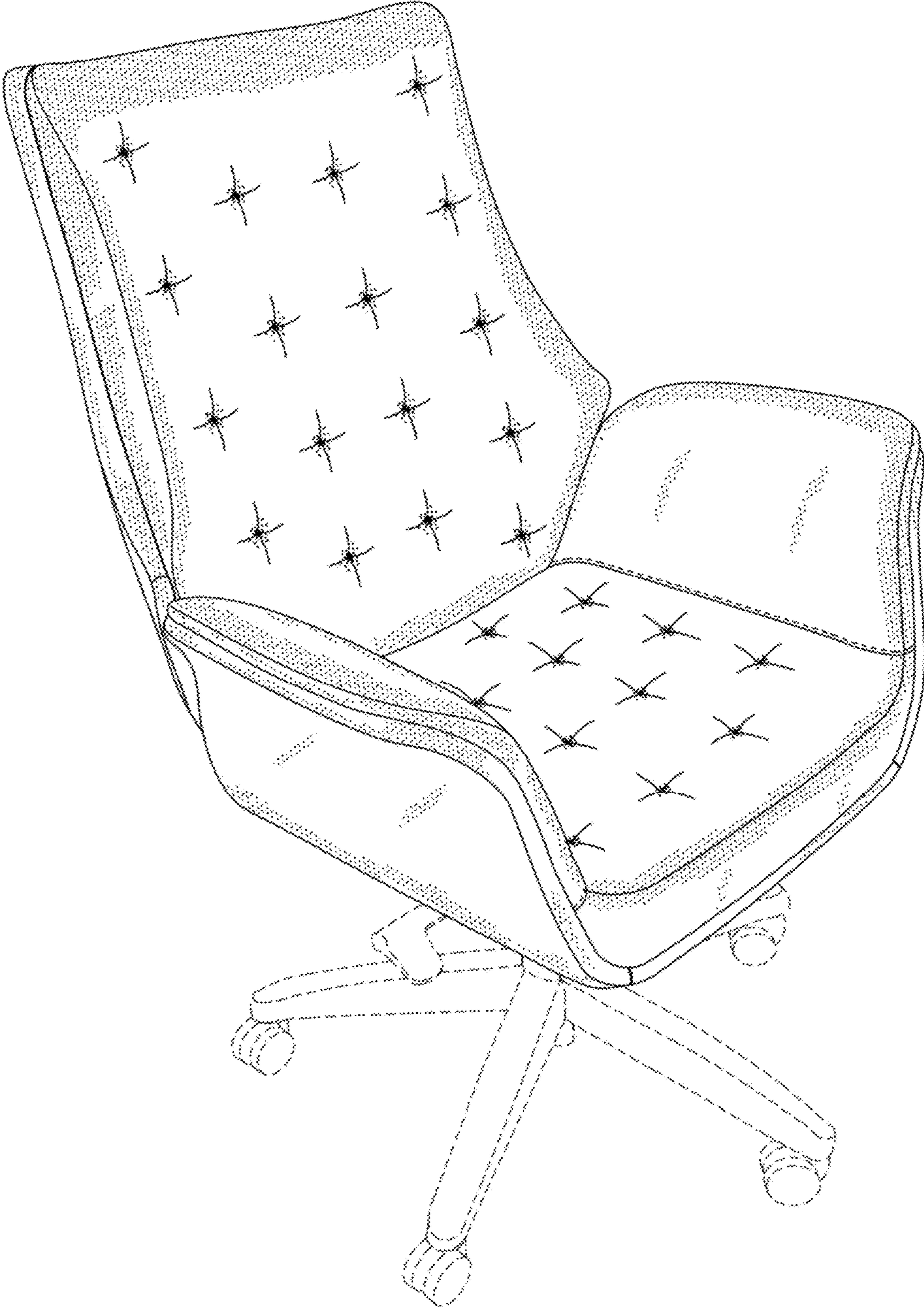


FIG. 1

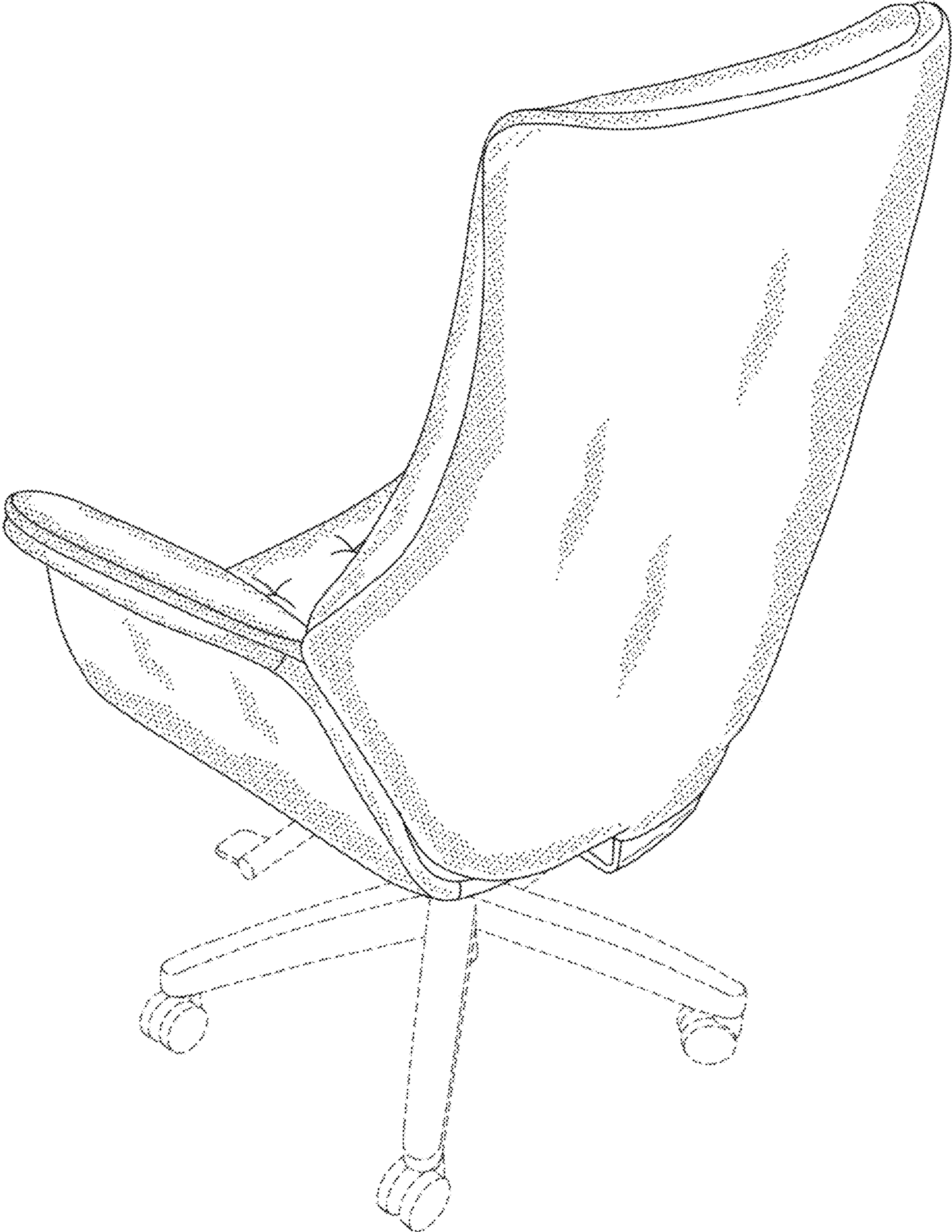


FIG. 2

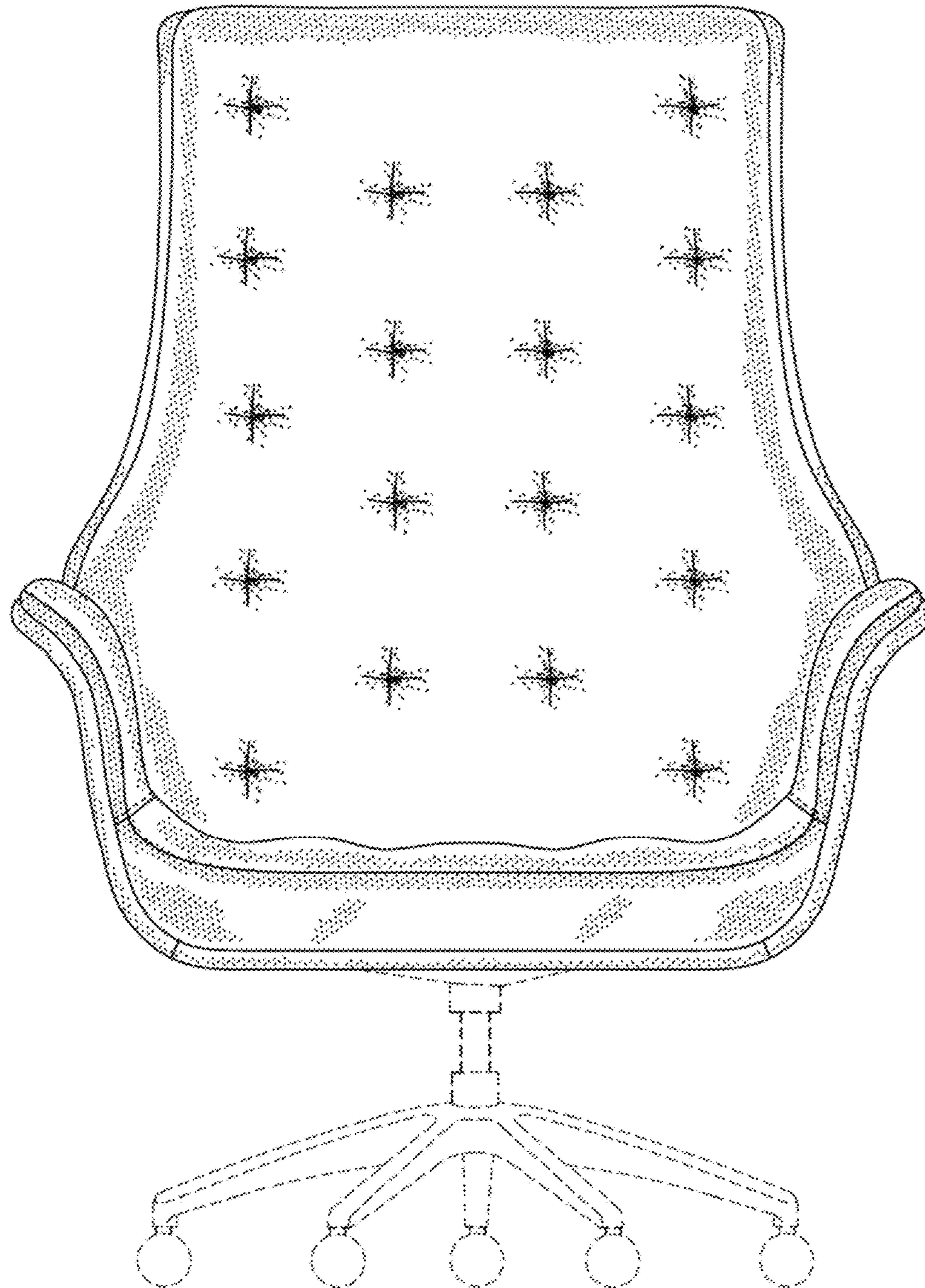


FIG. 3

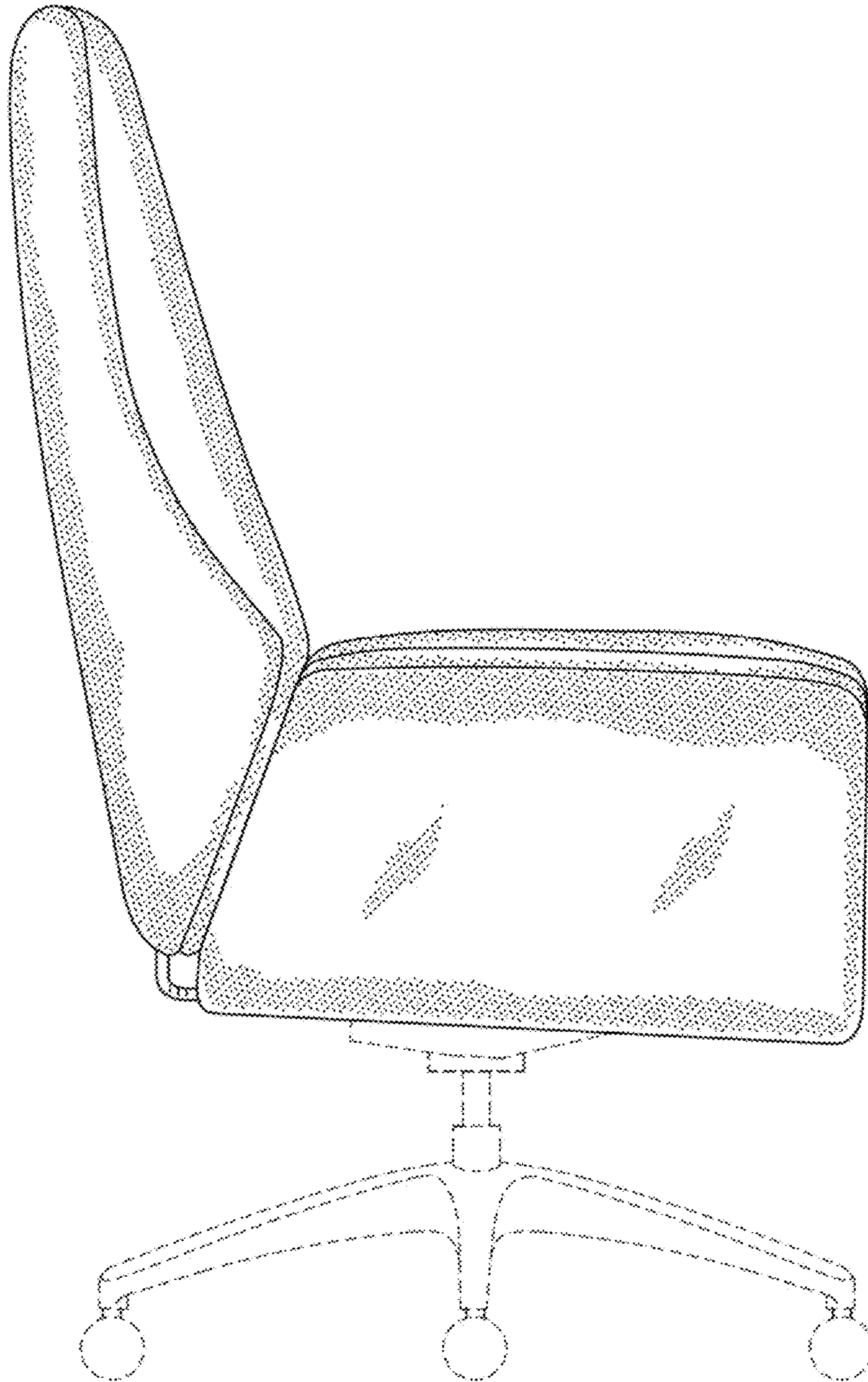


FIG. 4

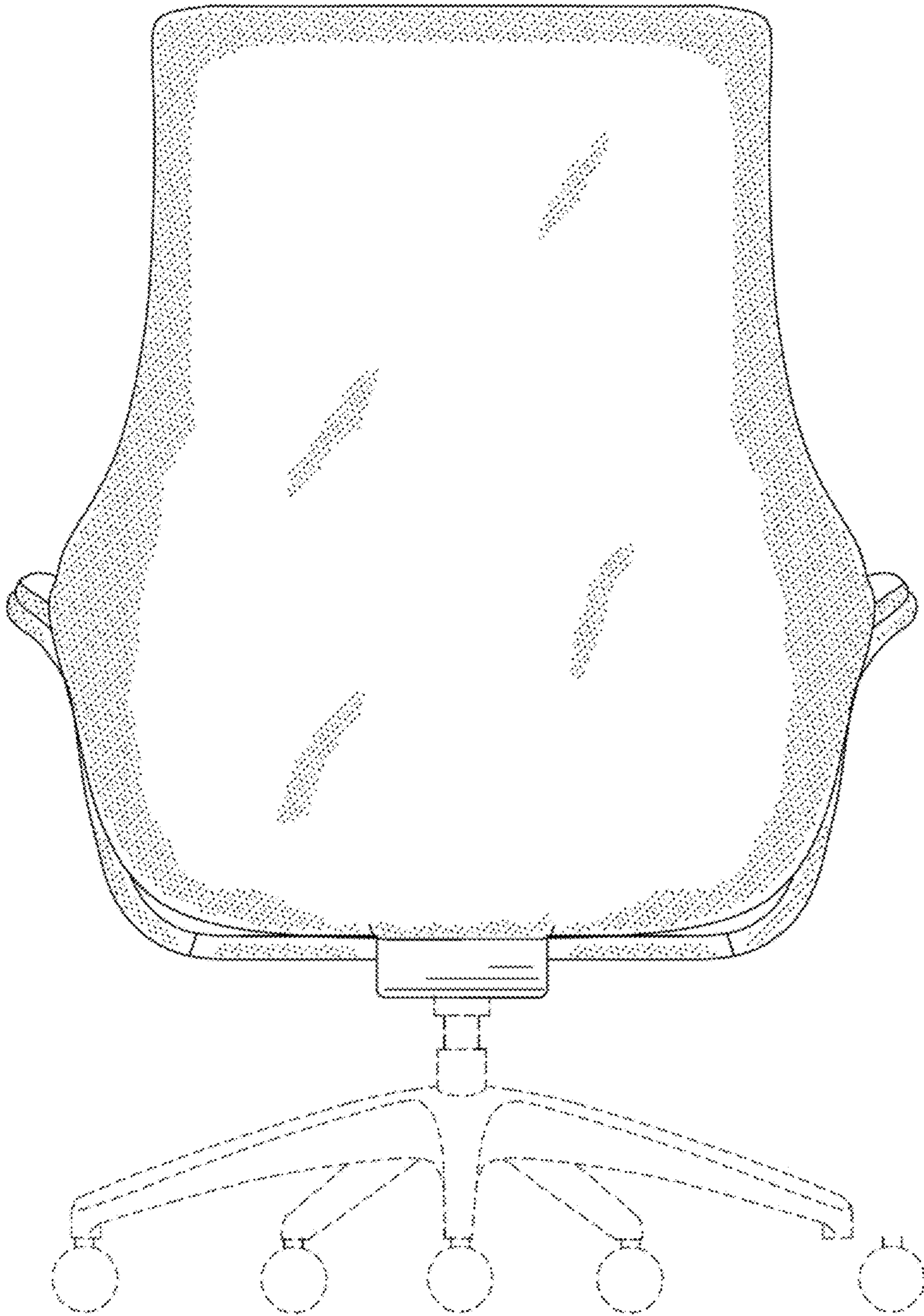


FIG. 5

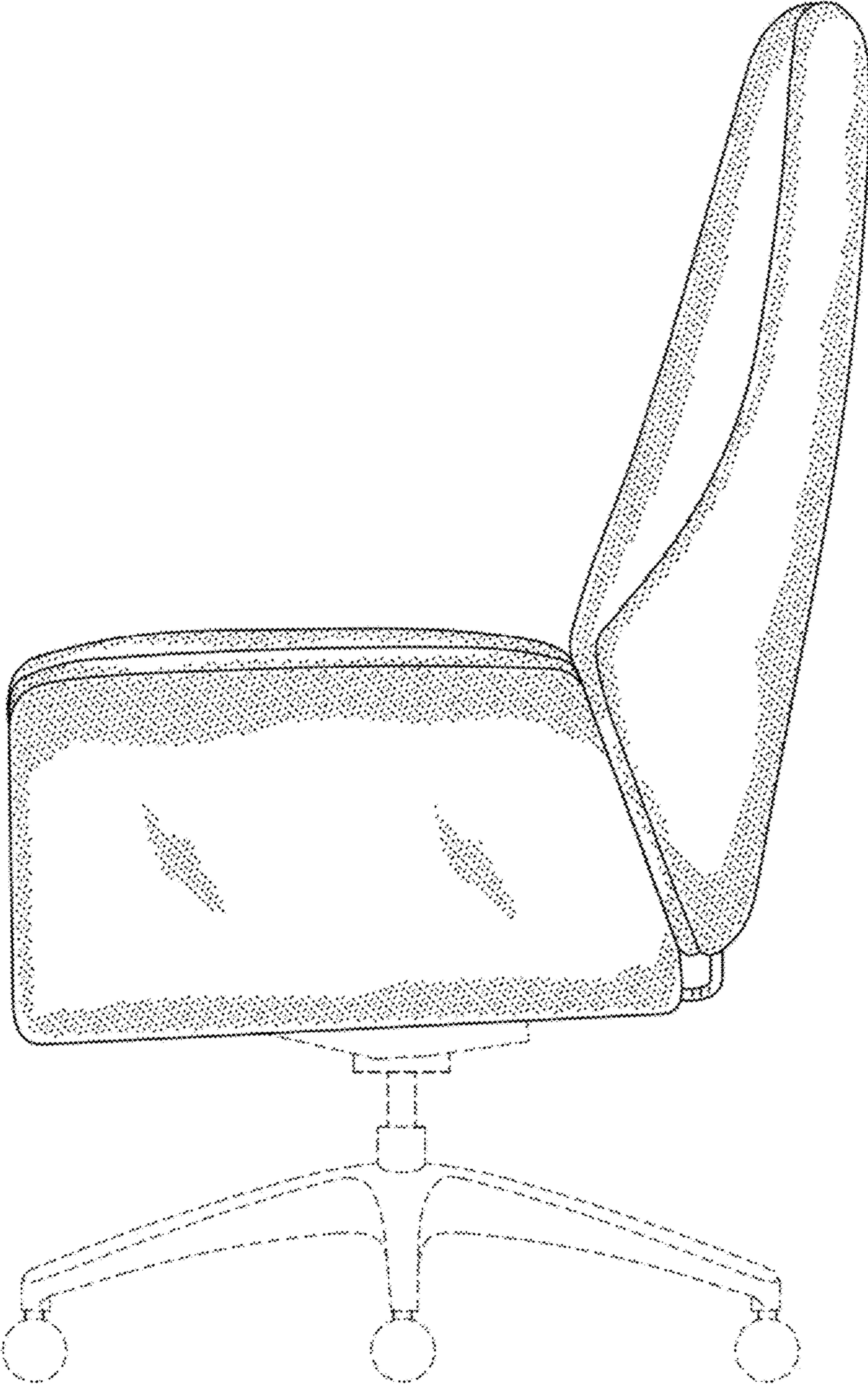


FIG. 6

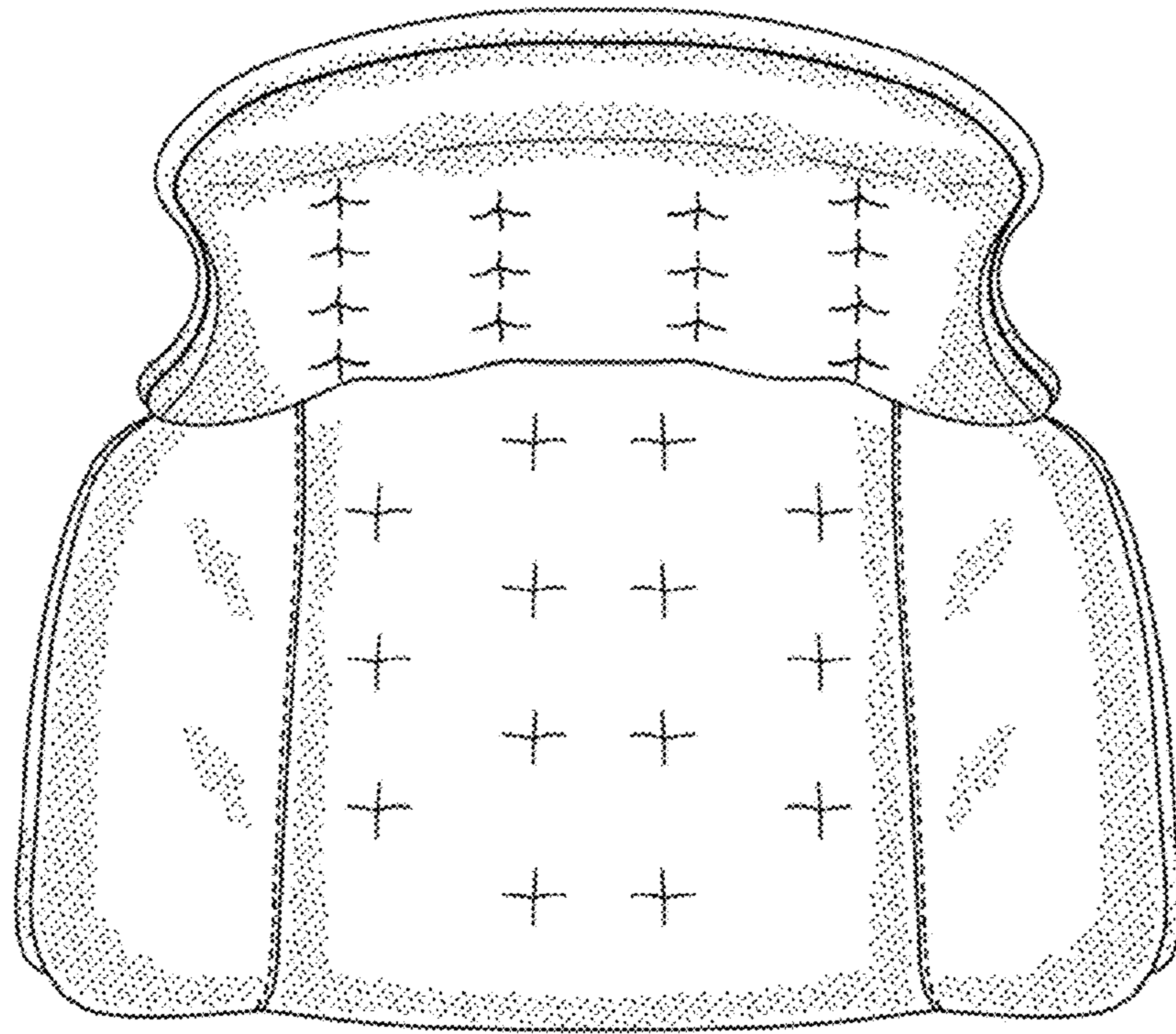


FIG. 7

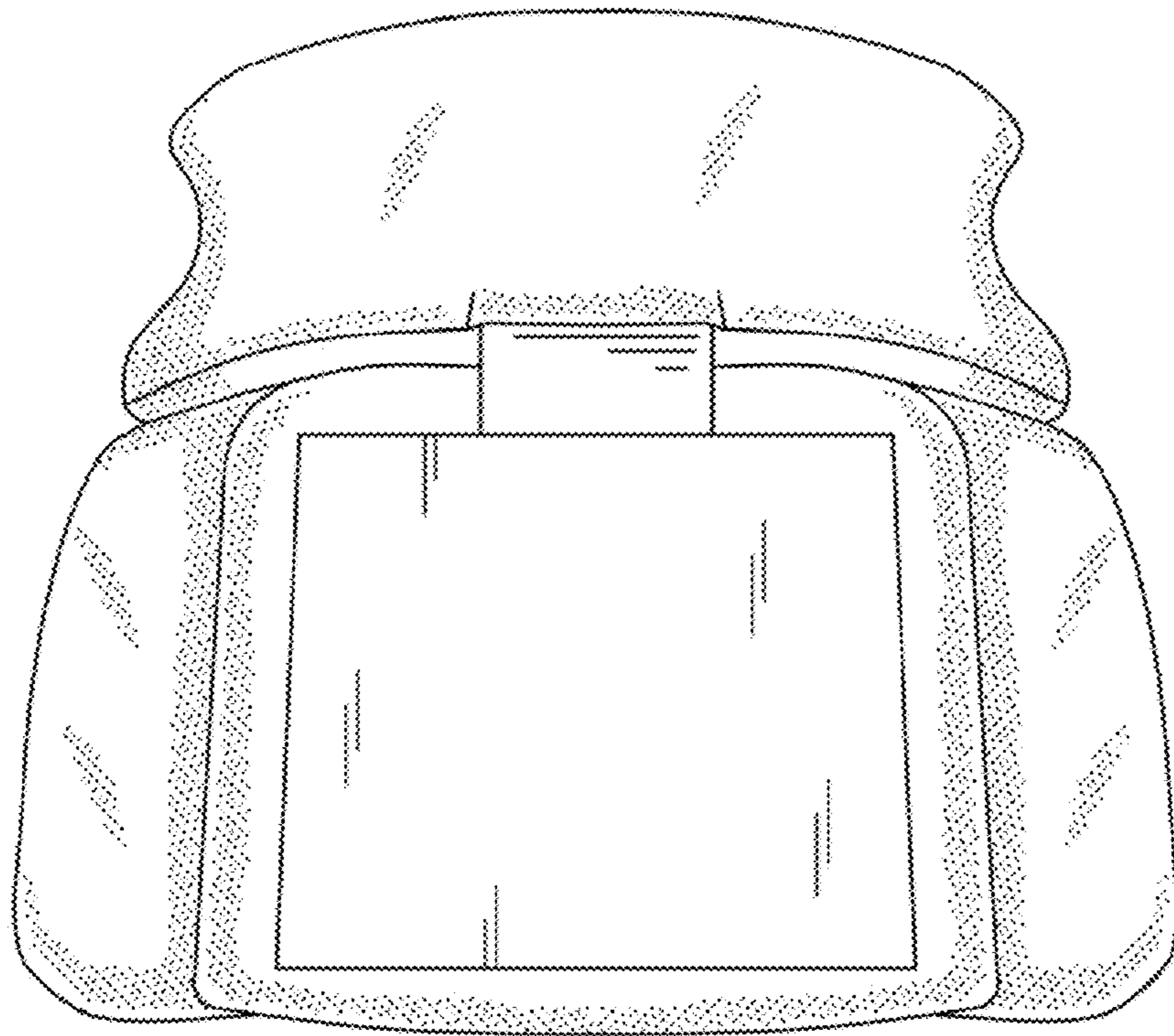


FIG. 8