



US00D953747S

(12) **United States Design Patent** (10) **Patent No.:** **US D953,747 S**  
**Albay et al.** (45) **Date of Patent:** **\*\* Jun. 7, 2022**

(54) **HANDLE FOR ELECTRIC TOOTHBRUSH**

(71) Applicant: **Braun GmbH**, Kronberg (DE)

(72) Inventors: **Devran Albay**, Frankfurt (DE); **Moritz Carlo Honisch**, Frankfurt (DE); **Dominik Langhammer**, Frankfurt (DE); **Rüdiger Boss**, Frankfurt (DE); **Fritz Schubert**, Bad Camberg (DE)

(73) Assignee: **Braun GmbH**, Kronberg (DE)

(\*\*) Term: **15 Years**

(21) Appl. No.: **29/774,466**

(22) Filed: **Mar. 17, 2021**

**Related U.S. Application Data**

(62) Division of application No. 29/695,007, filed on Jun. 14, 2019, now Pat. No. Des. 916,466.

(30) **Foreign Application Priority Data**

Dec. 14, 2018 (WO) ..... 970003915

(51) **LOC (13) Cl.** ..... **28-03**

(52) **U.S. Cl.**  
USPC ..... **D4/101**

(58) **Field of Classification Search**

USPC ..... D4/100, 101, 102, 104, 105, 106, 107, D4/108, 109, 110, 111, 112, 113, 114, D4/115, 116, 119, 130, 132, 133, 134, D4/136, 137, 138, 199

CPC ... A46B 2200/1066; A46B 5/02; A61C 17/16; A61C 17/22

See application file for complete search history.

(56) **References Cited**

**U.S. PATENT DOCUMENTS**

5,802,656 A 9/1998 Dawson et al.  
D424,808 S 5/2000 Beals et al.

D437,688 S 2/2001 Castillo et al.  
D443,985 S 6/2001 Beals et al.  
6,553,604 B1 4/2003 Braun et al.  
6,564,416 B1 5/2003 Claire et al.  
D530,923 S 10/2006 Kling et al.  
D580,173 S 11/2008 Beedham  
D616,206 S 5/2010 Junting  
D696,517 S 12/2013 Gebski  
RE44,819 E 4/2014 Braun et al.  
D717,547 S 11/2014 Adriaenssen et al.

(Continued)

**FOREIGN PATENT DOCUMENTS**

WO D072551-001 10/2010  
WO D098680-002 6/2018

**OTHER PUBLICATIONS**

All Office Actions, U.S. Appl. No. 29/695,007.  
All Office Actions, U.S. Appl. No. 29/774,463.  
All Office Actions, U.S. Appl. No. 29/774,465.

*Primary Examiner* — Karen E Eldridge Powers  
(74) *Attorney, Agent, or Firm* — Vladimir Vitenberg

(57) **CLAIM**


The ornamental design for a handle for electric toothbrush, as shown and described.

**DESCRIPTION**

FIG. 1 is a perspective view of a handle for electric toothbrush;  
FIG. 2 is a front elevation view thereof;  
FIG. 3 is a right side elevation view thereof;  
FIG. 4 is a rear elevation view thereof;  
FIG. 5 is a left side elevation view thereof;  
FIG. 6 is a top plan view thereof; and,  
FIG. 7 is a bottom view thereof.

Broken lines are used in the drawings to designate environmental structures or parts of a handle for electric toothbrush that form no part of the claim.

**1 Claim, 3 Drawing Sheets**



(56)

**References Cited**

U.S. PATENT DOCUMENTS

D719,737 S	12/2014	Adriaenssen et al.	
D749,851 S	2/2016	Watkins	
D758,743 S	6/2016	Cessot	
D765,417 S	9/2016	Xi et al.	
D780,459 S	3/2017	Xi et al.	
D782,824 S	4/2017	Xi et al.	
D789,694 S	6/2017	Xi et al.	
9,723,912 B2	8/2017	Chun et al.	
D840,696 S	2/2019	Chen	
D844,995 S	4/2019	Wong et al.	
D844,997 S	4/2019	Au et al.	
D845,636 S	4/2019	Porter et al.	
D874,830 S	2/2020	Choi et al.	
D881,584 S	4/2020	Porter et al.	
10,610,008 B2	4/2020	Wagner et al.	
D895,296 S	9/2020	Hu et al.	
D911,713 S	3/2021	Okai et al.	
D911,714 S	3/2021	Okai et al.	
D922,074 S	6/2021	Okai et al.	
D929,130 S	8/2021	Okai et al.	
D930,988 S *	9/2021	Albay .....	D4/101
D930,989 S *	9/2021	Albay .....	D4/101
D932,777 S	10/2021	Albay et al.	
2012/0167319 A1	7/2012	Quigley et al.	

\* cited by examiner




FIG. 1

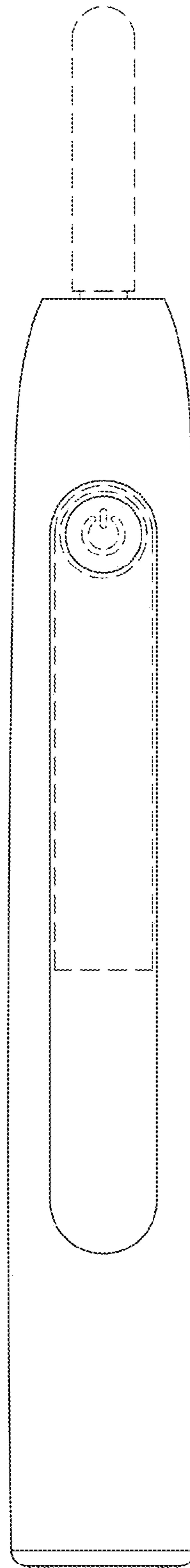


FIG. 2




FIG. 3




FIG. 4




FIG. 5

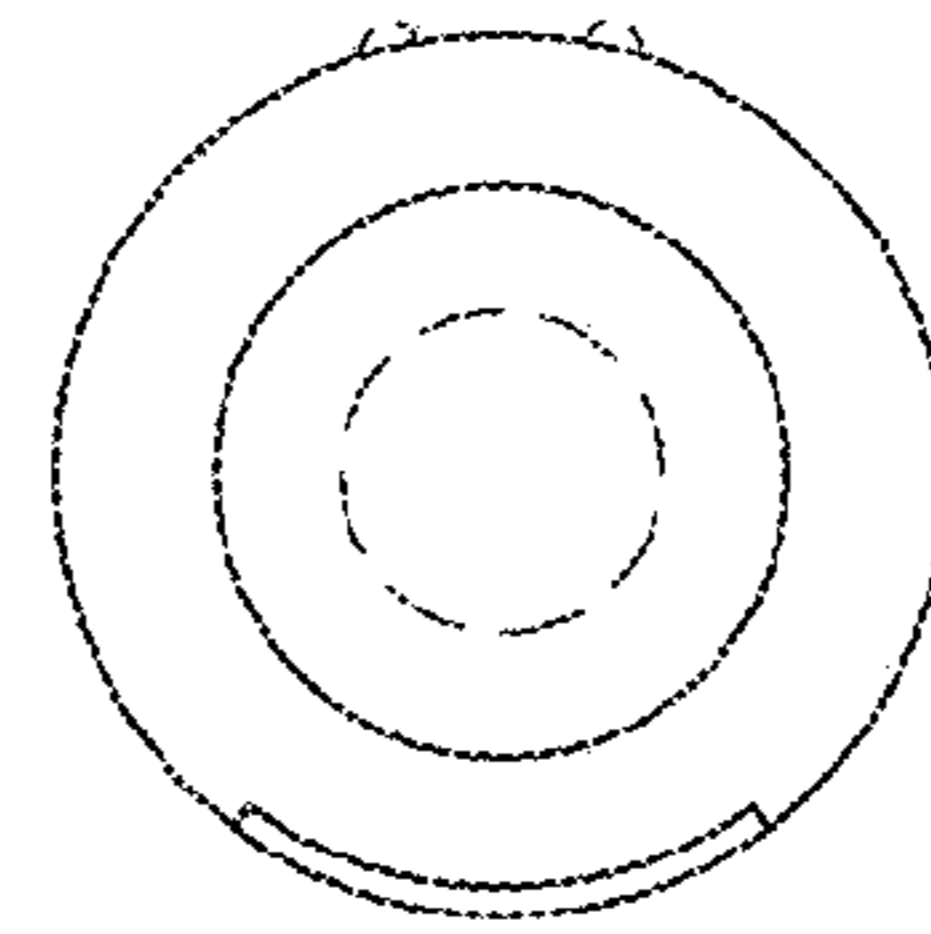


FIG. 6

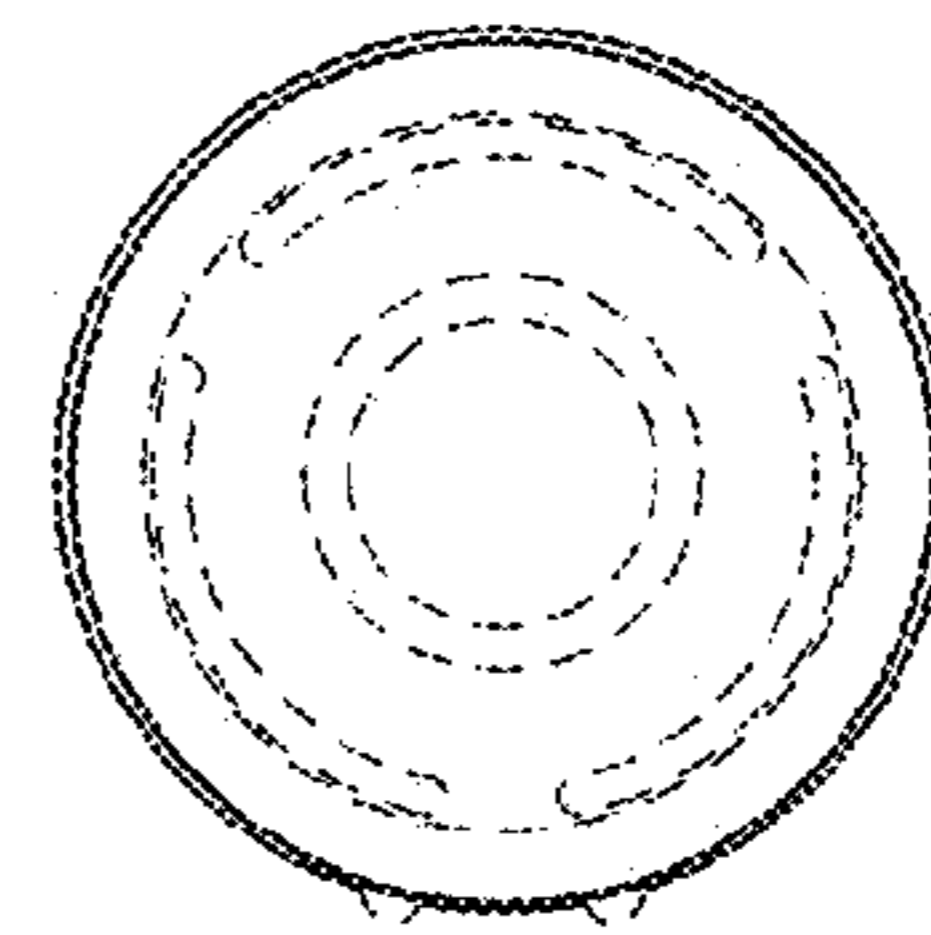


FIG. 7