



US00D953744S

(12) **United States Design Patent** (10) **Patent No.:** **US D953,744 S**
Altmann et al. (45) **Date of Patent:** **** Jun. 7, 2022**

(54) **HEAD FOR ELECTRIC TOOTHBRUSH**

D515,816 S 2/2006 Jimenez et al.
D533,720 S 12/2006 Vu
7,520,016 B2 4/2009 Kressner
D607,646 S 1/2010 Ino
7,788,756 B2 9/2010 Kraemer
D657,954 S 4/2012 Gebski
D658,381 S 5/2012 Gebski
D658,383 S 5/2012 Key et al.
D676,663 S 2/2013 Ptok et al.

(71) Applicant: **Braun GmbH**, Kronberg (DE)

(72) Inventors: **Niclas Altmann**, Niddatal (DE); **Jens Alinski**, Kelkheim (DE)

(73) Assignee: **Braun GmbH**, Kronberg (DE)

(**) Term: **15 Years**

(21) Appl. No.: **29/699,695**

(22) Filed: **Jul. 29, 2019**

(30) **Foreign Application Priority Data**

Feb. 8, 2019 (WO) 970009813

(51) **LOC (13) Cl.** **28-03**

(52) **U.S. Cl.**
USPC **D4/101; D4/113**

(58) **Field of Classification Search**
USPC D4/100, 101, 103, 104, 105, 106, 107,
D4/108, 109, 110, 111, 112, 113;
D30/158, 160; D24/111, 112, 152;
132/311

CPC A46B 5/02; A46B 9/04; A46B 2200/1066;
A46B 5/04; A46B 15/0061; A46B
15/0097; A61C 17/032; A61C 17/16;
A61C 17/227

See application file for complete search history.

(56) **References Cited**

U.S. PATENT DOCUMENTS

2,242,743 A 5/1941 Brown
D373,903 S 9/1996 Stutzer et al.
D454,251 S 3/2002 De et al.
D456,607 S 5/2002 Carlucci et al.
D465,655 S 11/2002 Kraemer
6,751,823 B2 6/2004 Biro
6,957,468 B2 10/2005 Driesen et al.

FOREIGN PATENT DOCUMENTS

CN 302898215 S 8/2014
EM 003175470-0002 7/2016

(Continued)

OTHER PUBLICATIONS

All Office Actions; U.S. Appl. No. 29/646,252, filed May 2, 2018.

(Continued)

Primary Examiner — Karen E Eldridge Powers

(74) *Attorney, Agent, or Firm* — Vladimir Vitenberg

(57) **CLAIM**


The ornamental design for a head for electric toothbrush, as shown and described.

DESCRIPTION

FIG. 1 is a perspective view of a head for electric toothbrush; FIG. 2 is a front elevation view thereof; FIG. 3 is a right-side elevation view thereof; FIG. 4 is a rear elevation view thereof; FIG. 5 is a left-side elevation view thereof; FIG. 6 is a top plan view thereof; and, FIG. 7 is a bottom view thereof.

Broken lines are used in the drawings to designate environmental structures or parts of the head for electric toothbrush that form no part of the claim.

1 Claim, 2 Drawing Sheets



(56)

References Cited

U.S. PATENT DOCUMENTS

D687,636 S 8/2013 Driesen et al.
 D689,697 S 9/2013 Doumoto et al.
 8,769,758 B2 7/2014 Jungnickel et al.
 D717,547 S 11/2014 Adriaenssen et al.
 D718,057 S 11/2014 Masee et al.
 D719,737 S 12/2014 Adriaenssen et al.
 D734,614 S 7/2015 Driesen
 D749,851 S 2/2016 Watkins
 D752,868 S 4/2016 McGarry et al.
 D759,381 S 6/2016 Watkins
 D759,382 S 6/2016 Watkins
 9,402,461 B2 8/2016 Brik et al.
 D766,581 S 9/2016 Bloch et al.
 D767,895 S 10/2016 Stebila et al.
 D771,388 S 11/2016 Since
 D773,822 S 12/2016 Sikora et al.
 D775,469 S 1/2017 Sikora
 D787,189 S 5/2017 Fretwell et al.
 D790,859 S 7/2017 McGarry et al.
 D791,485 S 7/2017 McGarry et al.
 D795,419 S 8/2017 Kohler
 9,724,181 B2 8/2017 Schaefer et al.
 D799,217 S 10/2017 Masee
 9,788,926 B2 10/2017 Franke
 D801,696 S 11/2017 McGarry et al.
 9,865,184 B2 1/2018 Jungnickel et al.
 D814,195 S 4/2018 Sikora et al.
 D819,337 S 6/2018 Yuan et al.
 D819,973 S 6/2018 Greve et al.
 D824,174 S 7/2018 Altmann et al.
 D824,175 S 7/2018 Yan
 D831,358 S 10/2018 Altmann et al.
 10,123,609 B2* 11/2018 Dishon A61C 17/222
 D838,991 S 1/2019 Choi et al.
 D844,995 S 4/2019 Wong et al.
 D845,636 S 4/2019 Porter et al.
 10,376,039 B2 8/2019 Jungnickel
 D861,351 S 10/2019 Albay et al.
 D863,772 S 10/2019 Hu
 D863,773 S 10/2019 Hu
 D868,482 S 12/2019 Papazian
 D874,156 S 2/2020 Altmann et al.
 D874,830 S 2/2020 Choi et al.
 D884,351 S 5/2020 Albay et al.
 D884,354 S 5/2020 Albay et al.
 10,667,892 B2 6/2020 Bartschi et al.

D890,528 S 7/2020 Albay et al.
 D894,610 S 9/2020 Albay et al.
 10,869,742 B2* 12/2020 Fritsch A61C 17/3436
 D906,688 S 1/2021 Porter et al.
 D907,369 S 1/2021 Yang
 D912,989 S 3/2021 Albay et al.
 11,103,054 B2 8/2021 Altmann et al.
 D930,989 S 9/2021 Albay et al.
 D932,777 S 10/2021 Albay et al.
 D933,368 S 10/2021 Albay et al.
 2009/0013489 A1 1/2009 Binet
 2012/0124759 A1 5/2012 Fritsch
 2017/0128178 A1 5/2017 Schmidt et al.
 2018/0021116 A1 1/2018 Störkel
 2019/0125065 A1 5/2019 Altmann
 2020/0368003 A1 11/2020 Claire-Zimmet et al.
 2020/0397130 A1 12/2020 Ganninger et al.
 2020/0397134 A1 12/2020 Ganninger et al.
 2020/0397136 A1 12/2020 Ganninger et al.
 2020/0397137 A1 12/2020 Ganninger et al.
 2021/0045857 A1 2/2021 Fritsch et al.
 2021/0145539 A1 5/2021 Greve

FOREIGN PATENT DOCUMENTS

EM 004362952-0001 9/2017
 JP 1232984 S 3/2005
 JP 1620904 S 12/2018
 RU 93878 S 6/2015
 WO DM093043 6/2017

OTHER PUBLICATIONS

All Office Actions; U.S. Appl. No. 29/743,560, filed Jul. 22, 2020.
 All Office Actions; U.S. Appl. No. 29/758,249, filed Nov. 13, 2020.
 All Office Actions; U.S. Appl. No. 29/758,251, filed Nov. 13, 2020.
 All Office Actions; U.S. Appl. No. 29/758,268, filed Nov. 13, 2018.
 All Office Actions; U.S. Appl. No. 29/758,274, filed Nov. 13, 2020.
 All Office Actions; U.S. Appl. No. 29/758,276, filed Nov. 13, 2020.
 All Office Actions; U.S. Appl. No. 29/786,732, filed Jun. 2, 2021.
 All Office Actions; U.S. Appl. No. 29/786,746, filed Jun. 2, 2021.
 All Office Actions; U.S. Appl. No. 29/794,152, filed Jun. 10, 2018.
 U.S. Appl. No. 29/743,560, filed Jul. 22, 2020, Devran Albay et al.
 U.S. Appl. No. 29/743,560, filed Nov. 13, 2020, Devran Albay et al.
 U.S. Appl. No. 29/743,560, filed Jun. 2, 2021, Devran Albay et al.
 U.S. Appl. No. 29/743,560, filed Jun. 10, 2021, Devran Albay et al.

* cited by examiner




FIG. 1

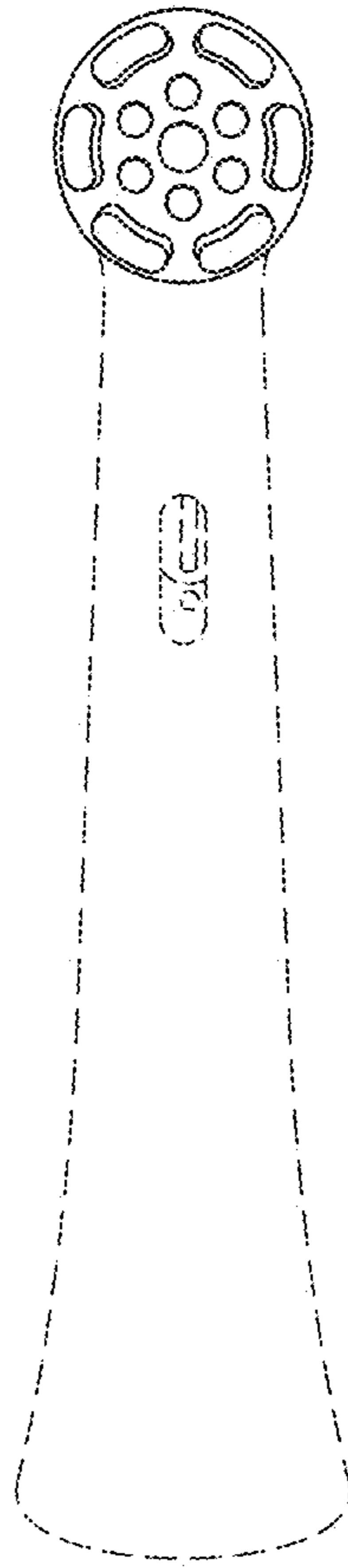


FIG. 2




FIG. 3

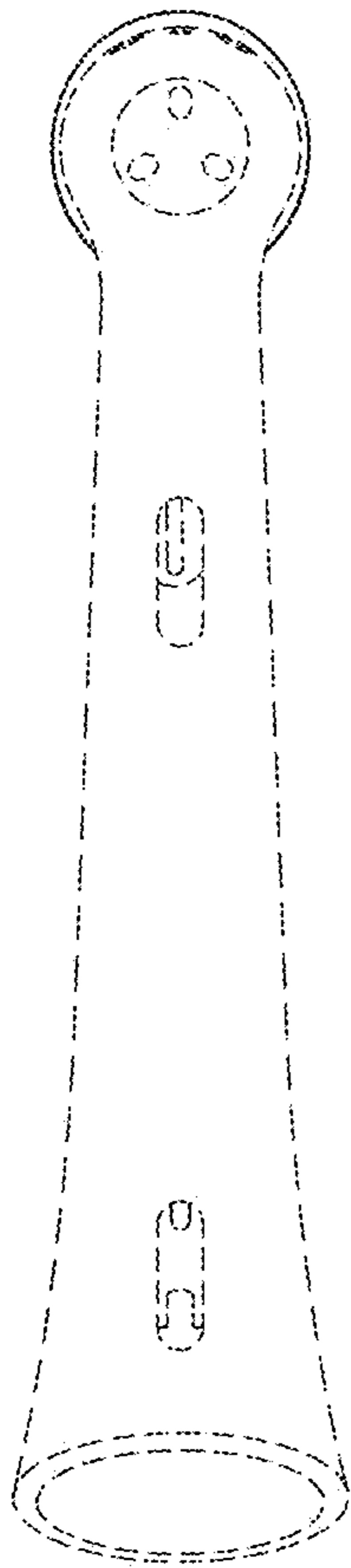


FIG. 4




FIG. 5

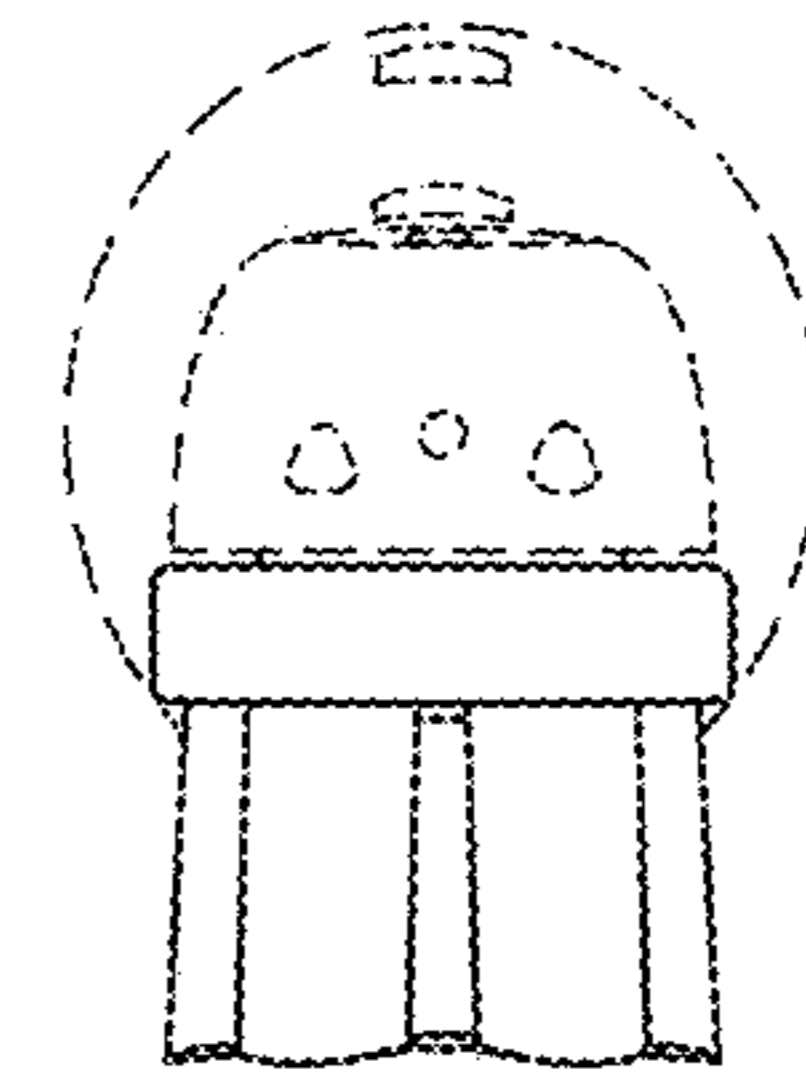


FIG. 6

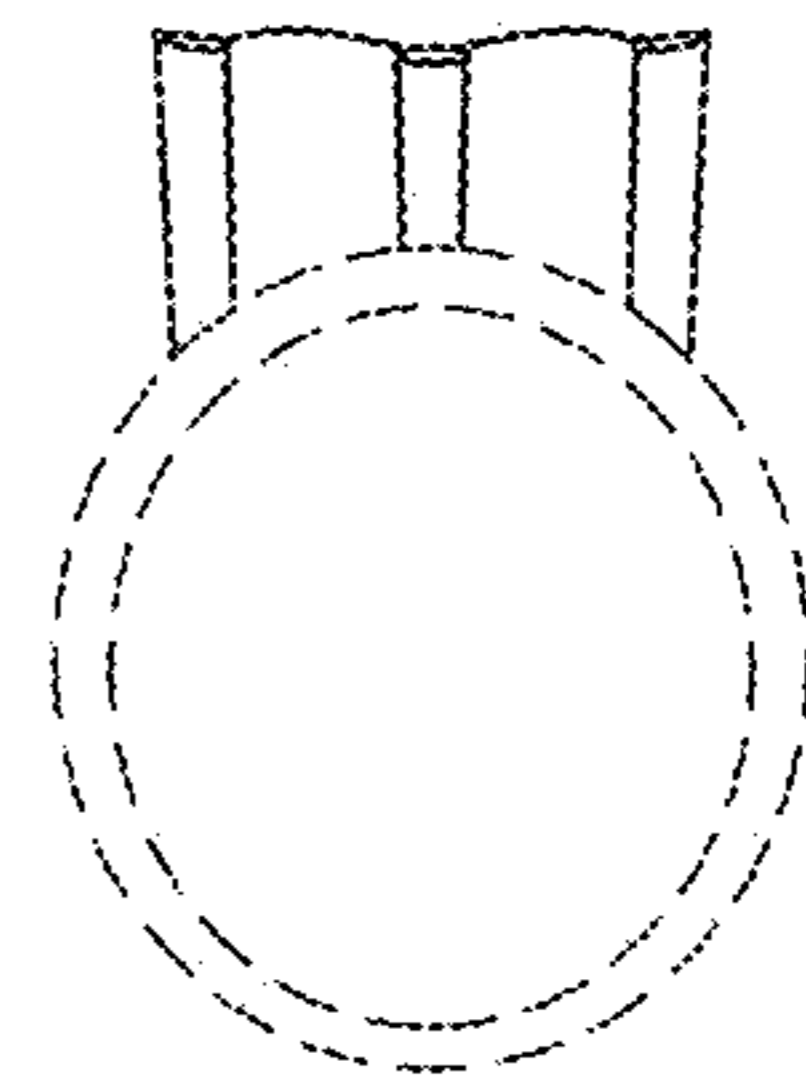


FIG. 7