



US00D953732S

(12) **United States Design Patent**
Lee

(10) **Patent No.:** **US D953,732 S**
(45) **Date of Patent:** **** Jun. 7, 2022**

(54) **PEN/PENCIL HOLDER CONSTRUCTED WITH HOOK AND LOOP FASTENING MATERIALS**

D448,553 S * 10/2001 Williams D3/206
D485,980 S * 2/2004 Moses D3/206
D748,906 S * 2/2016 King D3/206
D794,120 S * 8/2017 Takemura D3/206

(71) Applicant: **Christina Lee**, Travis AFB, CA (US)

* cited by examiner

(72) Inventor: **Christina Lee**, Travis AFB, CA (US)

Primary Examiner — Charles D Hanson

(**) Term: **15 Years**

(57) **CLAIM**

The ornamental design for a pen/pencil holder constructed with hook and loop fastening materials, as shown and described.

(21) Appl. No.: **29/707,735**

DESCRIPTION

(22) Filed: **Sep. 30, 2019**

(51) **LOC (13) Cl.** **03-01**

FIG. 1 is a front perspective view of a pen/pencil holder constructed with hook and loop fastening materials showing our new design.

(52) **U.S. Cl.**

USPC **D3/206**

FIG. 2. is another perspective view thereof.

(58) **Field of Classification Search**

USPC D3/206

FIG. 3 is a front view thereof.

CPC A45C 11/34; A45C 11/36

FIG. 4 is a rear view thereof.

See application file for complete search history.

FIG. 5 is a left side view thereof. The right side view is a mirror image of the left; and,

(56) **References Cited**

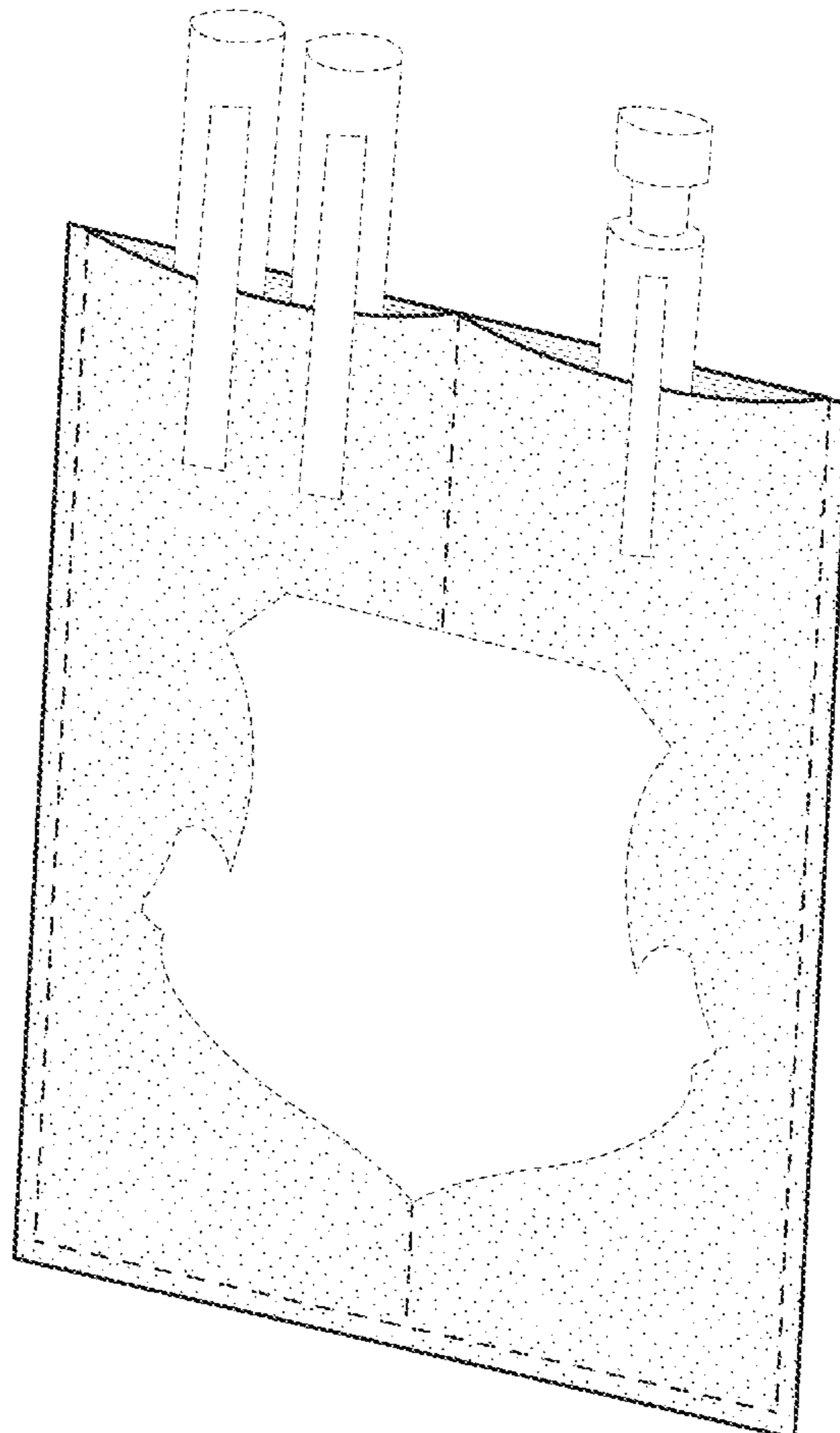
U.S. PATENT DOCUMENTS

D350,230 S * 9/1994 O'Brien D28/38
D365,441 S * 12/1995 Drake D3/205
D426,018 S * 5/2000 White D3/205
D428,553 S * 7/2000 Willat D3/206

FIG. 6 is a bottom view thereof. The top view is a mirror image of the bottom.

The broken lines shown in the drawings, including all depictions of stitching, are for illustrative purposes and form no part of the claimed design.

1 Claim, 4 Drawing Sheets



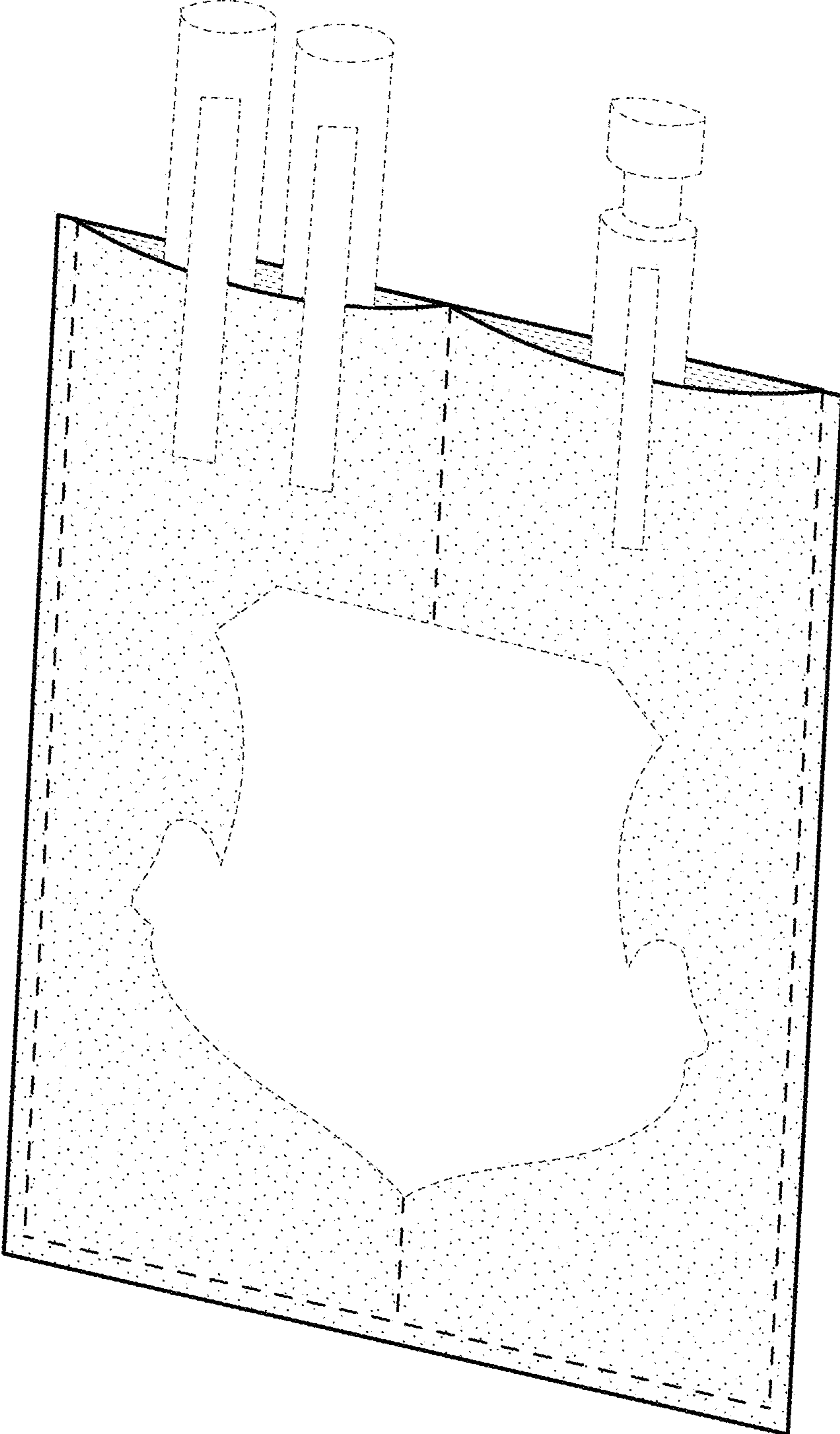


FIG. 1

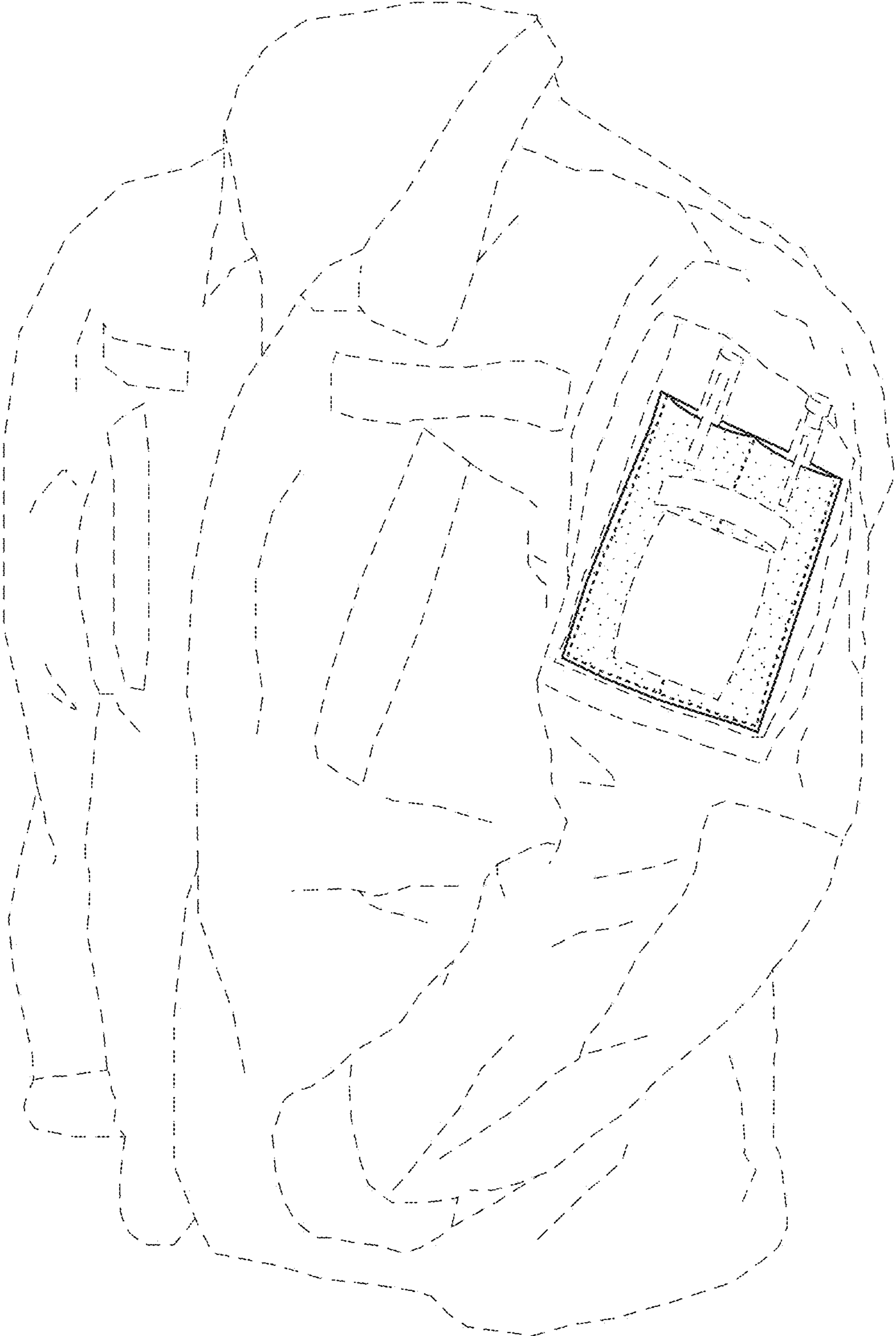


FIG. 2




FIG. 4



FIG. 3



FIG. 5




FIG. 6