



US00D953707S

(12) **United States Design Patent**
Lin

(10) **Patent No.:** **US D953,707 S**
(45) **Date of Patent:** **** Jun. 7, 2022**

- (54) **SANDAL WITH ARCH SUPPORT**
- (71) Applicant: **Shenzhen Tiantianle Trading Co., Ltd., Shenzhen (CN)**
- (72) Inventor: **Yong Lin, Shenzhen (CN)**
- (**) Term: **15 Years**
- (21) Appl. No.: **29/781,520**
- (22) Filed: **Apr. 30, 2021**
- (51) **LOC (13) Cl.** **02-04**
- (52) **U.S. Cl.**
USPC **D2/916; D2/900; D2/960**
- (58) **Field of Classification Search**
USPC D2/896, 900, 902-908, 916-918, 923,
D2/944, 946, 960, 969, 972-974
CPC A43B 5/001-025; A43B 5/06; A43B 5/04
See application file for complete search history.

(56) **References Cited**

U.S. PATENT DOCUMENTS

5,651,195	A *	7/1997	Clancy	A43B 5/00 36/11.5
D528,270	S *	9/2006	Keen	D2/916
D538,522	S *	3/2007	Keen	D2/969
D547,936	S *	8/2007	Masullo	D2/969
D605,389	S *	12/2009	Andersen	D2/900
D671,720	S *	12/2012	Callegarini	D2/900
8,533,976	B2 *	9/2013	Fuerst	A43B 3/128 36/11.5
D698,532	S *	2/2014	Mochen	D2/916
D731,760	S *	6/2015	Fongher	D2/900

D783,956	S	4/2017	Mitchell et al.	
D829,418	S *	10/2018	Lee A43B 3/248 D2/900
D838,947	S	1/2019	Dowson	
D851,368	S *	6/2019	Fuerst, Sr. D2/916
D874,101	S	2/2020	Post et al.	
D919,943	S *	5/2021	Zhang D2/954
D926,455	S *	8/2021	Driscoll D2/969
2003/0182820	A1 *	10/2003	Fuerst A43B 1/0027 36/11.5

* cited by examiner

Primary Examiner — Rashida C. Walshon

(57) **CLAIM**

The ornamental design for a sandal with arch support, as shown and described.

DESCRIPTION

FIG. 1 is a first perspective view of a sandal with arch support showing my new design;
 FIG. 2 is a second perspective view thereof;
 FIG. 3 is a front view thereof;
 FIG. 4 is a back view thereof;
 FIG. 5 is a left side view thereof;
 FIG. 6 is a right side view thereof;
 FIG. 7 is a top view thereof;
 FIG. 8 is a bottom view thereof;
 FIG. 9 is a perspective view of the sandal with arch support thereof; and,
 FIG. 10 is a perspective view of the sandal with arch support thereof with the sandal upper removed from the sole to clearly disclose the arch support of the sandal.

1 Claim, 10 Drawing Sheets





FIG. 1



FIG. 2



FIG. 3

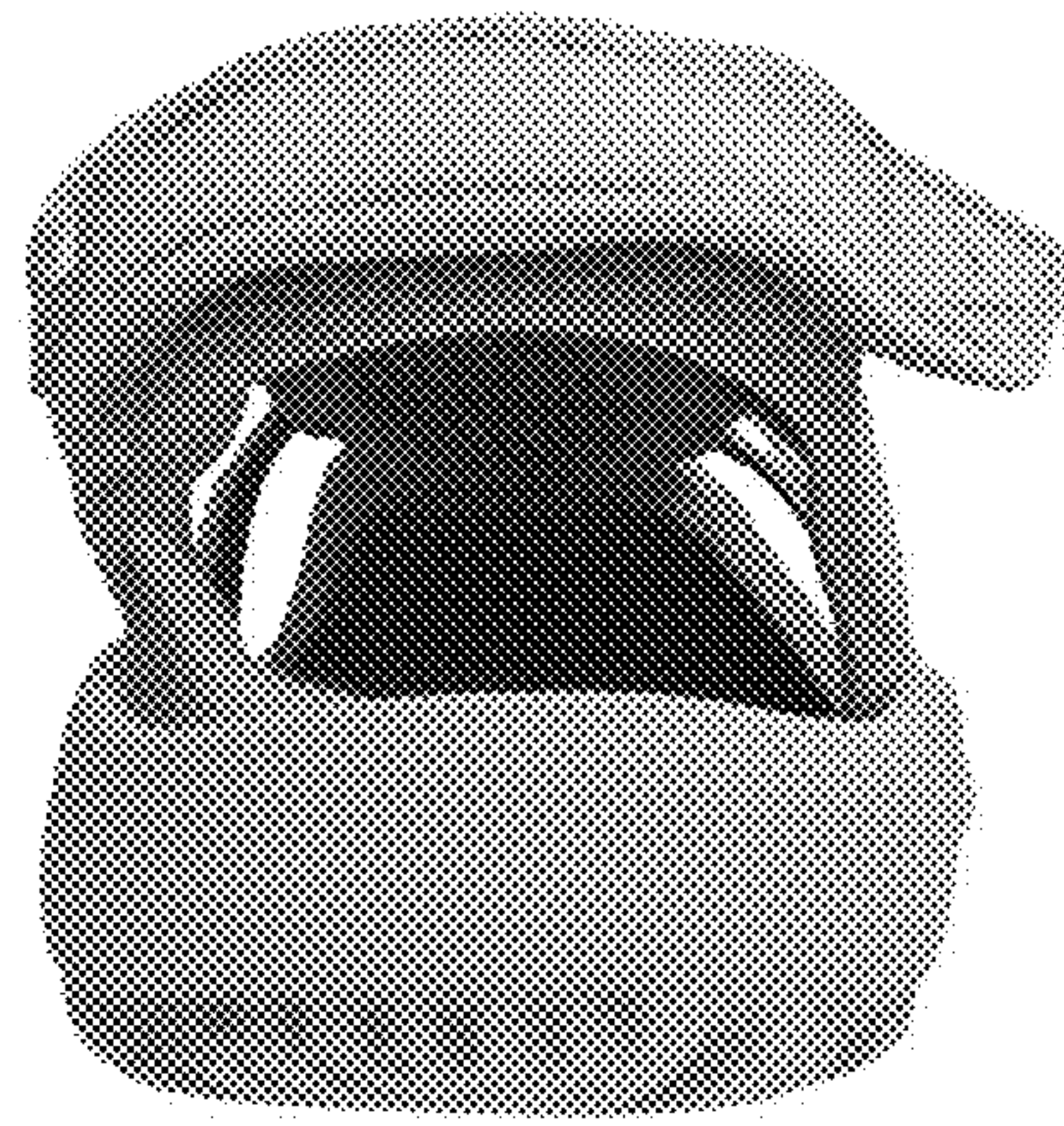


FIG. 4




FIG. 5



FIG. 6

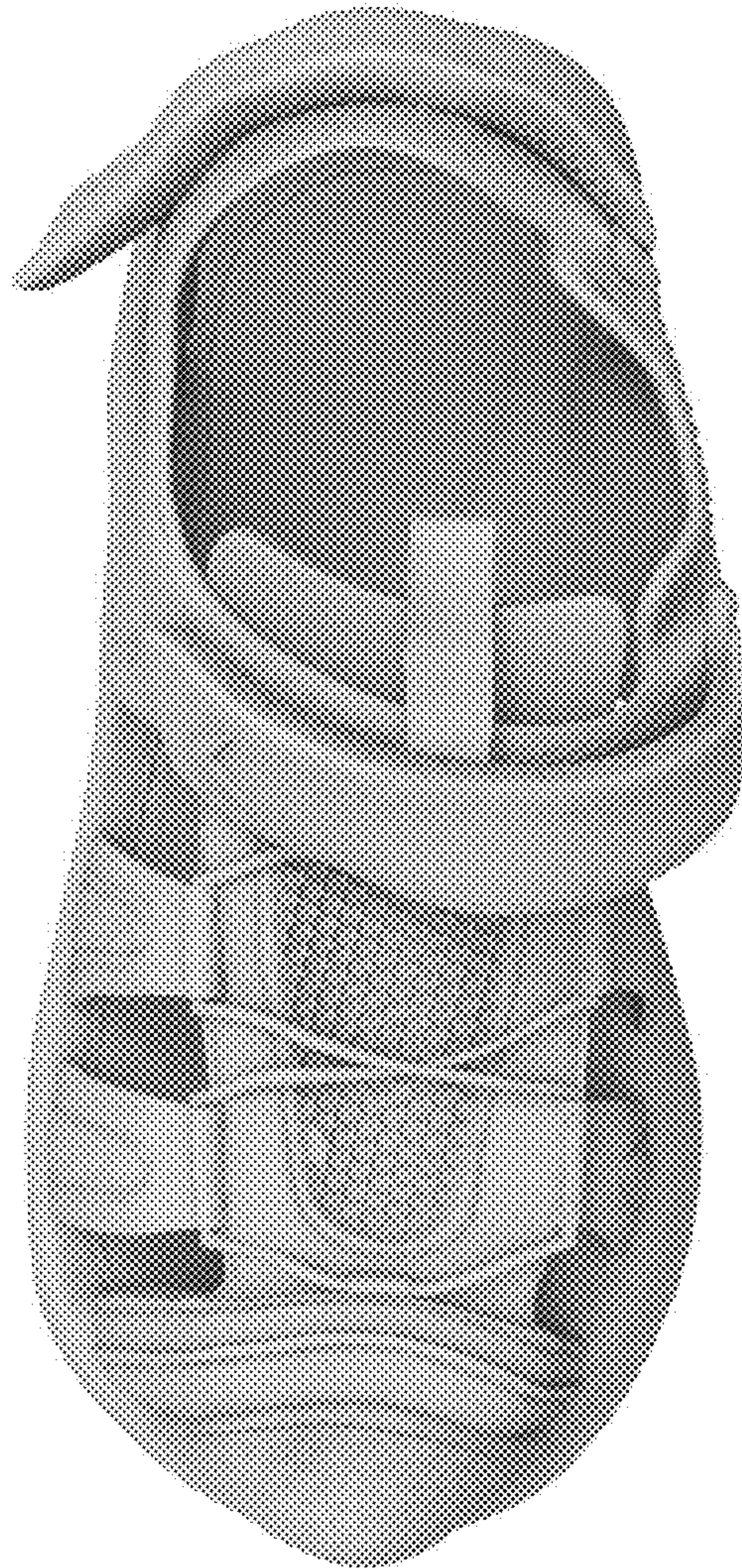


FIG. 7



FIG. 8



FIG. 9



FIG. 10