



US00D953694S

(12) **United States Design Patent**
Zhang

(10) **Patent No.:** **US D953,694 S**
(45) **Date of Patent:** **** Jun. 7, 2022**

(54) **MEN'S UNDERWEAR**

(71) Applicant: **zhengzhouaozhilaishangmaoyouxian gongsi**, Zhengzhou (CN)

(72) Inventor: **Xiaohui Zhang**, Zhengzhou (CN)

(73) Assignee: **zhengzhouaozhilaishangmaoyouxian gongsi**, Zhengzhou (CN)

(**) Term: **15 Years**

(21) Appl. No.: **29/761,694**

(22) Filed: **Dec. 11, 2020**

(51) **LOC (13) Cl.** **02-01**

(52) **U.S. Cl.**
USPC **D2/712**

(58) **Field of Classification Search**

USPC D2/700, 704, 705, 712, 713, 714, 715,
D2/716, 728, 731, 732, 733, 734, 738,
D2/742, 743, 749

CPC A41B 11/14; A41B 11/143; A41B 11/146;
A41B 9/00; A41B 9/001; A41B 9/002;
A41B 9/004; A41B 9/005; A41B 9/007;
A41B 9/008; A41B 9/02; A41B 9/023;
A41B 9/026; A41B 9/04; A41B 9/06;
A41B 9/08; A41D 1/06; A41D 1/08;
A41D 1/084; A41D 7/00; A41D 7/005;
A41D 13/0015; A41D 27/24; A41D
27/245; A41D 2400/24; A41D 2400/38;
A41D 17/02

See application file for complete search history.

(56) **References Cited**

U.S. PATENT DOCUMENTS

2,255,931	A *	9/1941	Kloster	A41B 9/02 2/404
2,486,499	A *	11/1949	Schoendorf	A41B 9/02 2/404
5,210,882	A *	5/1993	Moretz	D04B 21/14 2/403

(Continued)

OTHER PUBLICATIONS

Bamboo Mens Boxers for Men Underwear Shorts . . . [online]; [review question posted to the internet on Feb. 9, 2020]; [retrieved from the internet on Feb. 11, 2022]; URL: https://www.amazon.com/Bamboo-Underwear-Men-Boxer-Briefs/dp/B08RK1HYJP?ref_ast_sto_dp&th=1. (11 pages). (Year: 2020).*

Primary Examiner — Jasmine Mlinarcik

(74) *Attorney, Agent, or Firm* — Bayramoglu Law Offices LLC

(57) **CLAIM**

The ornamental design for a men's underwear, as shown and described.


DESCRIPTION

FIG. 1 is a front view of a men's underwear showing my new design in a laid flat configuration; FIG. 2 is a rear view thereof in the laid flat configuration; FIG. 3 is a front perspective view thereof in a wearing configuration; FIG. 4 is a rear perspective view thereof in the wearing configuration; FIG. 5 is a front view thereof with an opening in the laid flat configuration; FIG. 6 is a rear view thereof with the opening in the laid flat configuration; FIG. 7 is a front perspective view thereof with the opening in the wearing configuration; and, FIG. 8 is a rear perspective view thereof with the opening in the wearing configuration.

The broken lines depict stitches that form a part of the claimed design.

The dot-dash broken lines showing a support are for the purpose of illustrating the environmental structure and form no part of the claimed design.

1 Claim, 8 Drawing Sheets



(56)

References Cited

U.S. PATENT DOCUMENTS

5,555,568 A * 9/1996 Yon A41B 9/02
 2/403
 D423,188 S * 4/2000 Raffali D2/700
 6,401,250 B1 * 6/2002 McNabb A41D 1/06
 2/78.2
 7,017,193 B2 * 3/2006 Auger A41B 9/023
 2/403
 D553,826 S * 10/2007 Austin D2/716
 D646,047 S * 10/2011 Arensdorf D2/738
 D711,070 S * 8/2014 Lecigne D2/712
 D716,525 S * 11/2014 Astin D2/712
 D735,444 S * 8/2015 Harris D2/712
 D756,069 S * 5/2016 Astin D2/712
 D783,938 S * 4/2017 Todd D2/731
 D790,157 S * 6/2017 Handlon D2/731
 9,687,030 B2 * 6/2017 Bigney A41B 9/02
 10,053,804 B2 * 8/2018 Frantz D04B 1/243
 D848,110 S * 5/2019 Harris A41B 9/026
 D2/712
 D850,059 S * 6/2019 Cai D2/712
 D864,523 S * 10/2019 Diamond D2/712
 D908,316 S * 1/2021 Berger D2/731
 D913,632 S * 3/2021 Franco D2/712
 D917,127 S * 4/2021 Chisholm D2/712
 D921,329 S * 6/2021 Liu D2/731
 D922,730 S * 6/2021 Bae D2/712
 2012/0124712 A1 * 5/2012 Vanlandingham ... B65D 75/008
 2/400

* cited by examiner

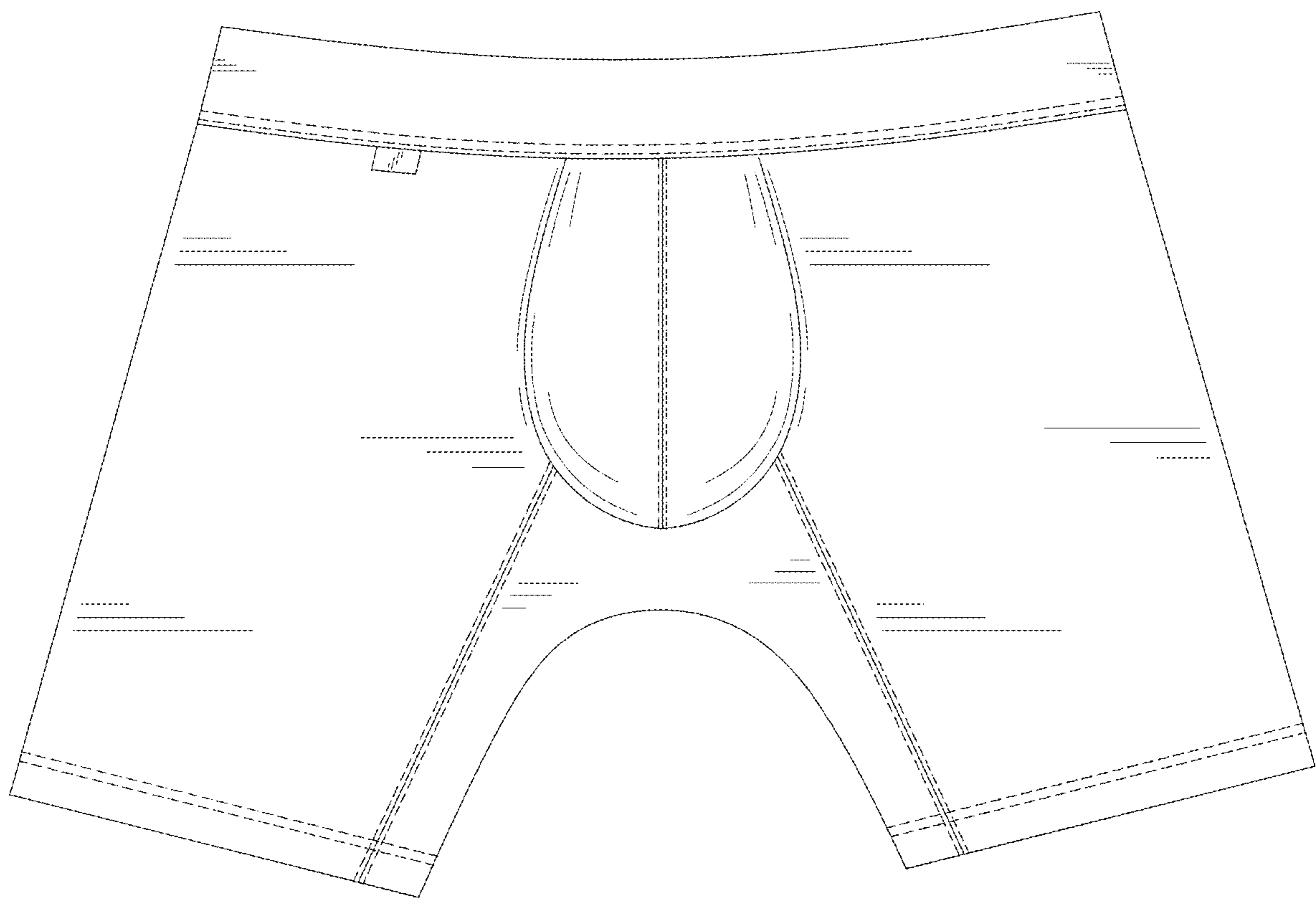


FIG. 1

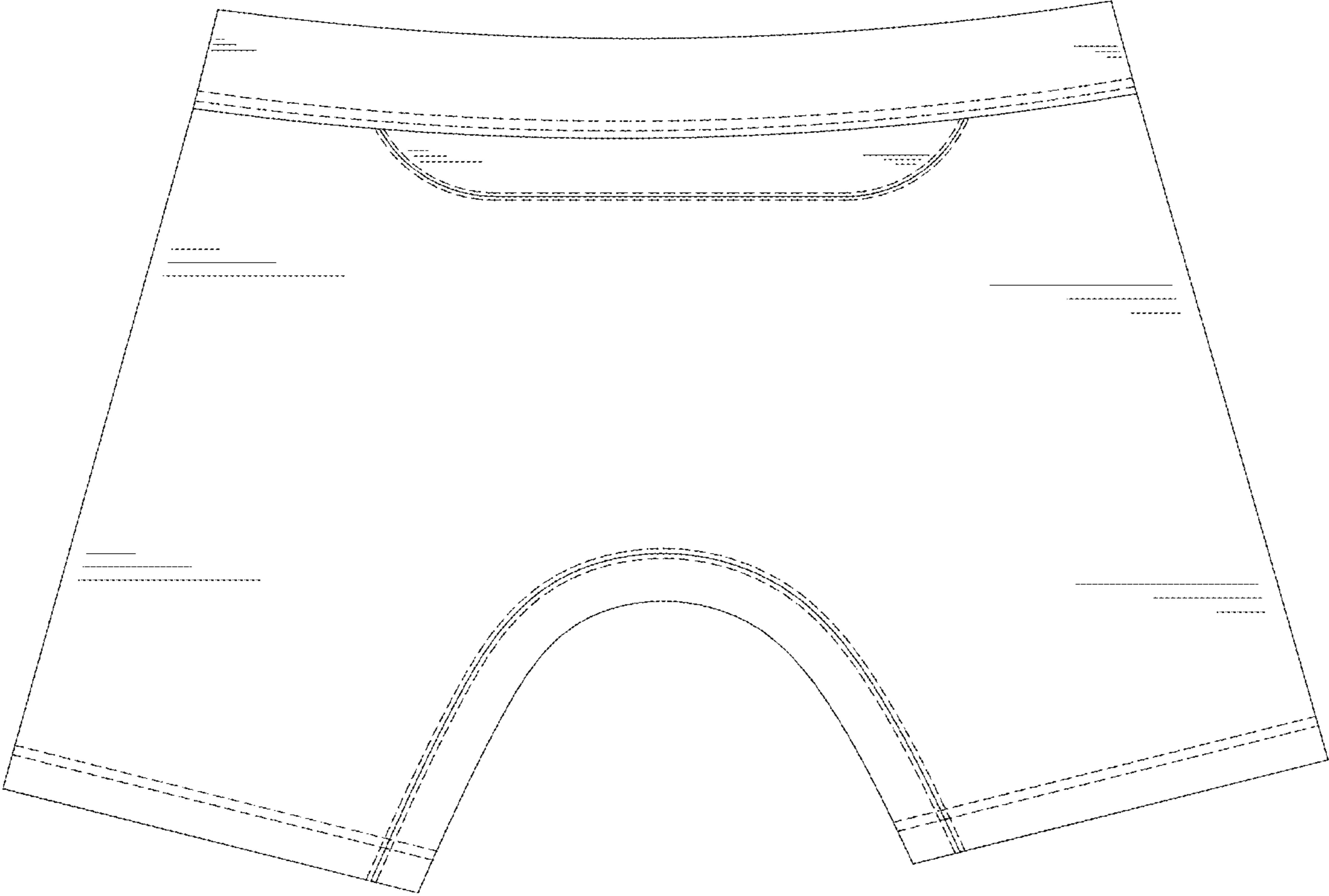


FIG. 2




FIG. 3

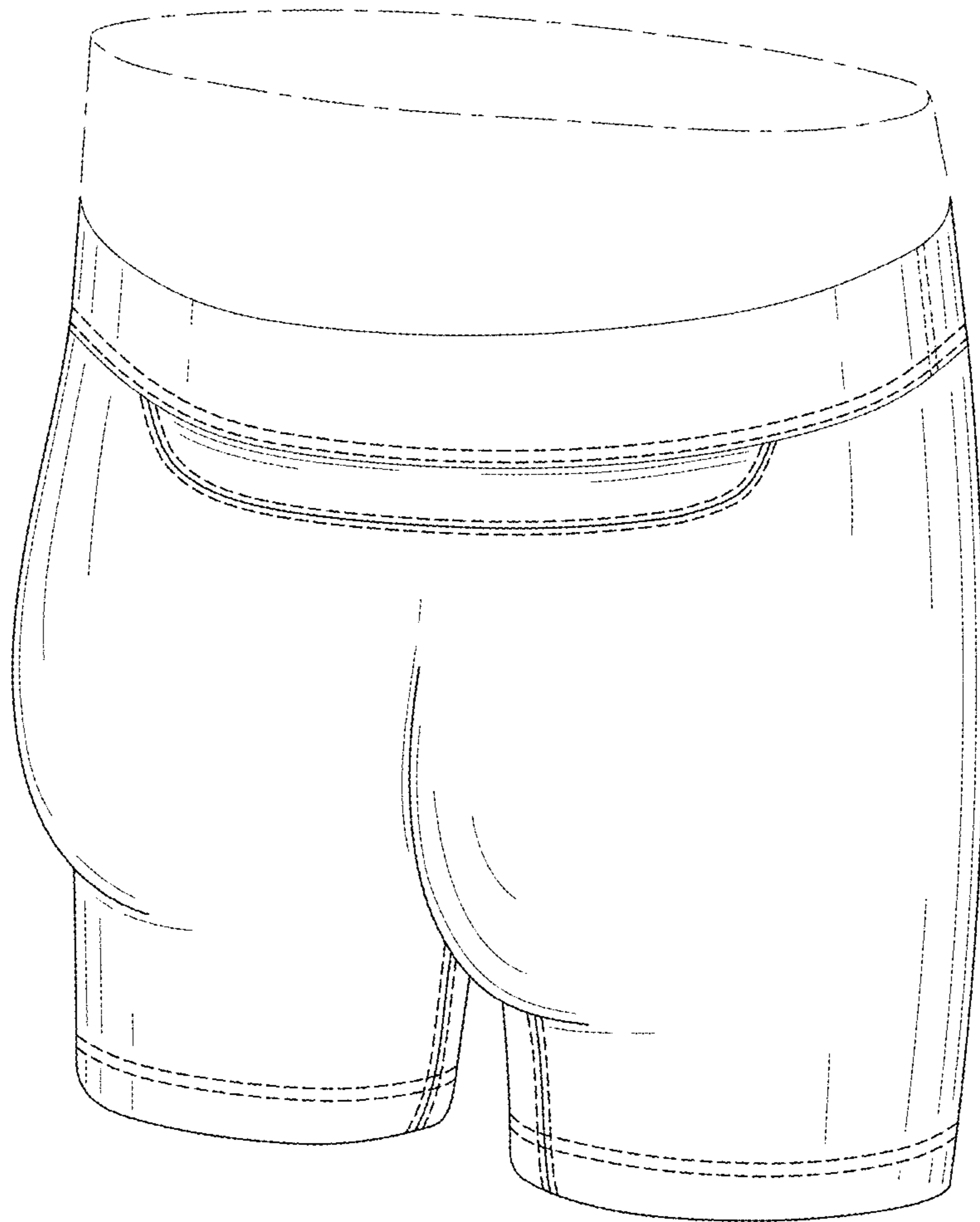


FIG. 4

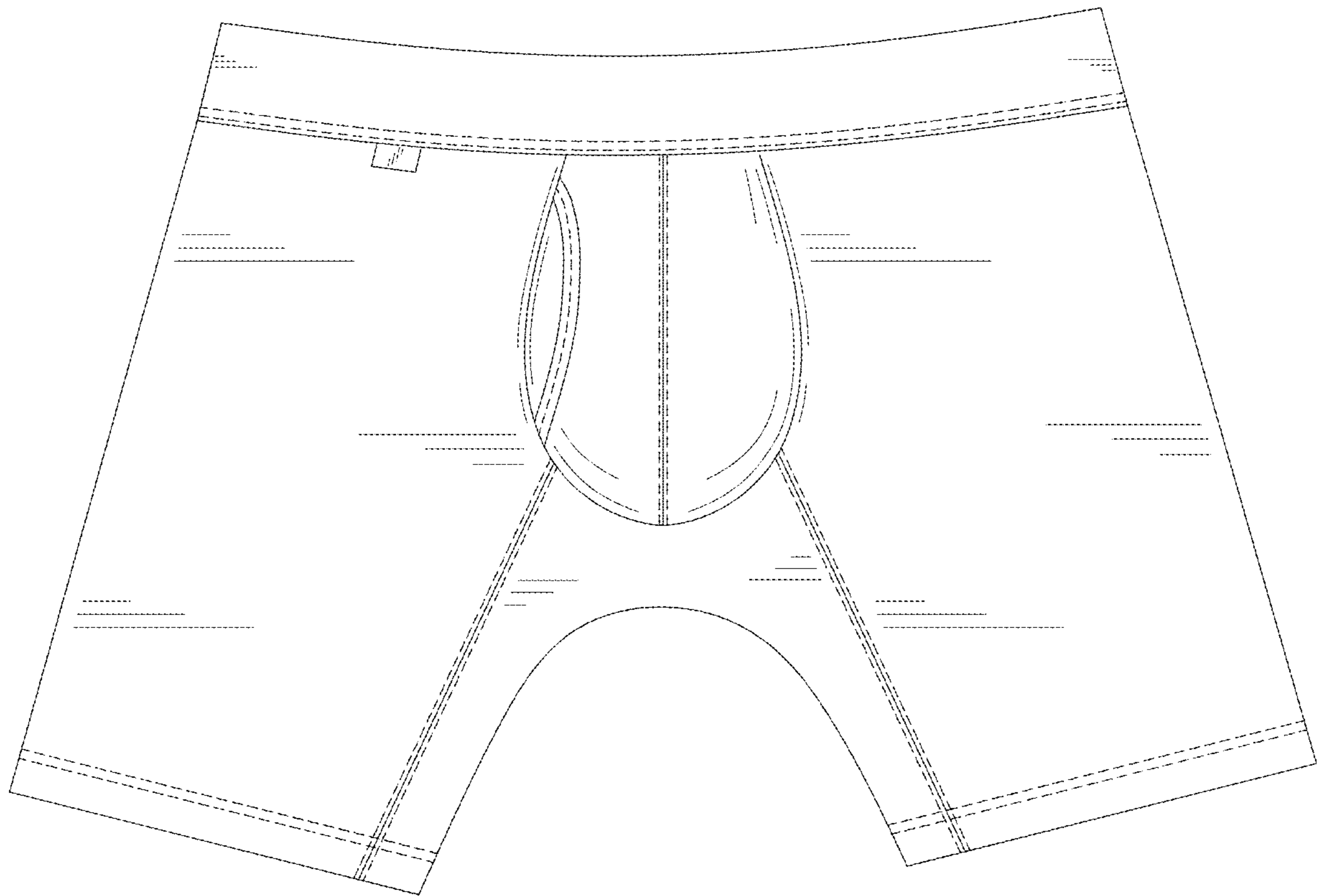


FIG. 5

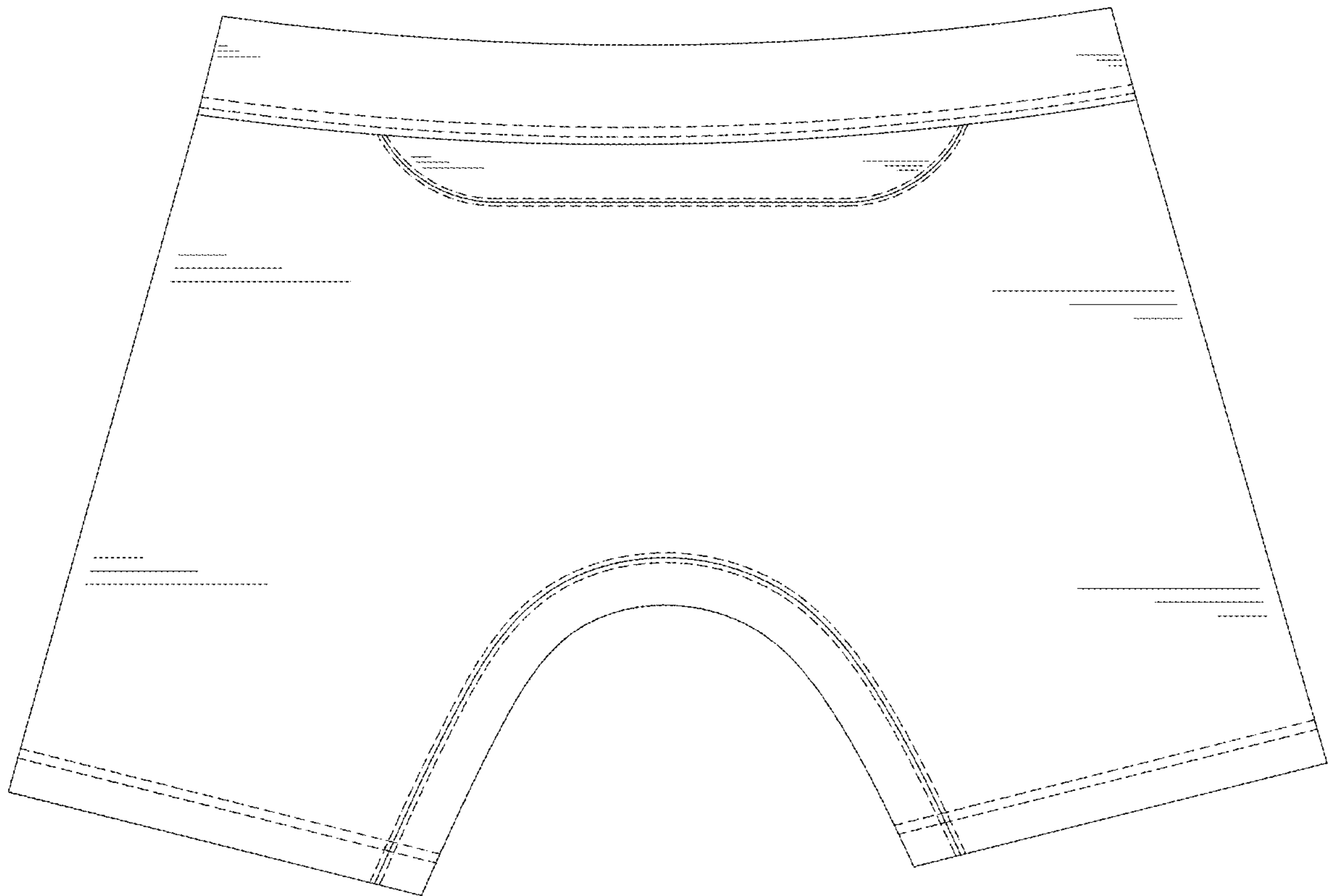


FIG. 6




FIG. 7

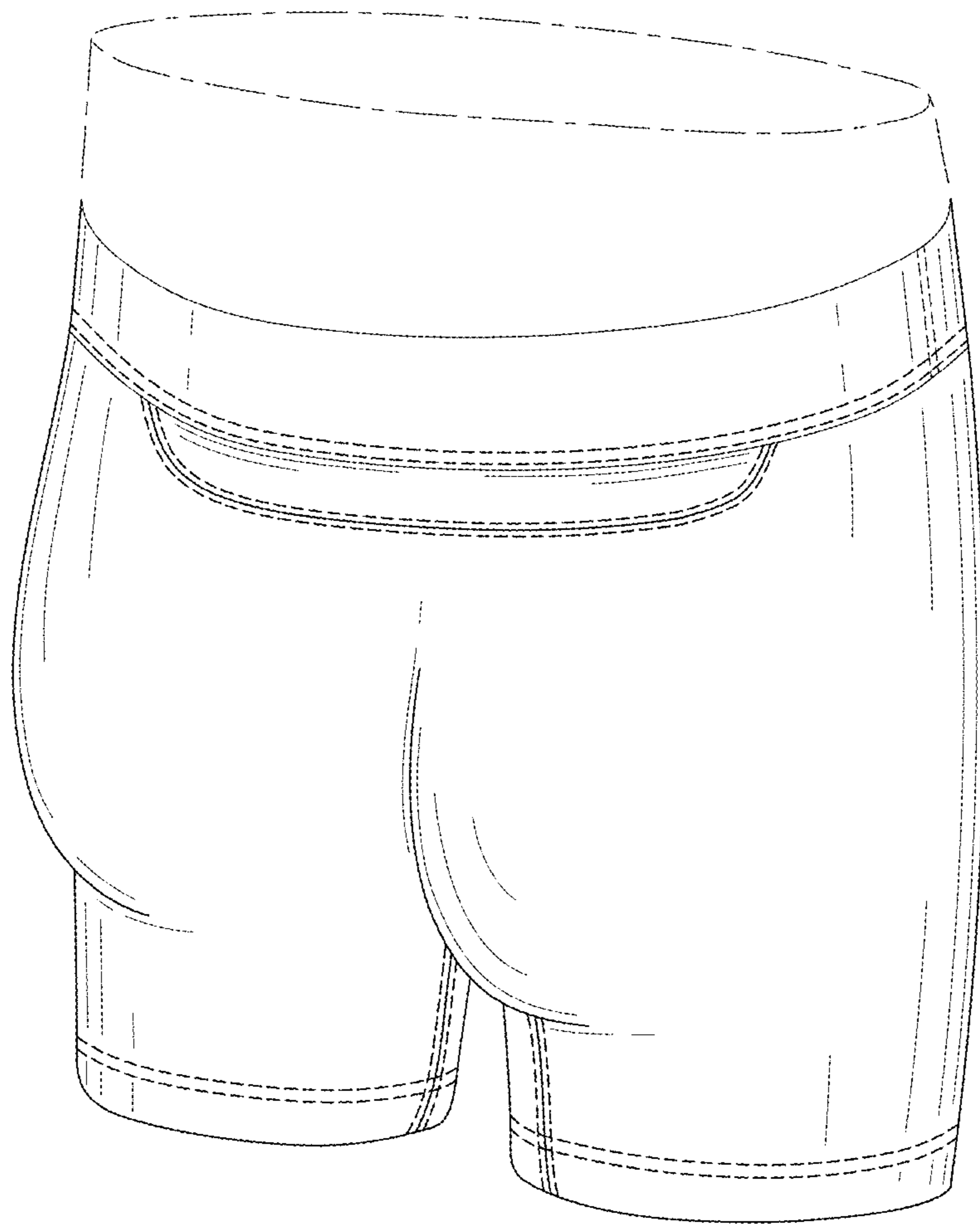


FIG. 8