



US00D953684S

(12) **United States Design Patent**
Khan

(10) **Patent No.:** **US D953,684 S**

(45) **Date of Patent:** **** May 31, 2022**

- (54) **HEARTFELT URN**
- (71) Applicant: **Mohammad Naseem Khan,**
Moradabad (IN)
- (72) Inventor: **Mohammad Naseem Khan,**
Moradabad (IN)
- (**) Term: **15 Years**
- (21) Appl. No.: **29/717,901**
- (22) Filed: **Dec. 19, 2019**
- (51) **LOC (13) Cl.** **99-00**
- (52) **U.S. Cl.**
USPC **D99/5; D99/3**
- (58) **Field of Classification Search**
USPC D99/5, 3; D9/629, 414, 432, 771, 556,
D9/774, 778; D1/106, 107, 199; 27/1, 2,
27/6, 35; D11/152, 155, 86, 103;
220/228; 63/18
CPC A61G 17/00; A61G 17/08
See application file for complete search history.

(56) **References Cited**

U.S. PATENT DOCUMENTS

- 2,169,382 A * 8/1939 Di Domenico B65D 5/32
229/116.2
- 2,450,620 A * 10/1948 Speicher A44C 17/006
63/18
- 2,451,913 A * 10/1948 Brice B29C 70/70
428/67
- 2,604,254 A * 7/1952 Rosenfield B65D 5/32
229/116.2
- D169,367 S * 4/1953 Ferraro D9/629
- 3,016,178 A * 1/1962 Knocks B65D 11/10
229/116.2
- D192,673 S * 4/1962 Silson D28/4
- 3,135,456 A * 6/1964 Palazzolo E05D 1/02
229/125.11
- D210,689 S * 4/1968 Rhoades D10/92

- D212,675 S * 11/1968 Ehrenfeld D9/629
- 3,610,510 A * 10/1971 Lowry B65D 21/0234
229/116.2
- D239,596 S * 4/1976 Dogliotti D9/629
- D250,699 S * 1/1979 Barr D11/103
- D252,161 S * 6/1979 Flower D28/87
- D252,590 S * 8/1979 Peretti D28/80
- 4,542,631 A * 9/1985 Esser, III A44C 25/00
206/457
- D281,339 S * 11/1985 Hinnen D21/478
- D289,020 S * 3/1987 Bond D11/56
- D296,762 S * 7/1988 Sato D9/629
- D296,871 S * 7/1988 Sato D9/629
- D310,688 S * 9/1990 Windorski D19/75
- D316,112 S * 4/1991 Windorski D19/75
- 5,006,375 A * 4/1991 Mangan A44C 25/00
40/406
- D322,515 S * 12/1991 Her D3/221
- D325,004 S * 3/1992 Tubbs D11/131

(Continued)

Primary Examiner — Paula Allen Greene
(74) *Attorney, Agent, or Firm* — David W. Carstens;
James D. Tuck; Carstens & Cahoon, LLP

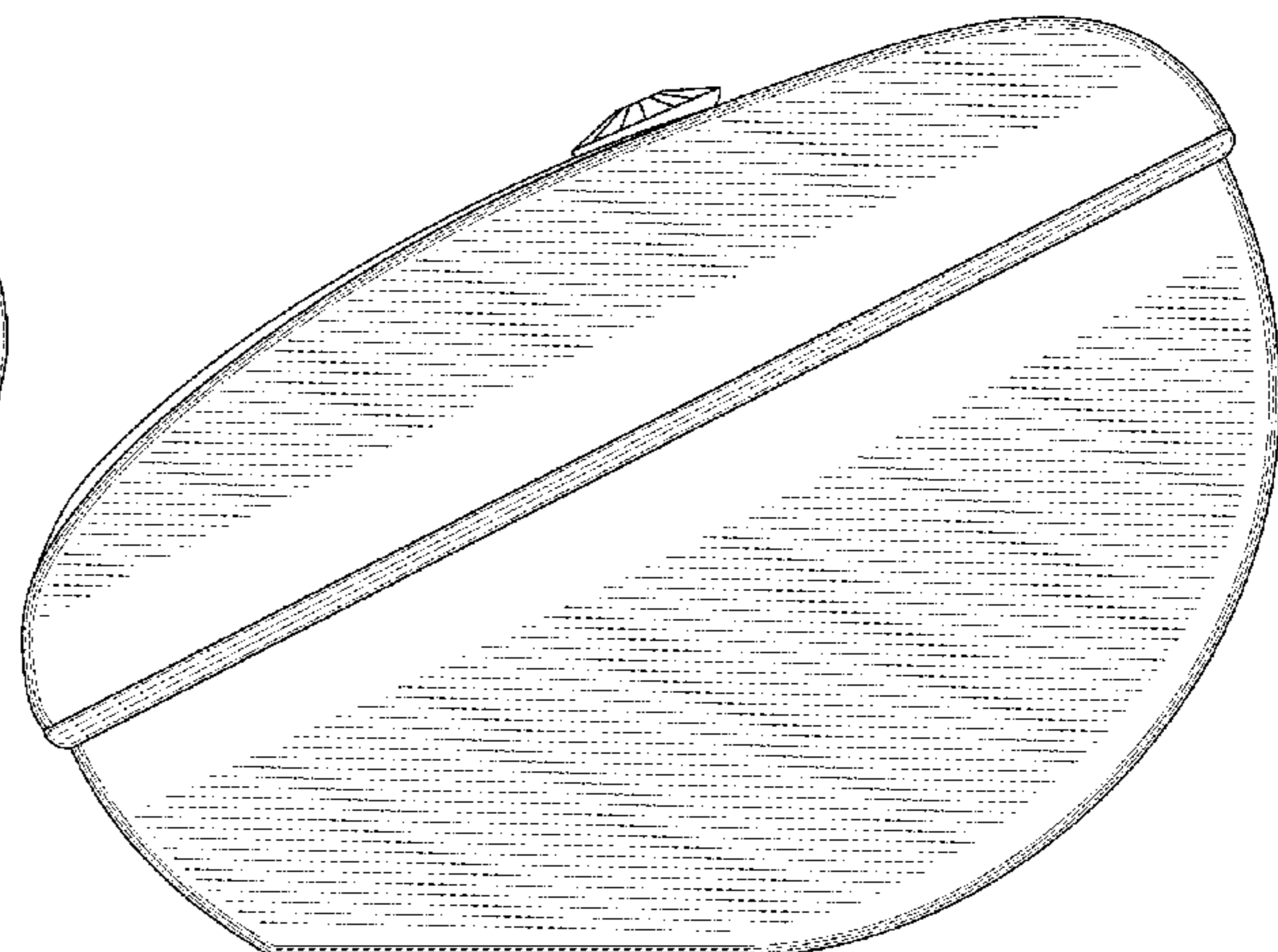
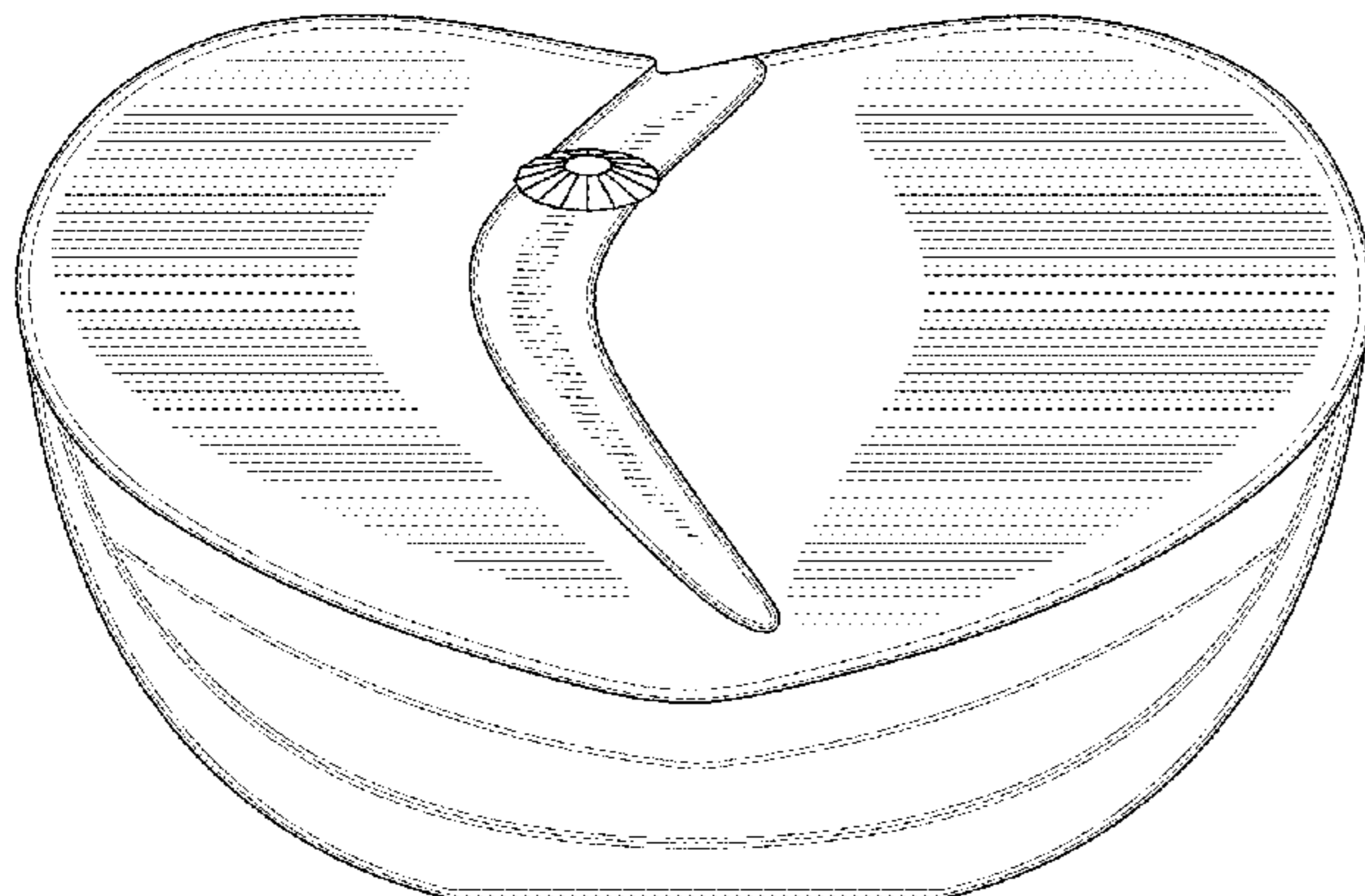
(57) **CLAIM**

The ornamental design for a heartfelt urn, as shown and described.

DESCRIPTION

FIG. 1 is a front perspective view of a heartfelt urn of the present invention;
FIG. 2 is a rear view thereof;
FIG. 3 is a right side view thereof;
FIG. 4 is a left side view thereof;
FIG. 5 is a top plan view thereof;
FIG. 6 is a bottom plan view thereof; and
FIG. 7 is a top perspective view thereof; and,
FIG. 8 is a rear elevation view thereof.
The broken lines depict environment that forms no part of the claimed design.

1 Claim, 8 Drawing Sheets



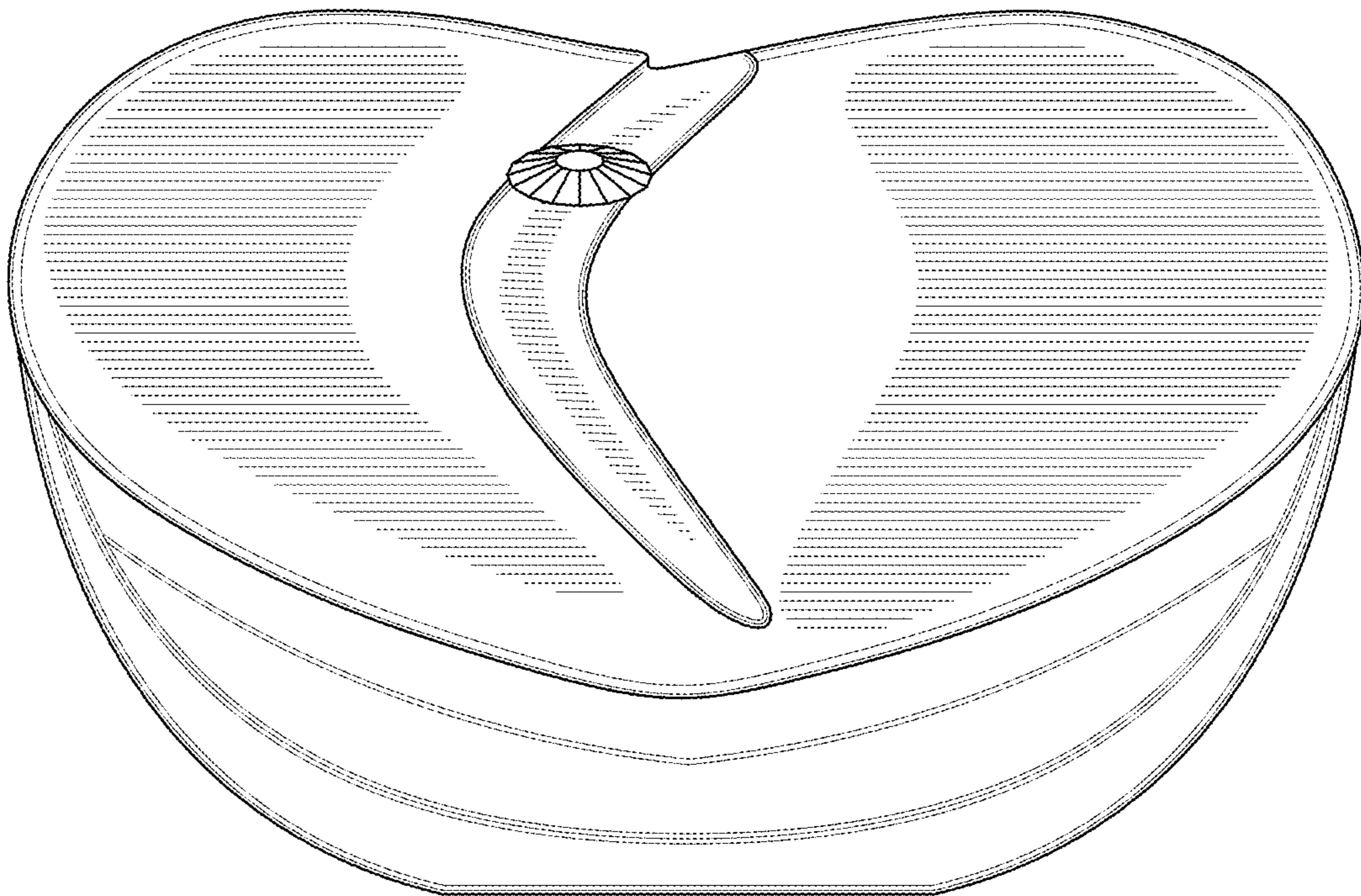


FIG. 1

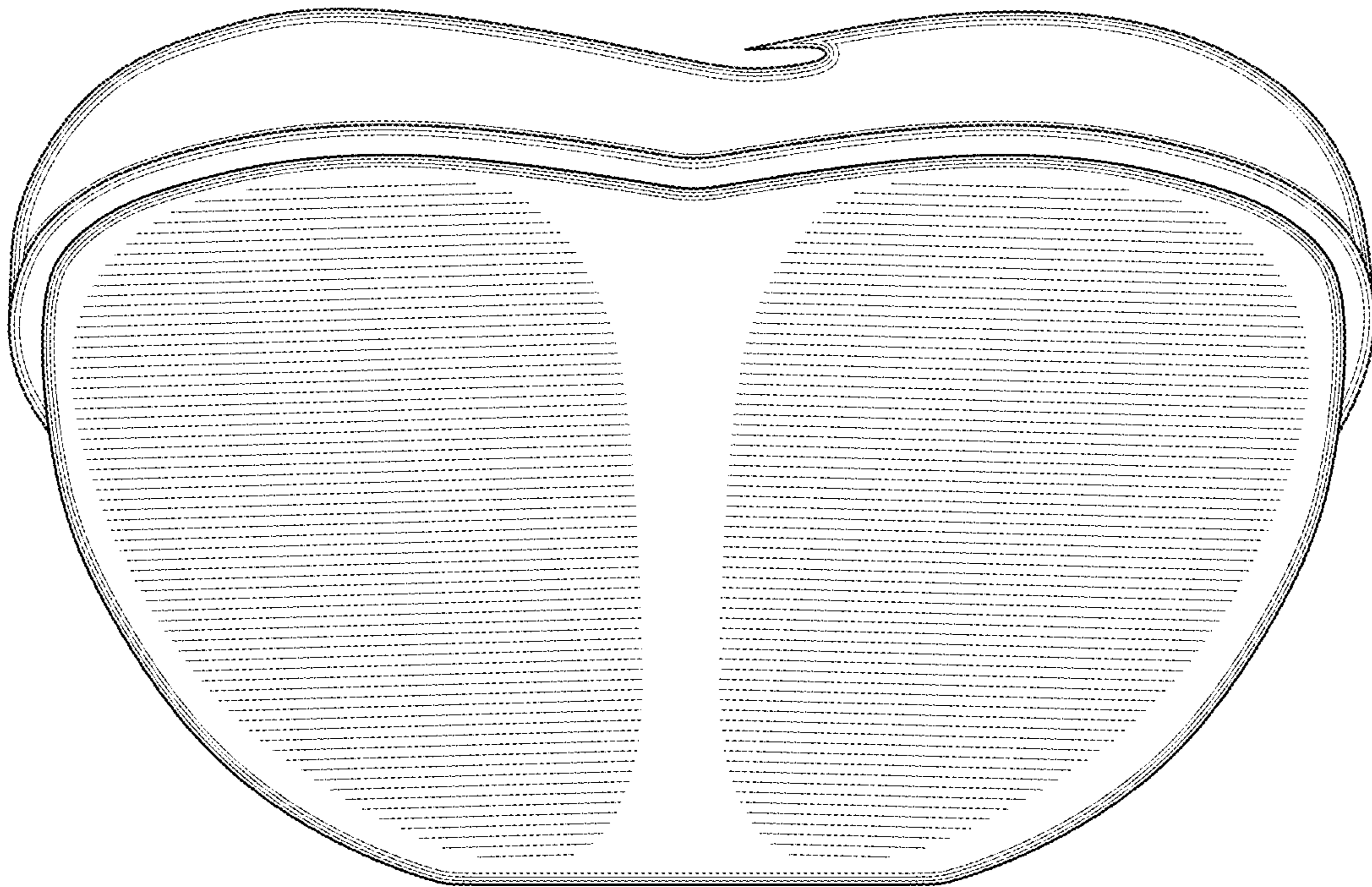


FIG. 2




FIG. 3




FIG. 4

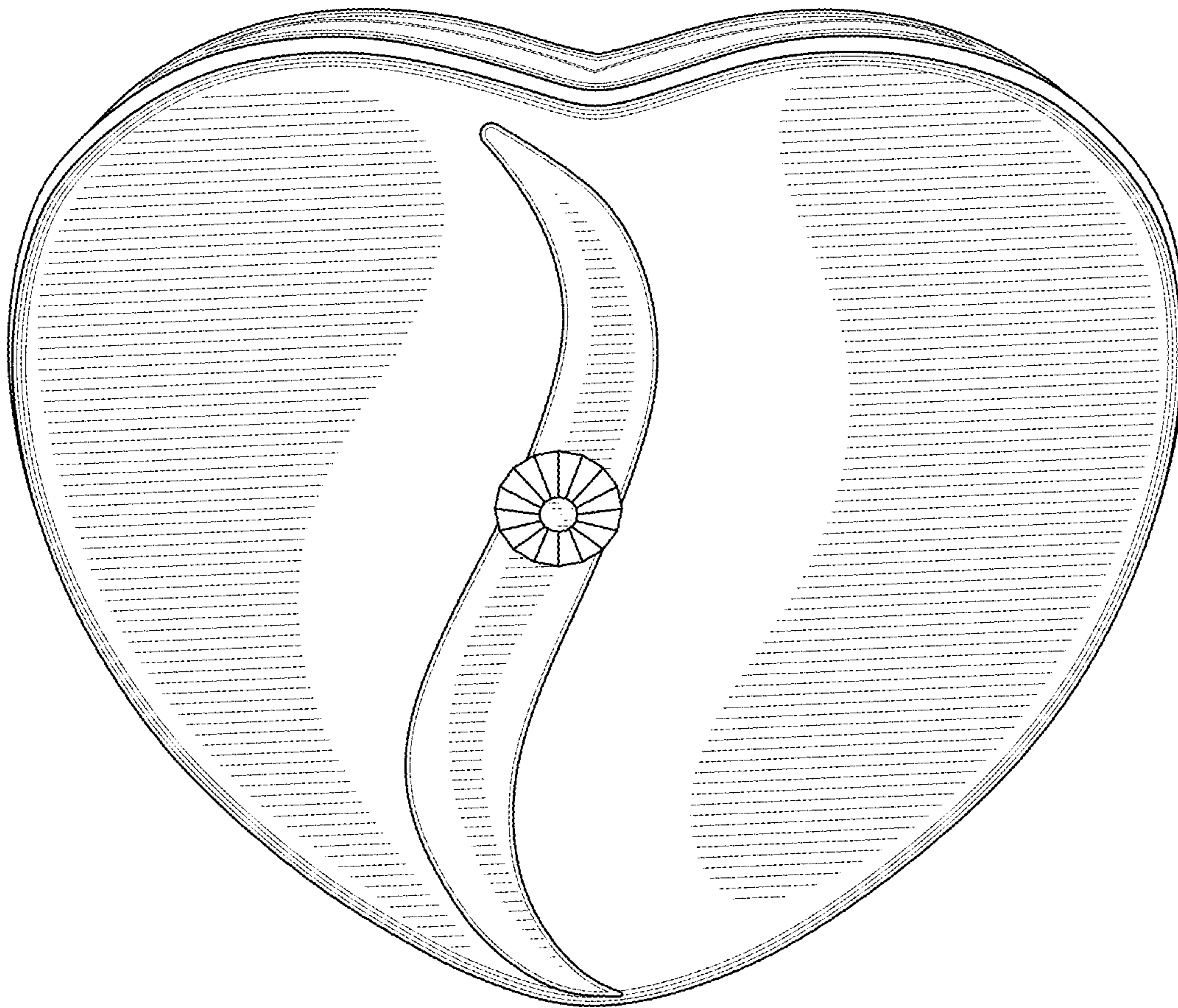


FIG. 5




FIG. 6

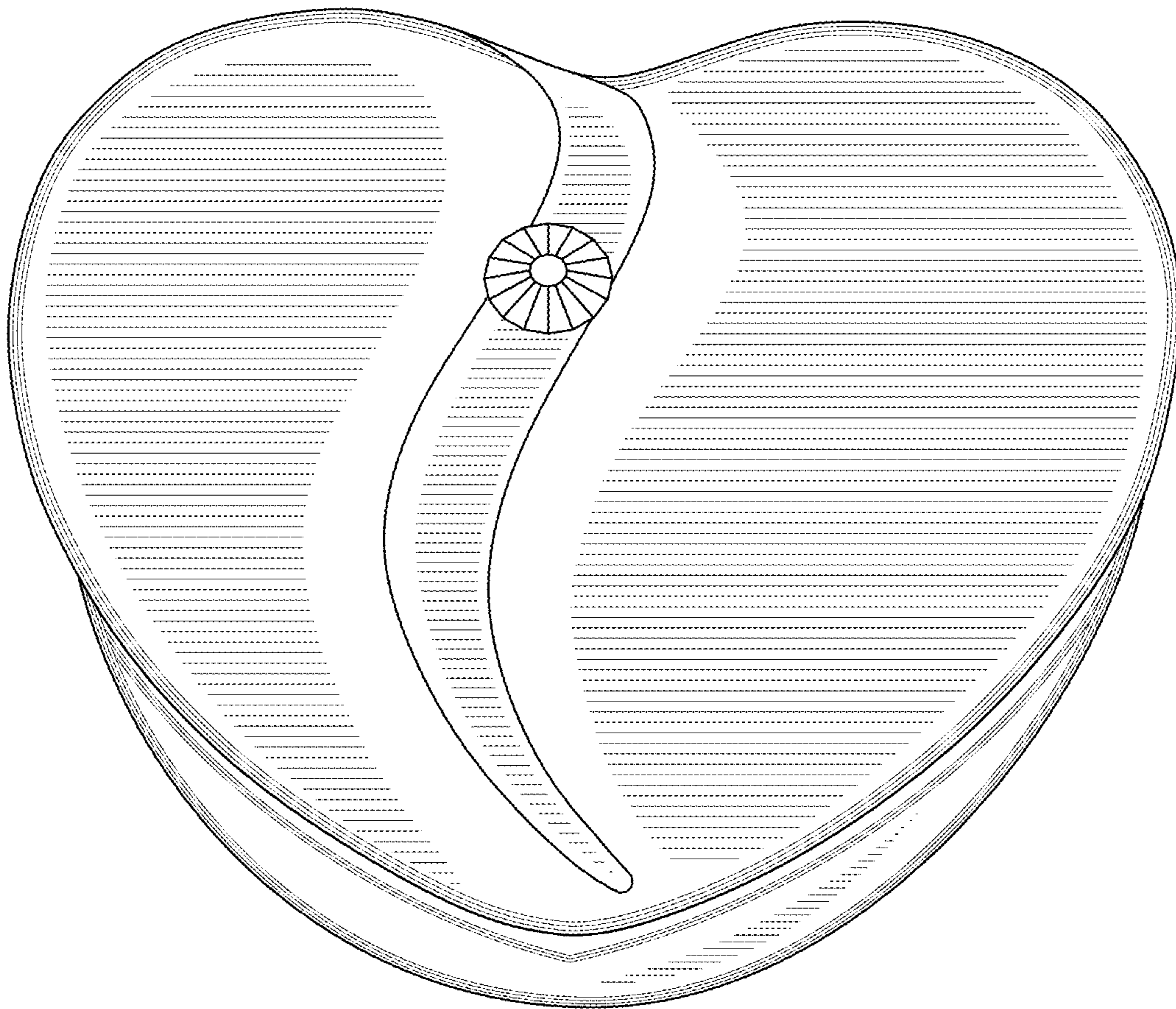


FIG. 7

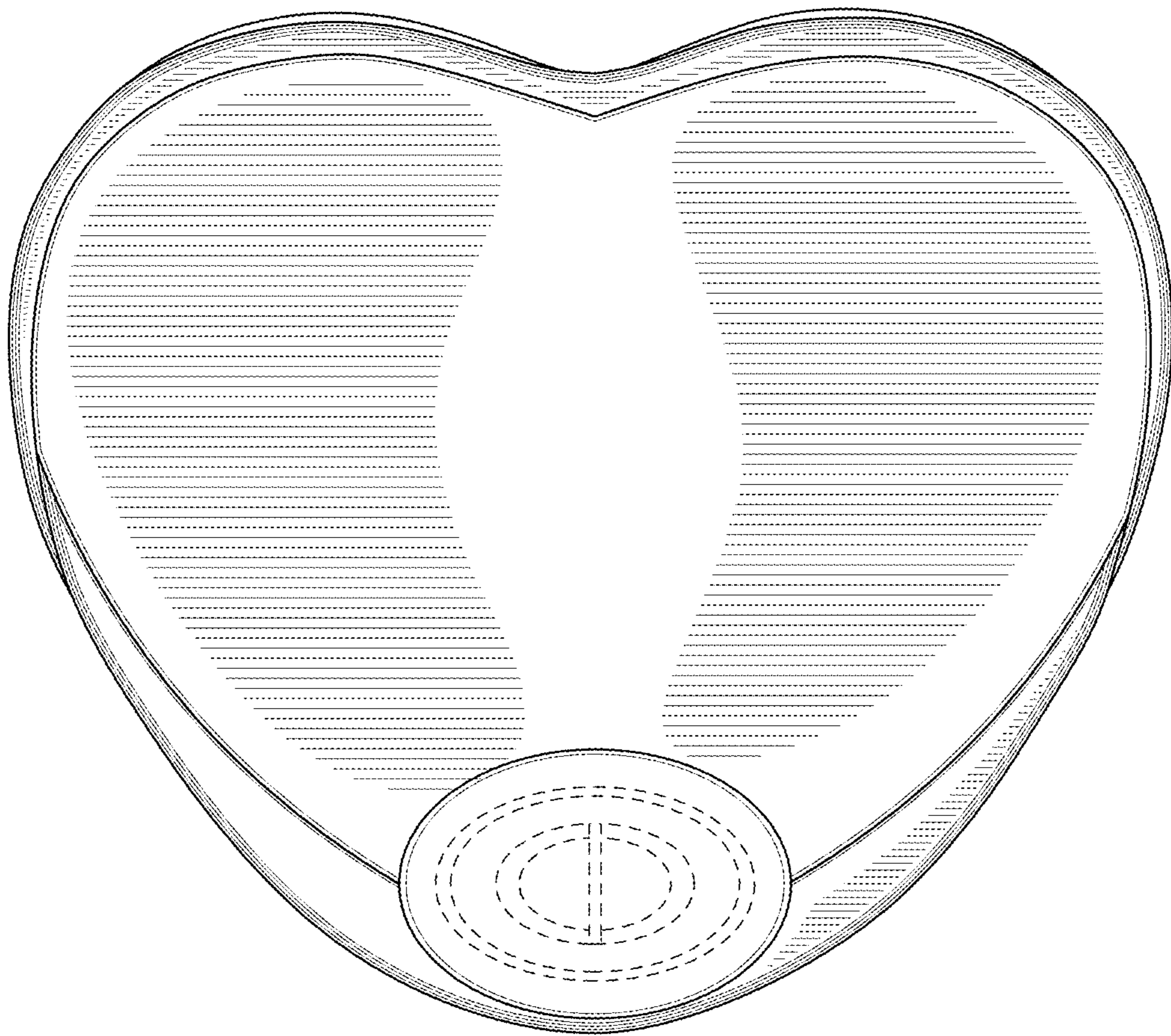


FIG. 8