



US00D953639S

(12) **United States Design Patent**
Wang

(10) **Patent No.:** **US D953,639 S**
(45) **Date of Patent:** **** May 31, 2022**

- (54) **HAIR STRAIGHTENER**
- (71) Applicant: **Danli Wang**, Guangdong (CN)
- (72) Inventor: **Danli Wang**, Guangdong (CN)
- (73) Assignee: **Shenzhen Chuangpin Intelligent Electric Co., Ltd**, Guangdong (CN)
- (**) Term: **15 Years**
- (21) Appl. No.: **29/735,787**
- (22) Filed: **May 25, 2020**
- (51) **LOC (13) Cl.** **28-03**
- (52) **U.S. Cl.**
USPC **D28/35**
- (58) **Field of Classification Search**
USPC D28/35, 10, 37, 38
CPC A45D 2/00; A45D 2/001; A45D 2/002;
A45D 2/02-10; A45D 2/38-42; A45D
2001/045; A45D 1/16; A45D 1/04; A45D
1/06-14; A45D 1/18; A45D 6/04; A45D
6/08; A45D 6/00
See application file for complete search history.

- D865,287 S * 10/2019 Feng D28/35
- 10,617,189 B2 * 4/2020 Lee A45D 1/28
- D910,237 S * 2/2021 Russo D28/35
- D919,178 S * 5/2021 Knox D28/35
- D919,179 S * 5/2021 Knox D28/35
- D919,180 S * 5/2021 Knox D28/35

OTHER PUBLICATIONS

Hair Straightner By: Marie Claire found on line Jul. 15, 2021 https://www.sephora.com/product/dyson-corrade-cordless-hair-straightener-flat-iron-P15975348?country_switch= Mar. 12, 2020.*
HairStraightner By: Dyson found on line Jul. 15, 2021 <https://www.flipkart.com/marie-claire-c24-hair-straightener/p/itm6e442cbfbc121?pid=HSTFYN6FMHUFDMZE&lid=>.*

* cited by examiner

Primary Examiner — Rebecca Tsehaye

(57) **CLAIM**

The ornamental design for a hair straightener, as shown and described.

DESCRIPTION

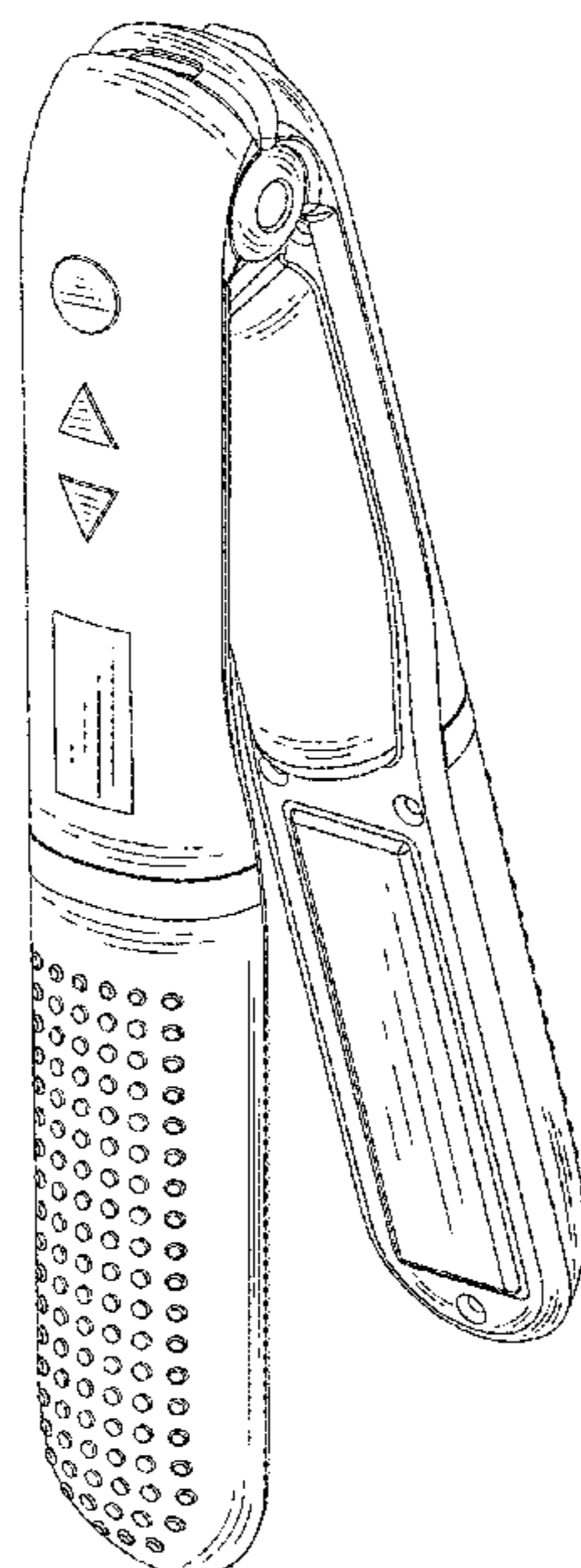
FIG. 1 is a perspective view of a hair straightener showing my new design;
FIG. 2 is a front elevation view thereof;
FIG. 3 is a rear elevation view thereof;
FIG. 4 is a left side elevation view thereof;
FIG. 5 is a right side elevation view thereof;
FIG. 6 is a top plan view thereof;
FIG. 7 is a bottom plan view thereof; and,
FIG. 8 is an enlarged view of a hair straightener taken from the circle portion in FIG. 7.
The broken lines in the drawings depict portions of the hair straightener that form no part of the claimed design. The additional broken lines in FIGS. 7 and 8 are for purposes of annotating the enlarged view and form no part of the claimed design.

1 Claim, 8 Drawing Sheets

(56) **References Cited**

U.S. PATENT DOCUMENTS

- D559,447 S * 1/2008 Leung D28/35
- D561,936 S * 2/2008 Leung D28/35
- D596,789 S * 7/2009 Rizzuto D28/35
- D596,790 S * 7/2009 Rizzuto D28/35
- D606,254 S * 12/2009 Leung D28/35
- D606,255 S * 12/2009 Leung D28/35
- D606,256 S * 12/2009 Leung D28/35
- D650,941 S * 12/2011 Sidebotham D28/35
- D672,087 S * 12/2012 Julemont D28/35
- D672,089 S * 12/2012 Julemont D28/35
- D698,486 S * 1/2014 Deng D28/35
- D859,740 S * 9/2019 Grienaar D28/35



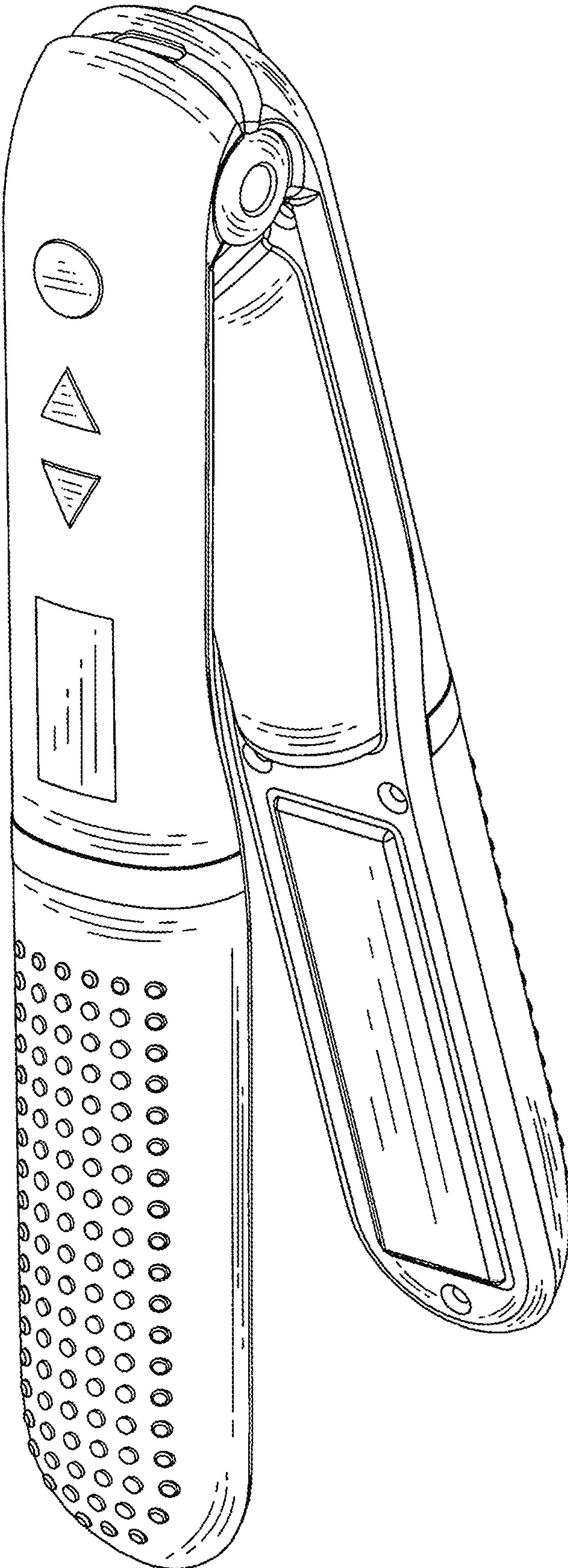


FIG. 1

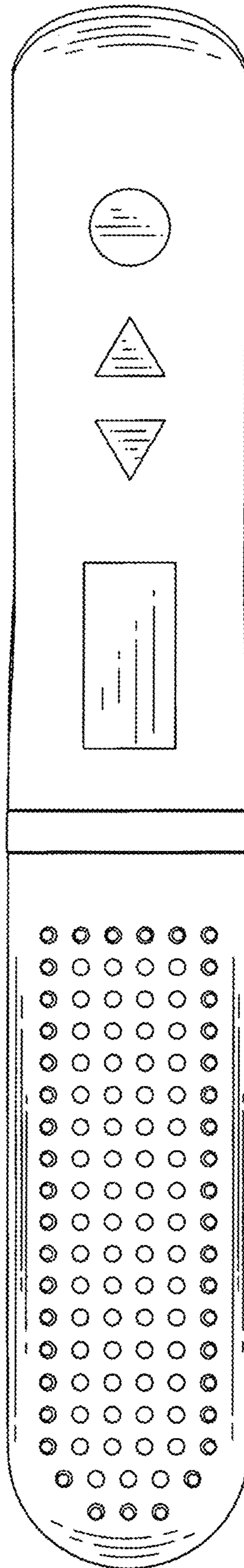


FIG. 2




FIG. 3

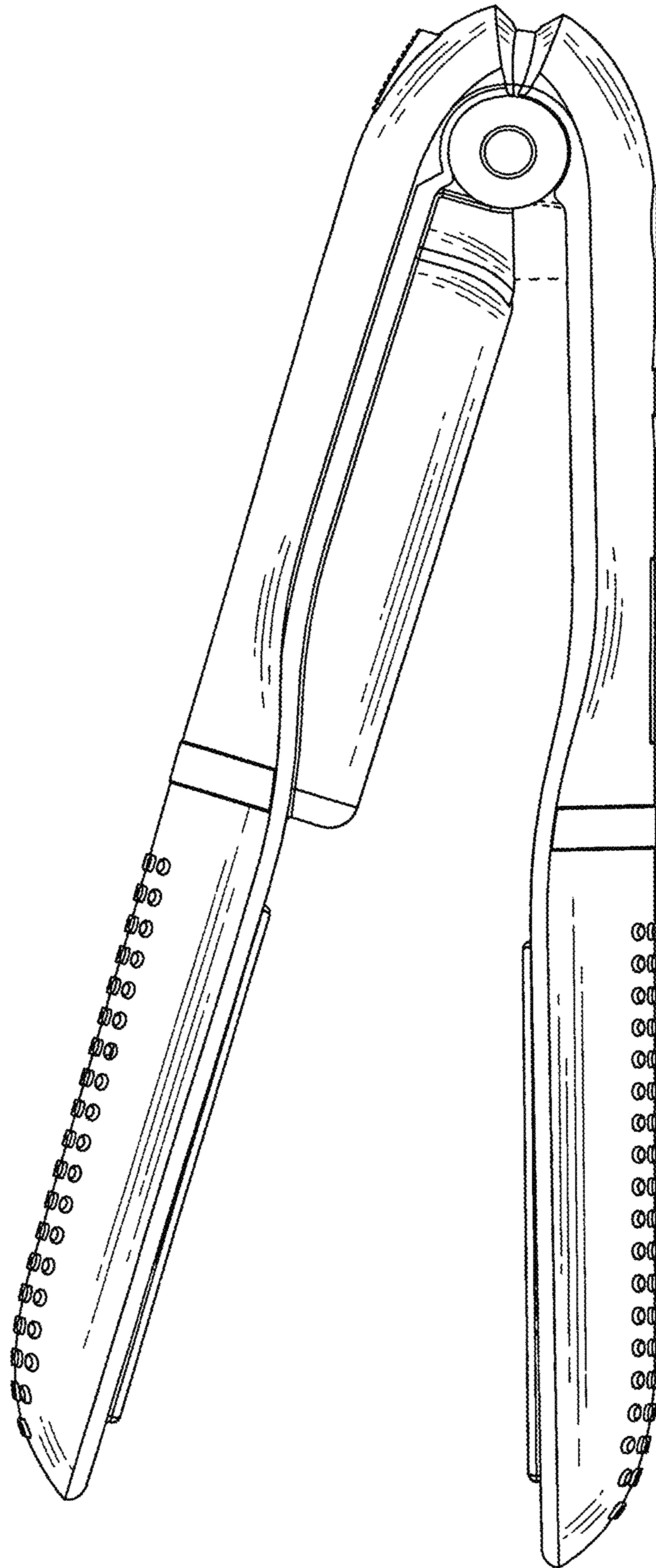


FIG. 4

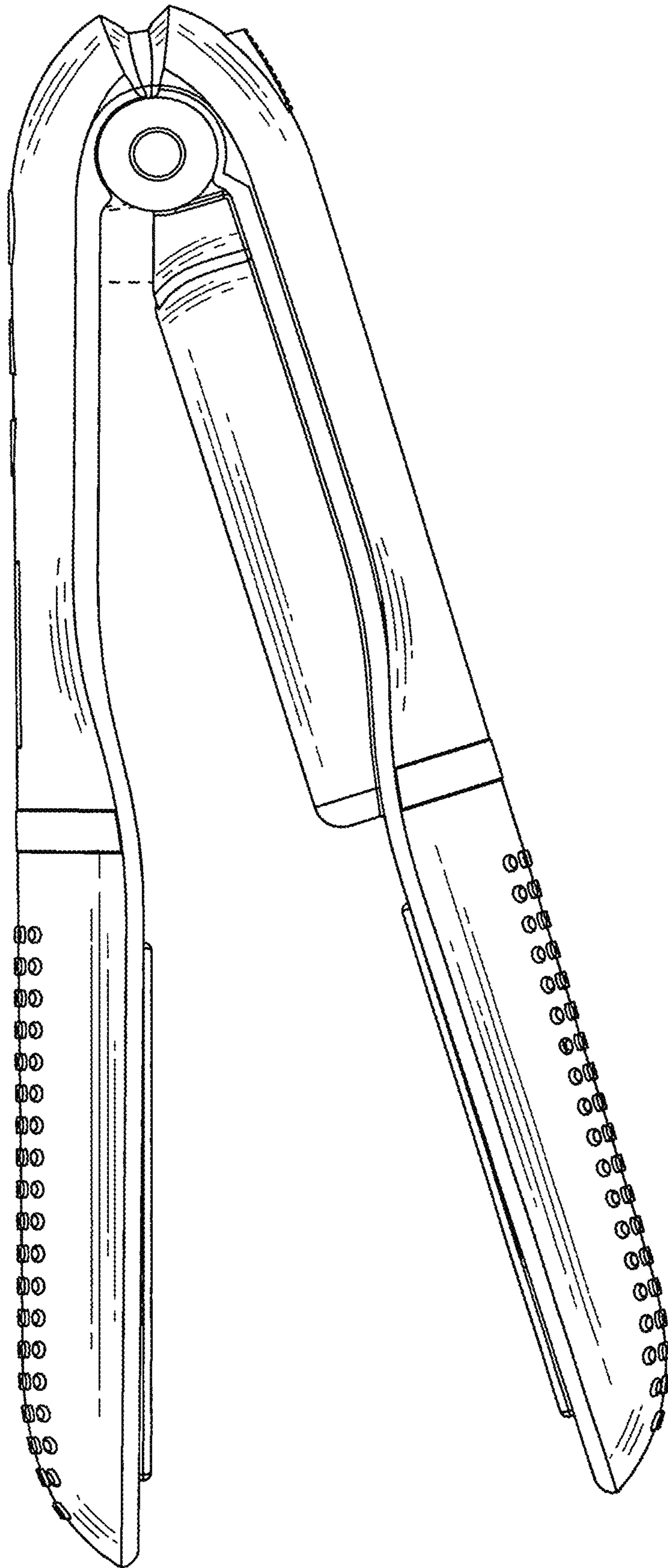


FIG. 5

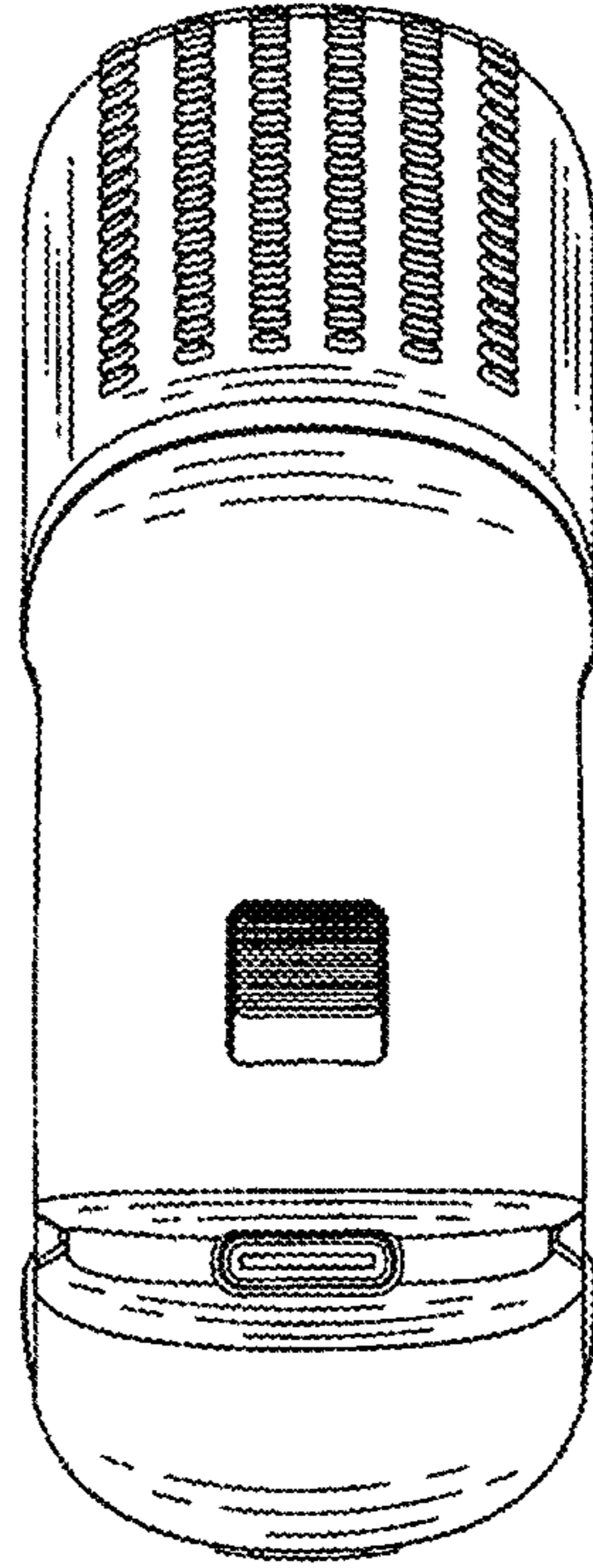


FIG. 6

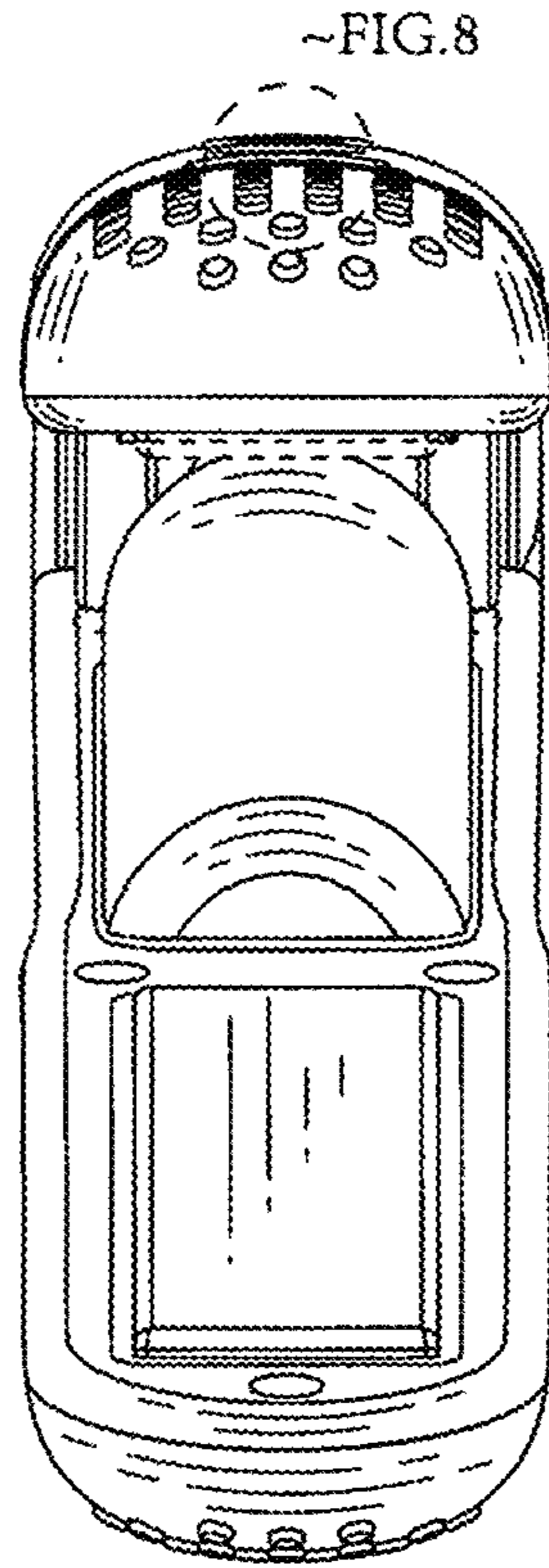


FIG. 7

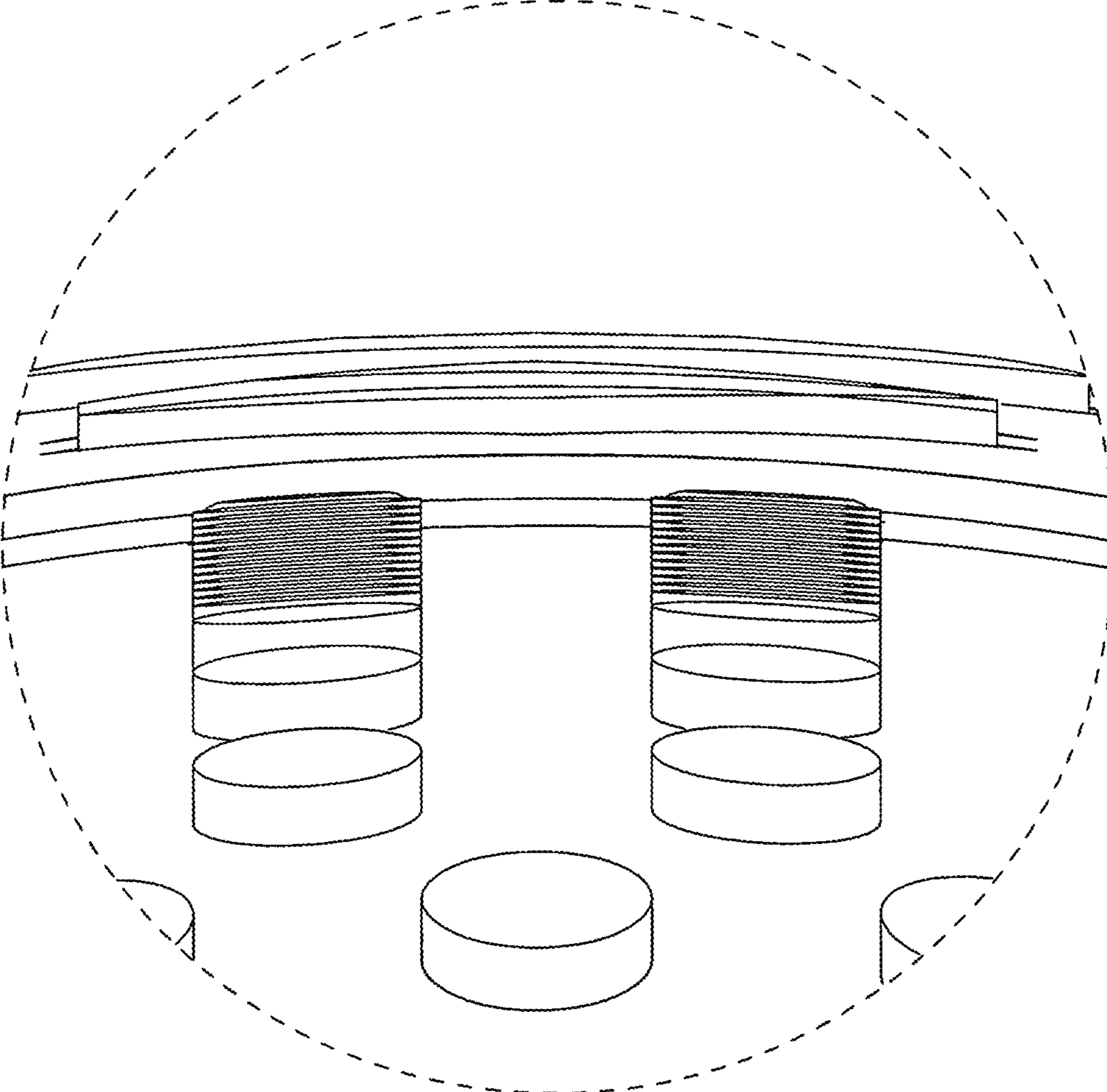


FIG. 8