

US00D953632S

(12) **United States Design Patent**  
**Jin**

(10) **Patent No.:** **US D953,632 S**

(45) **Date of Patent:** **\*\* May 31, 2022**

(54) **HAIR DRYER**

(71) Applicant: **Shenzhen DJ Innovation Industry Co., Ltd**, Shenzhen (CN)

(72) Inventor: **Bo Jin**, Shenzhen (CN)

(\*\*) Term: **15 Years**

(21) Appl. No.: **29/757,176**

(22) Filed: **Nov. 4, 2020**

(30) **Foreign Application Priority Data**

Jul. 31, 2020 (CN) ..... 202030430130.5

(51) **LOC (13) Cl.** ..... **28-03**

(52) **U.S. Cl.**  
USPC ..... **D28/13**

(58) **Field of Classification Search**  
USPC ..... D28/12-19; D8/29.1  
CPC ..... A45D 20/00; A45D 20/04; A45D 20/08;  
A45D 20/10; A45D 20/12; A45D  
2020/128  
See application file for complete search history.

(56) **References Cited**

**U.S. PATENT DOCUMENTS**

D239,883 S \* 5/1976 Long ..... D28/13  
D246,606 S \* 12/1977 Cousins ..... D28/18

D250,722 S \* 1/1979 Cousins ..... D28/16  
D255,052 S \* 5/1980 Haase ..... D28/15  
D299,976 S \* 2/1989 Elkerbout ..... D28/13  
D401,382 S \* 11/1998 Seifert ..... D28/35  
D758,010 S \* 5/2016 Bates ..... D28/13  
D850,001 S \* 5/2019 Coulton ..... D28/18  
D853,637 S \* 7/2019 Coulton ..... D28/18  
D866,067 S \* 11/2019 Thompson ..... D28/13  
D875,309 S \* 2/2020 Liao ..... D28/15  
D890,426 S \* 7/2020 Liao ..... D28/13

\* cited by examiner

*Primary Examiner* — Zenia I Bennett

(57) **CLAIM**

The ornamental design for a hair dryer, as shown and described.

**DESCRIPTION**

FIG. 1 is a perspective view of a hair dryer showing my new design;

FIG. 2 is a front view thereof;

FIG. 3 is a back view thereof;

FIG. 4 is a left side view thereof;

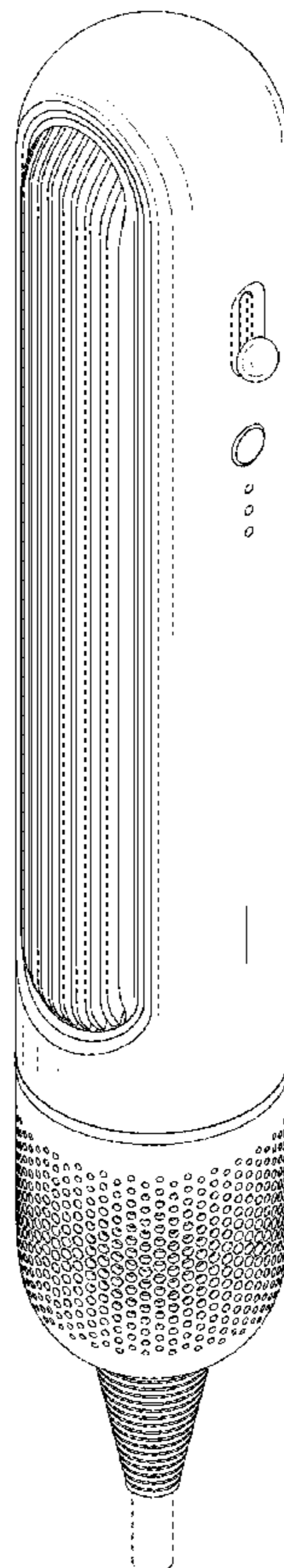
FIG. 5 is a right side view thereof;

FIG. 6 is a top view thereof; and,

FIG. 7 is a bottom view thereof.

The broken lines shown in the drawings depict portions of the hair dryer in which the design is embodied that form no part of the claimed design.

**1 Claim, 7 Drawing Sheets**






FIG. 1




FIG. 2

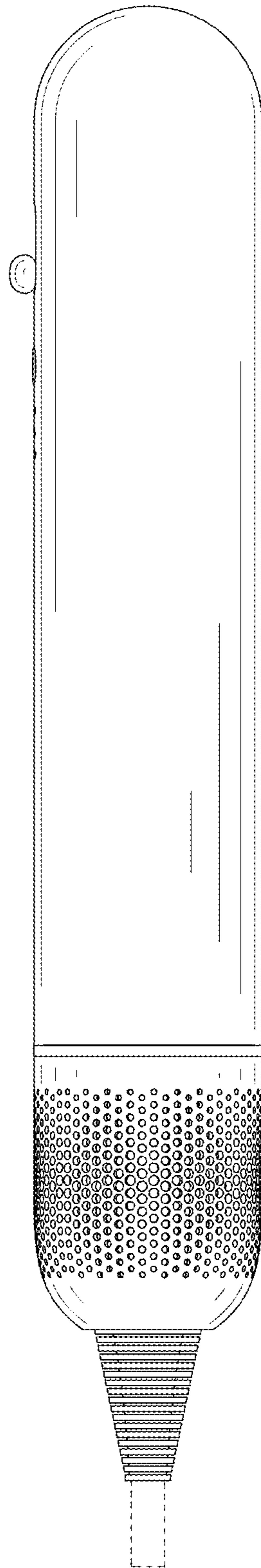


FIG. 3




FIG. 4




FIG. 5

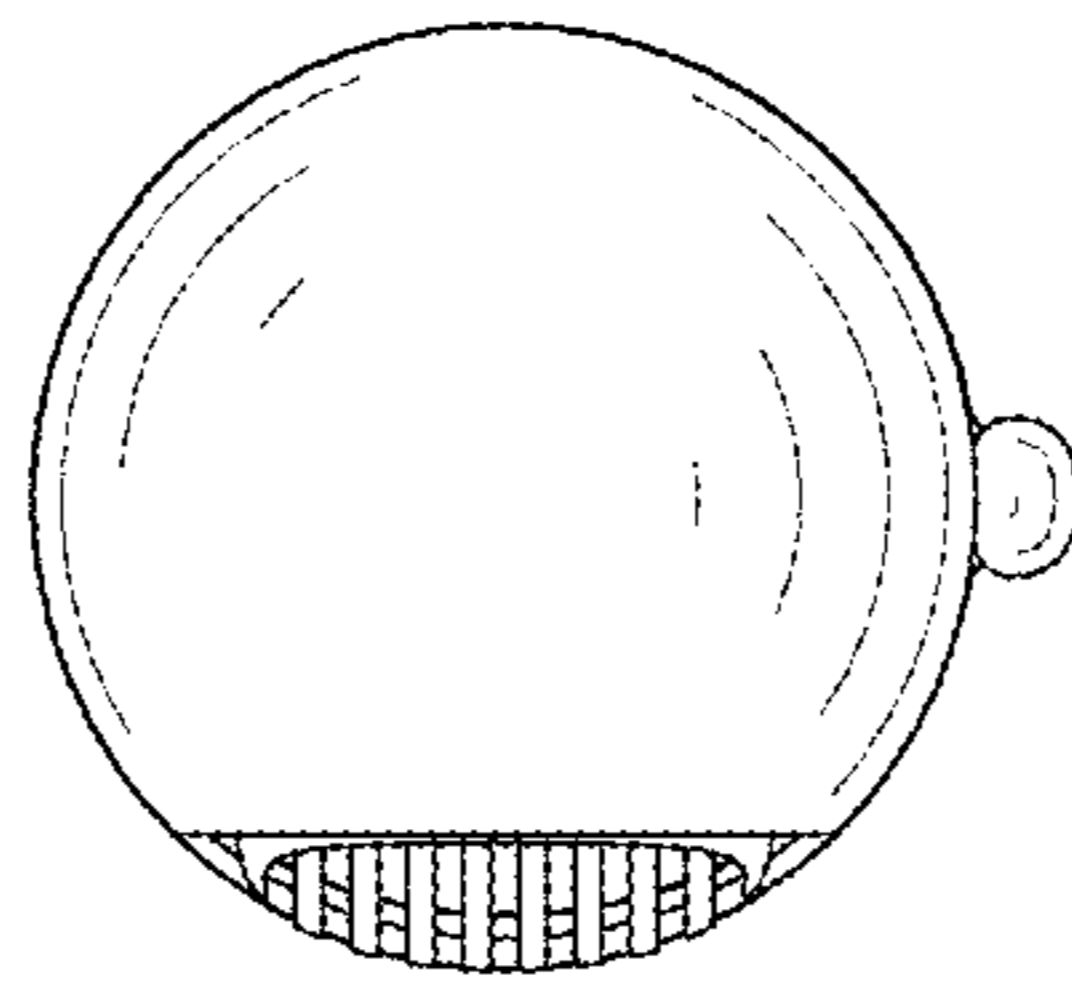


FIG. 6

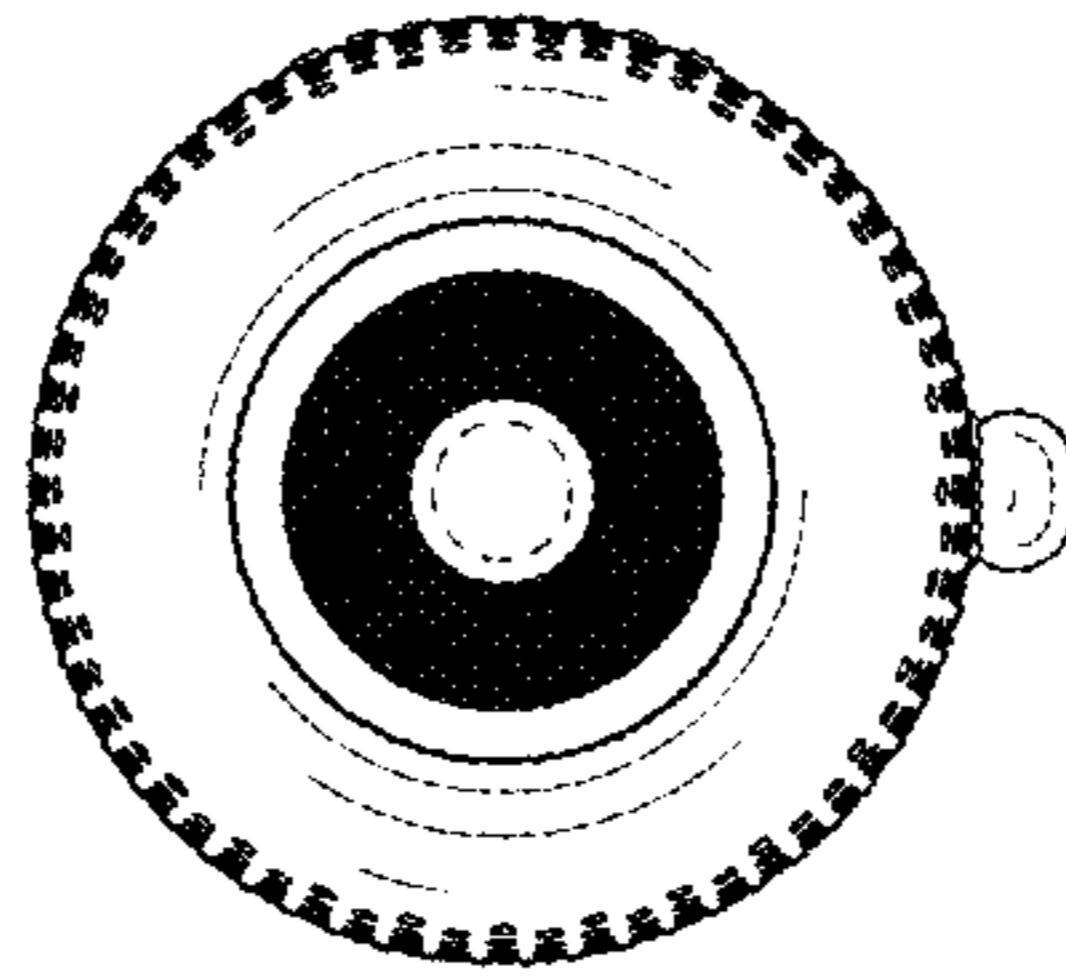


FIG. 7