



US00D953631S

(12) **United States Design Patent**
Jin

(10) **Patent No.:** **US D953,631 S**

(45) **Date of Patent:** **** May 31, 2022**

(54) **HAIR DRYER**

(71) Applicant: **Shenzhen DJ Innovation Industry Co., Ltd, Shenzhen (CN)**

(72) Inventor: **Bo Jin, Shenzhen (CN)**

(**) Term: **15 Years**

(21) Appl. No.: **29/757,175**

(22) Filed: **Nov. 4, 2020**

(30) **Foreign Application Priority Data**

Oct. 21, 2020 (CN) 202030627825.2

(51) **LOC (13) Cl.** **28-03**

(52) **U.S. Cl.**
USPC **D28/13**

(58) **Field of Classification Search**
USPC D28/12-19; D8/29.1
CPC A45D 20/00; A45D 20/04; A45D 20/08;
A45D 20/10; A45D 20/12; A45D
2020/128
See application file for complete search history.

(56) **References Cited**

U.S. PATENT DOCUMENTS

D239,883 S * 5/1976 Long D28/13
D246,606 S * 12/1977 Cousins D28/18
D250,722 S * 1/1979 Cousins D28/16

D255,052 S * 5/1980 Haase D28/15
D299,976 S * 2/1989 Elkerbout D28/13
D401,382 S * 11/1998 Seifert D28/35
D758,010 S * 5/2016 Bates D28/13
D850,001 S * 5/2019 Coulton D28/18
D853,637 S * 7/2019 Coulton D28/18
D866,067 S * 11/2019 Thompson D28/13
D875,309 S * 2/2020 Liao D28/15
D890,426 S * 7/2020 Liao D28/13

* cited by examiner

Primary Examiner — Zenia I Bennett

(57) **CLAIM**

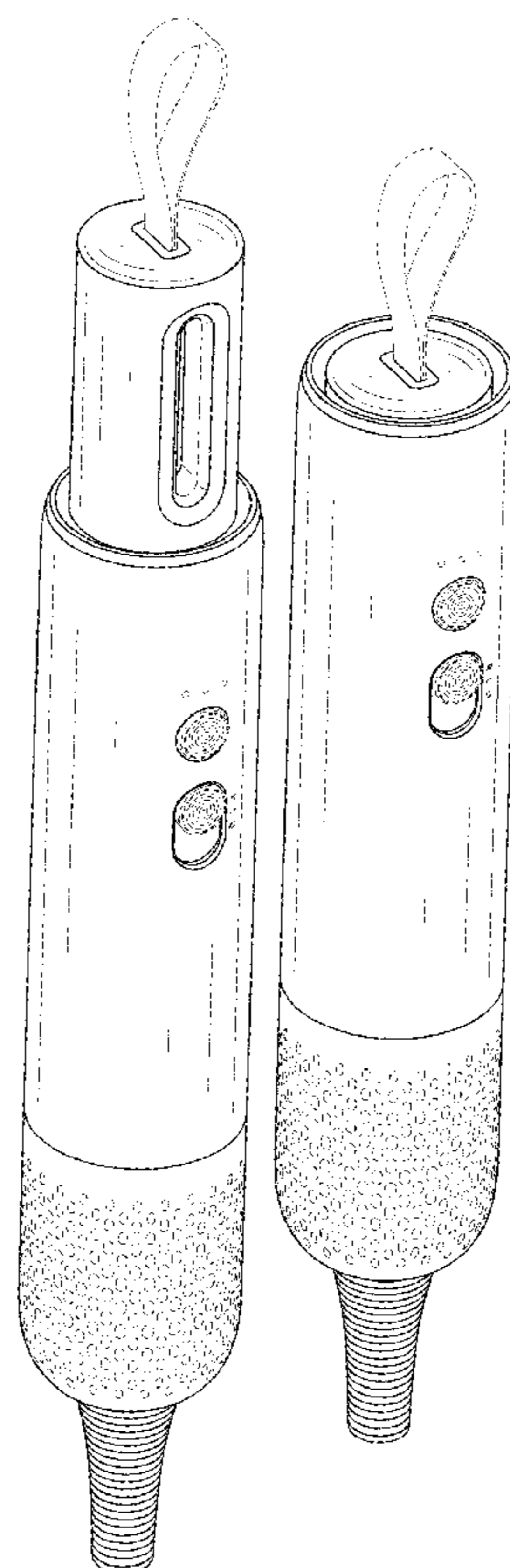
The ornamental design for a hair dryer, as shown and described.

DESCRIPTION

FIG. 1 is a perspective view of a hair dryer showing my new design;
FIG. 2 is a front view thereof;
FIG. 3 is a back view thereof;
FIG. 4 is a left side view thereof;
FIG. 5 is a right side view thereof;
FIG. 6 is a top view thereof;
FIG. 7 is a bottom view thereof; and,
FIG. 8 is a perspective view of another state of the hair dryer thereof.

The broken lines shown in the drawings depict portions of the hair dryer in which the design is embodied that form no part of the claimed design.

1 Claim, 8 Drawing Sheets



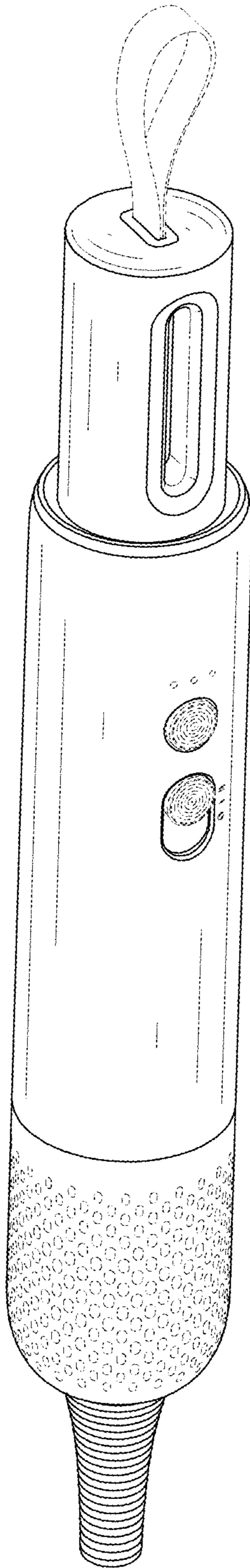


FIG. 1

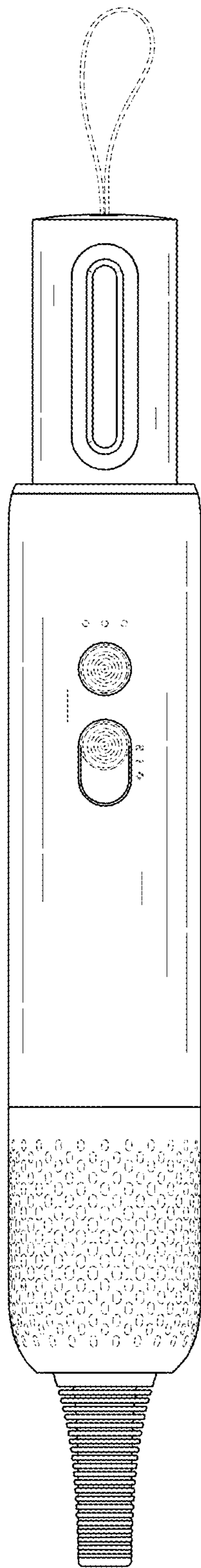


FIG. 2




FIG. 3




FIG. 4




FIG. 5

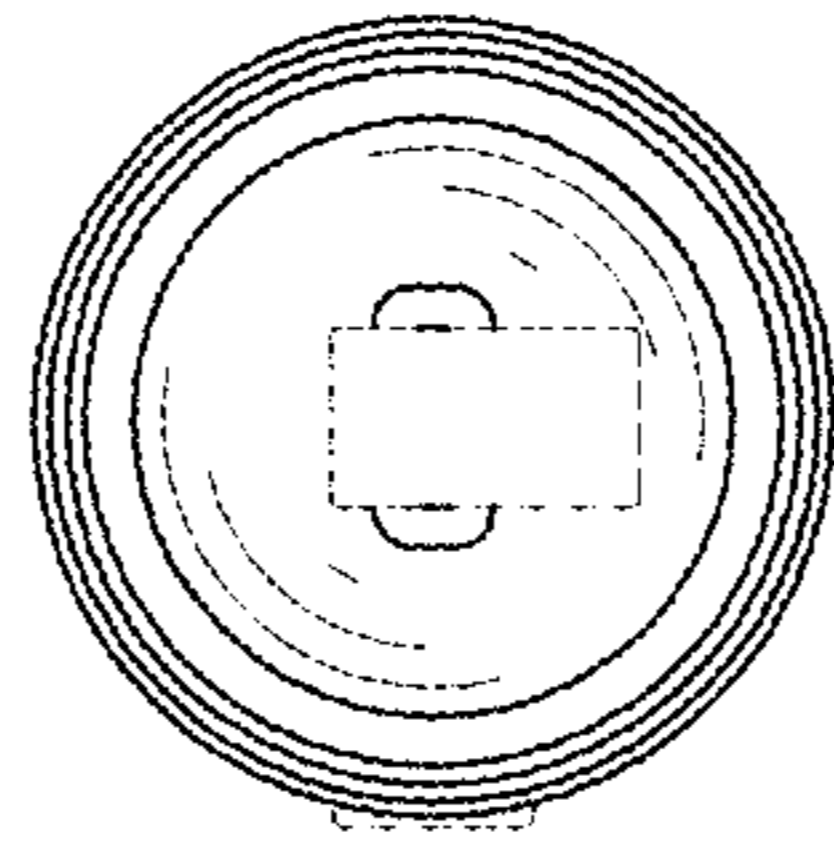


FIG. 6

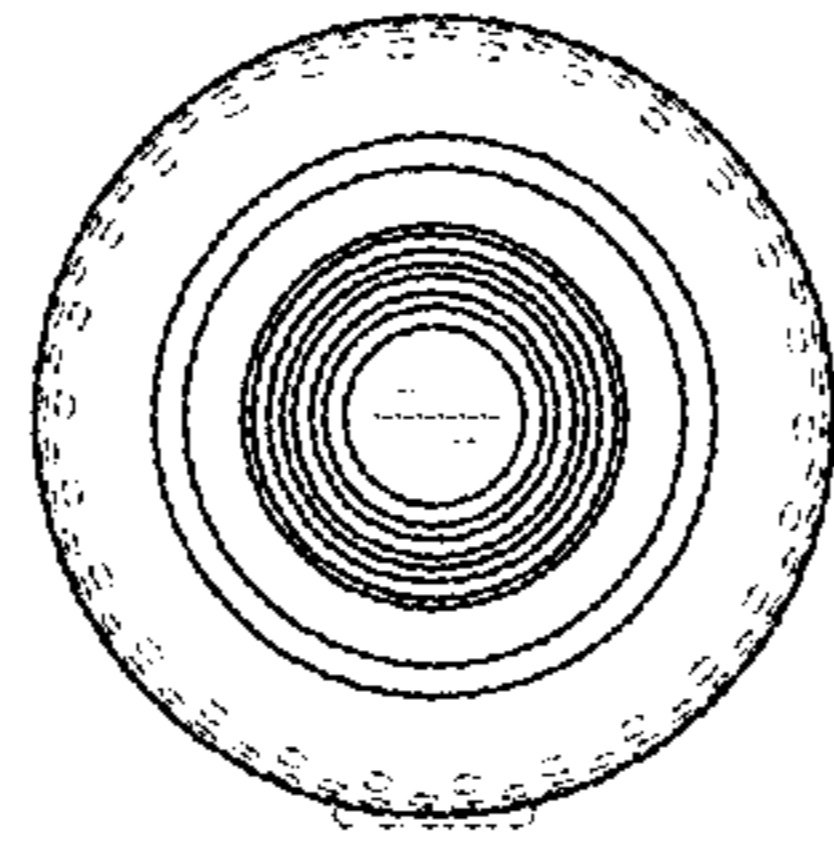


FIG. 7




FIG. 8