



US00D953616S

(12) **United States Design Patent** (10) **Patent No.:** **US D953,616 S**
Liu (45) **Date of Patent:** **** May 31, 2022**

(54) **ELECTRONIC CIGARETTE**
(71) Applicant: **Shenzhen Eigate Technology Co., Ltd., Shenzhen (CN)**
(72) Inventor: **Tuanfang Liu, Shenzhen (CN)**
(73) Assignee: **SHENZHEN EIGATE TECHNOLOGY CO., LTD., Shenzhen (CN)**

D805,686 S * 12/2017 Perez B65D 25/04
D27/162
D819,880 S * 6/2018 Qiu D27/101
D821,639 S * 6/2018 Dai D27/162
D828,622 S * 9/2018 Chen D27/162
D831,269 S * 10/2018 Qiu D27/162
D844,232 S * 3/2019 Qiu D27/163
D854,236 S * 7/2019 Qiu D27/101
D871,666 S * 12/2019 Qiu D27/163
D890,416 S * 7/2020 Ouyang D27/162
D907,288 S * 1/2021 Liu D27/162
D911,845 S * 3/2021 Huang D9/523
D914,278 S * 3/2021 Luo D27/162

(**) Term: **15 Years**

(21) Appl. No.: **29/740,429**

(22) Filed: **Jul. 3, 2020**

(30) **Foreign Application Priority Data**

Jan. 4, 2020 (CN) 202030004244.3

(51) **LOC (13) Cl.** **27-02**

(52) **U.S. Cl.**
USPC **D27/162**

(58) **Field of Classification Search**
USPC D27/162, 100, 101, 163-165, 167, 169,
D27/170, 172, 174-176, 183, 185-194;
D24/110, 110.5; D9/516, 522, 523, 572
CPC A24F 47/002; A24F 47/004; A24F 47/006;
A24F 47/008; A61M 15/06

See application file for complete search history.

(56) **References Cited**

U.S. PATENT DOCUMENTS

D753,336 S * 4/2016 Chen D27/101
D771,867 S * 11/2016 Leidel D27/163
D775,762 S * 1/2017 Chen D27/101
D799,111 S * 10/2017 Qiu D27/101
D799,746 S * 10/2017 Leidel D27/163
D800,377 S * 10/2017 Liu D27/101
D801,507 S * 10/2017 Kelnhofer D23/366
D802,834 S * 11/2017 Mathias D27/163

OTHER PUBLICATIONS

VAPE By: Decal Vinyl found on Amazon Jul. 31, 2021 https://www.amazon.com/Decal-Vinyl-G-Priv-stickers-skins/dp/B06XT63CXF/ref=pd_sbs_2/131-2274514-7147054?pd_rd_w=304hn&pf_rd_p=1/31/2019.*

* cited by examiner

Primary Examiner — Rebecca Tsehaye
(74) *Attorney, Agent, or Firm* — Matthias Scholl P.C.;
Matthias Scholl

(57) **CLAIM**

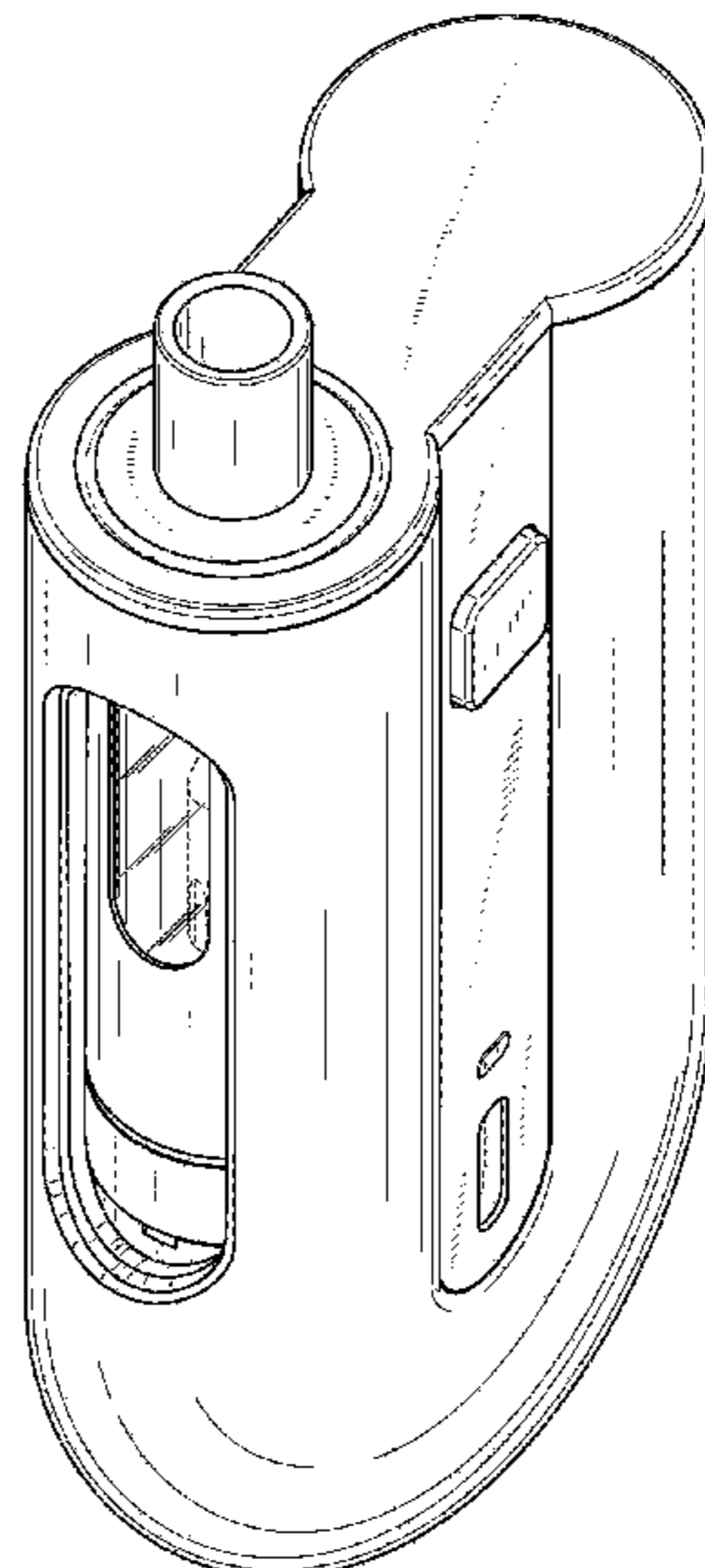
The ornamental design for an electronic cigarette, as shown and described.

DESCRIPTION

FIG. 1 is a front elevation view of an electronic cigarette;
FIG. 2 is a rear elevation view thereof;
FIG. 3 is a left-side elevation view thereof;
FIG. 4 is a right-side elevation view thereof;
FIG. 5 is a top plan view thereof;
FIG. 6 is a bottom plan view thereof; and,
FIG. 7 is a perspective view thereof.

The broken lines in the drawings depict portions of the electronic cigarette that form no part of the claimed design.

1 Claim, 7 Drawing Sheets



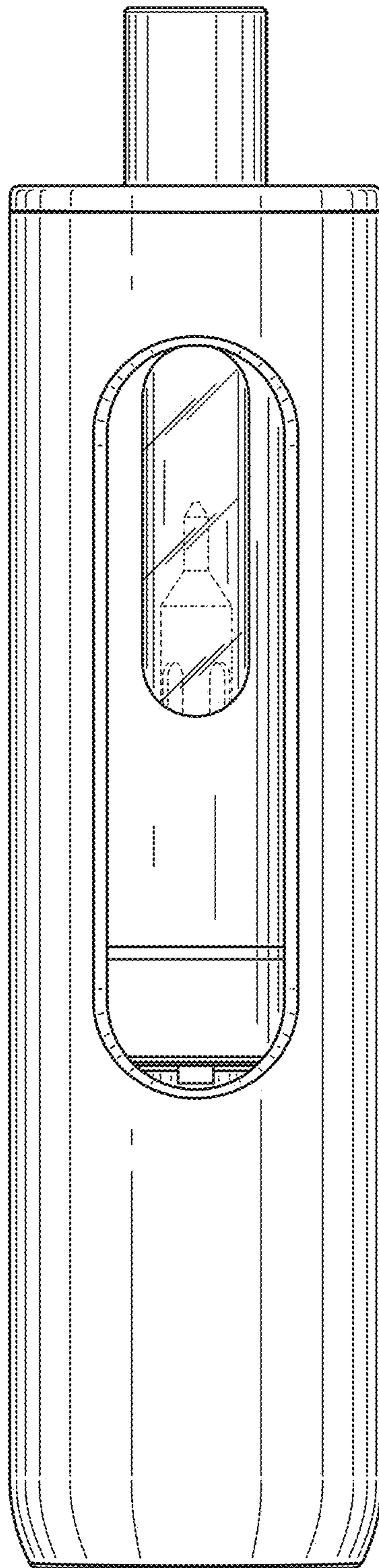


FIG. 1

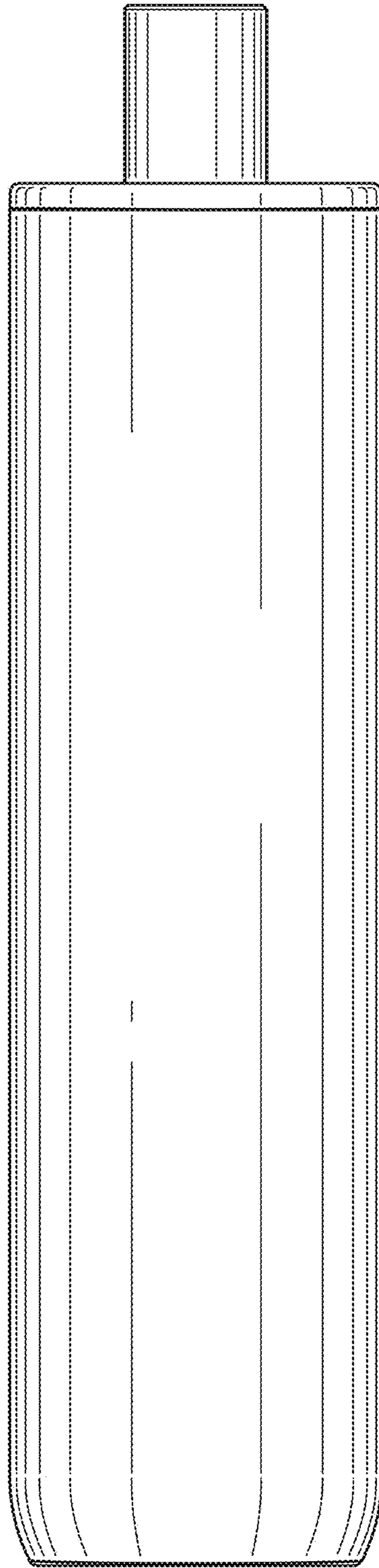


FIG. 2

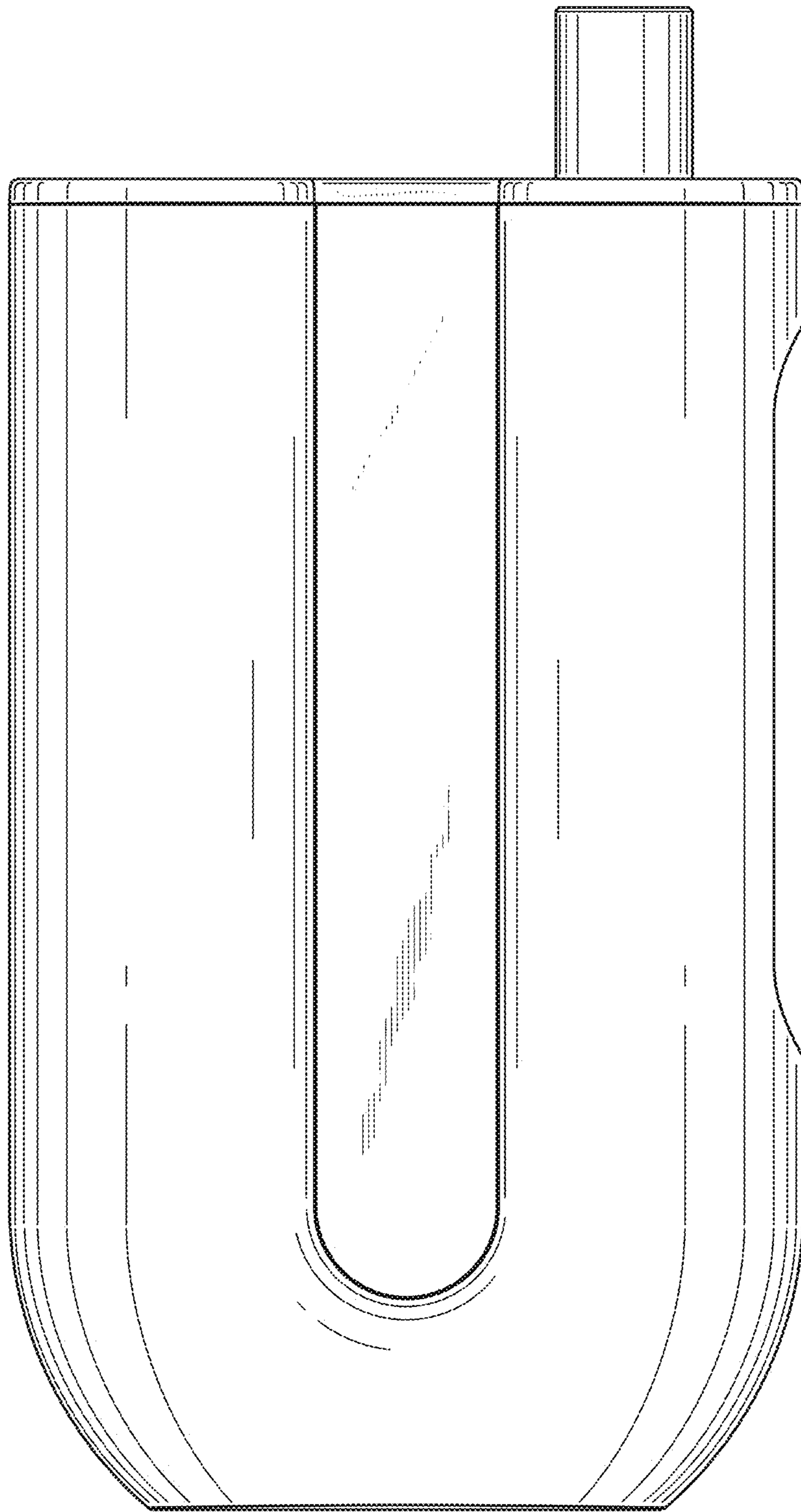


FIG. 3

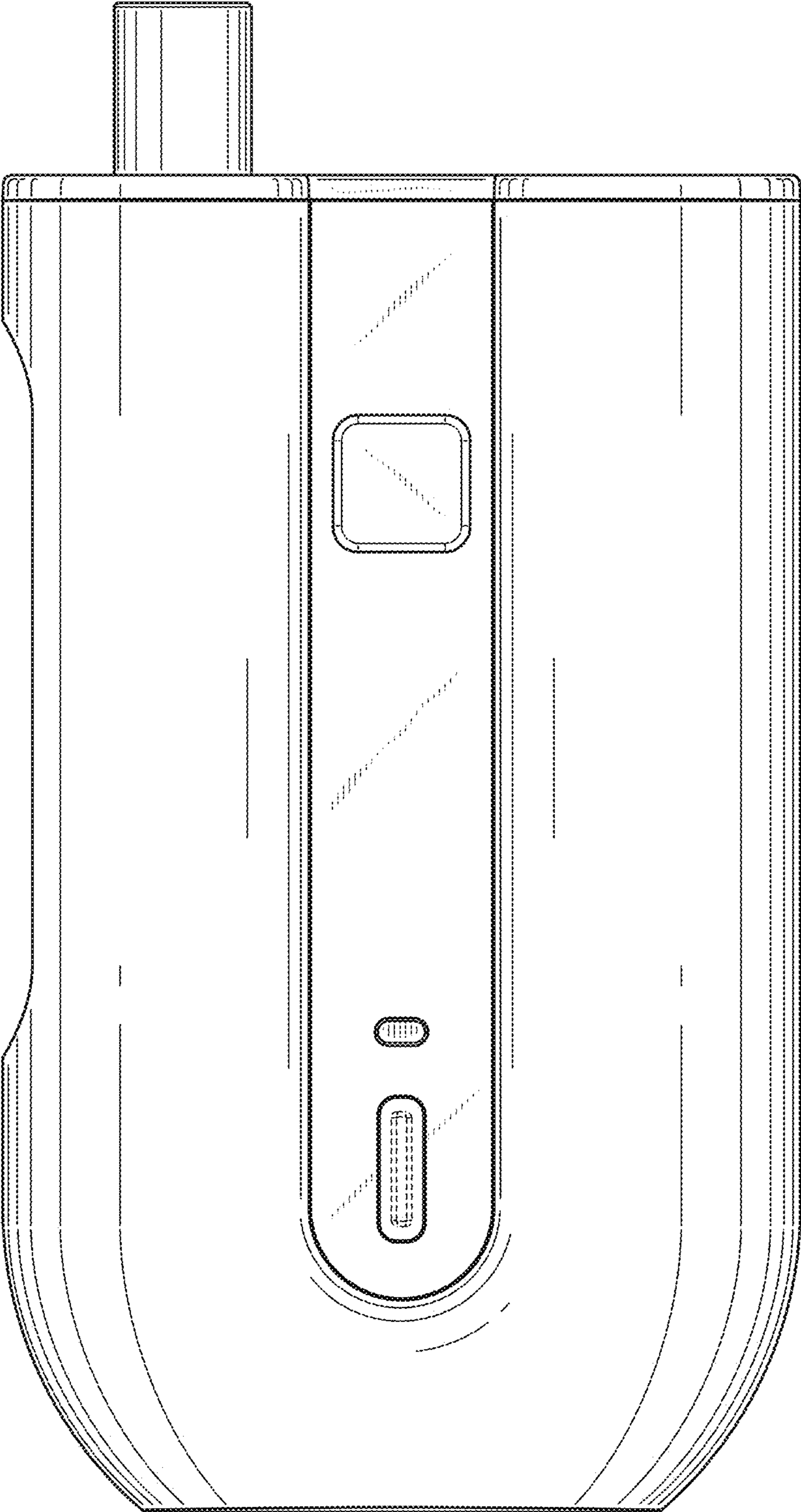


FIG. 4

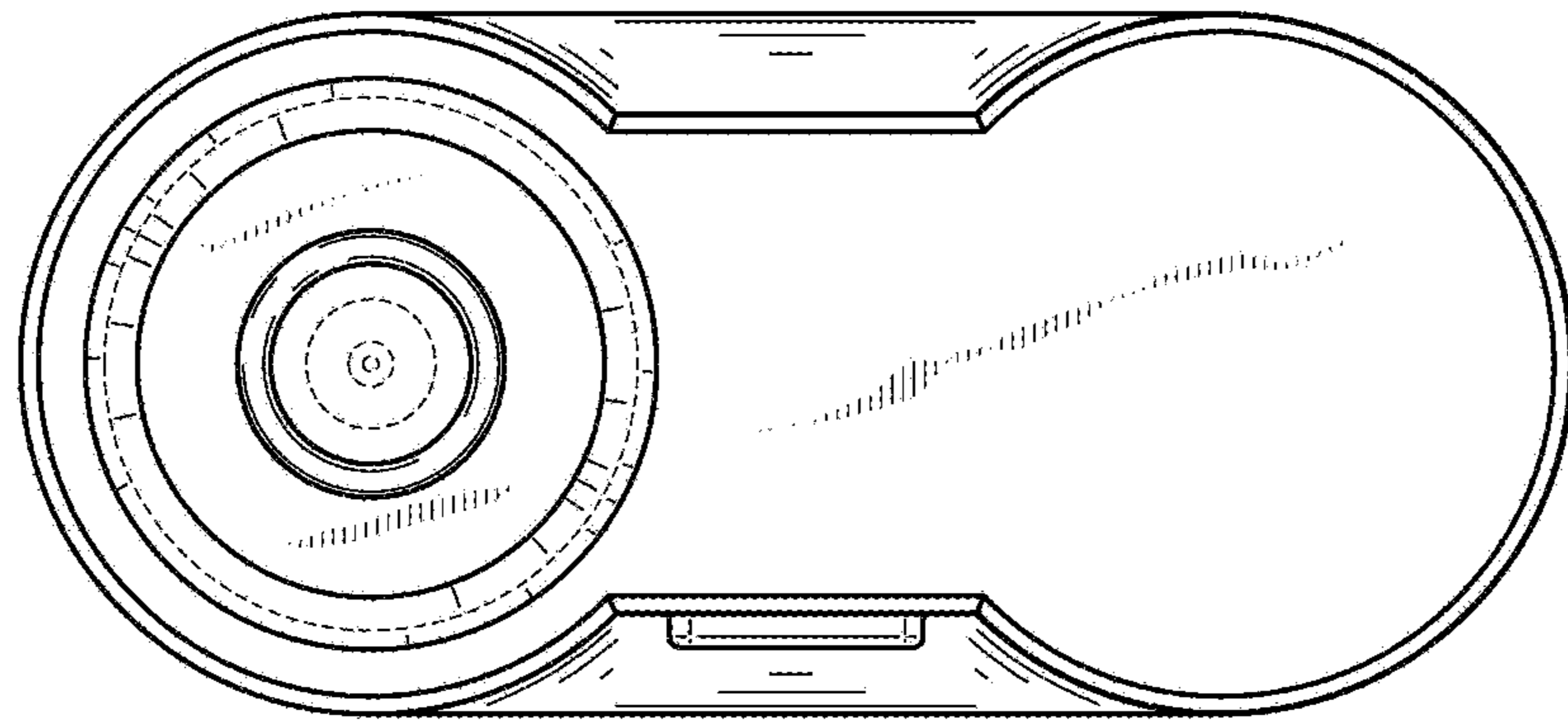


FIG. 5

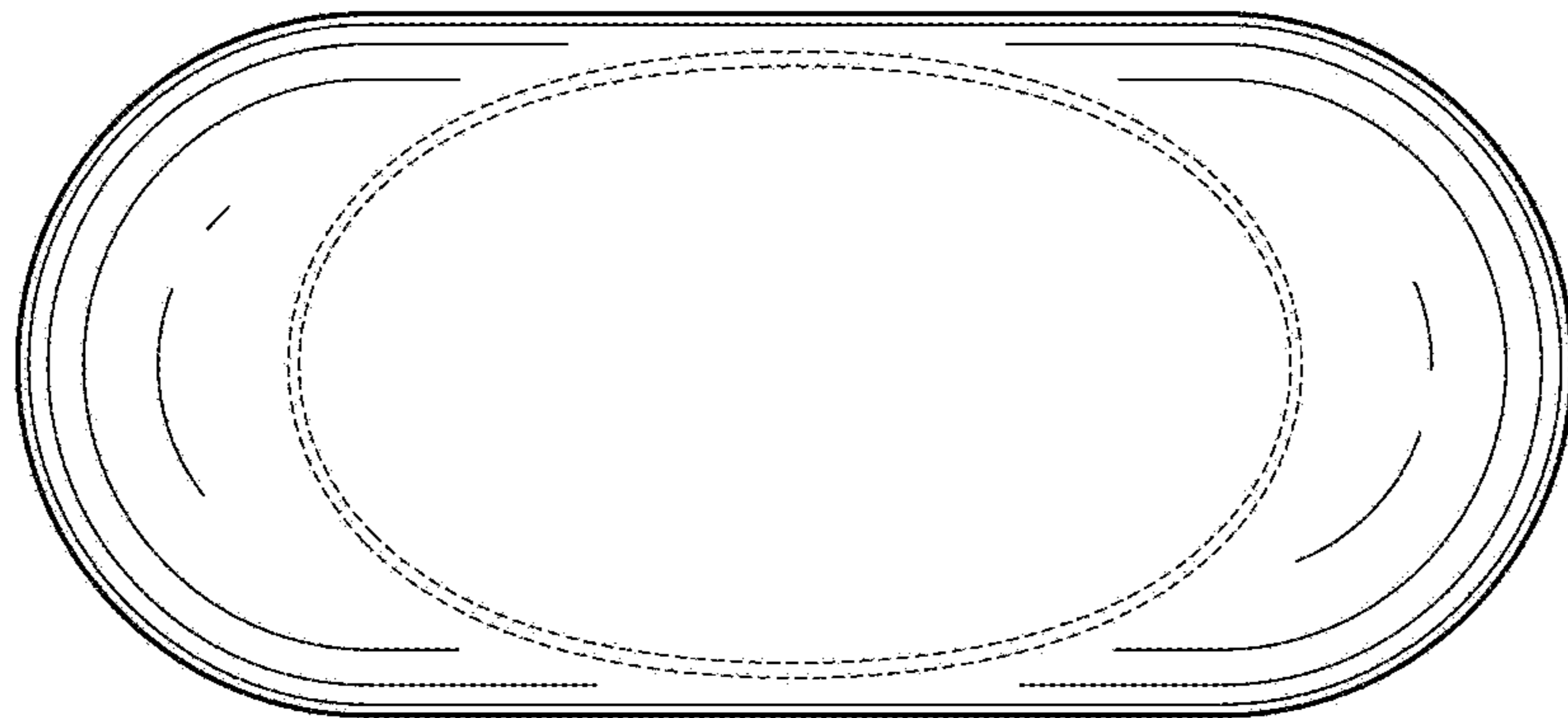


FIG. 6

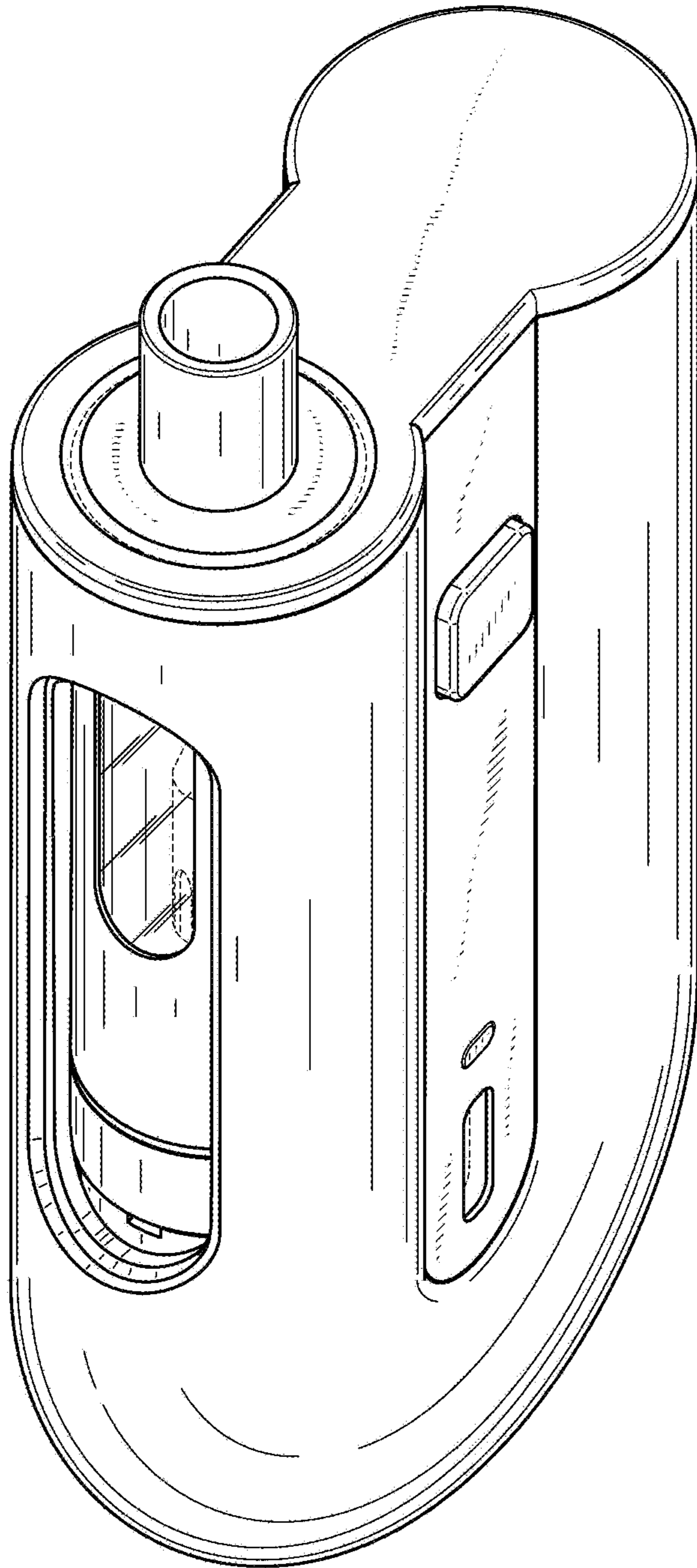


FIG. 7