



US00D953581S

(12) **United States Design Patent** (10) **Patent No.:** **US D953,581 S**
Palazzo (45) **Date of Patent:** **** May 31, 2022**

(54) **BALUSTER**
(71) Applicant: **House of Forgings, LLC**, Houston, TX (US)
(72) Inventor: **Justin James Palazzo**, Houston, TX (US)
(**) Term: **15 Years**
(21) Appl. No.: **29/709,917**
(22) Filed: **Oct. 18, 2019**
(51) **LOC (13) Cl.** **25-01**
(52) **U.S. Cl.**
USPC **D25/126**
(58) **Field of Classification Search**
USPC D25/119, 125, 126, 127, 128, 129, 130, 131, 132, 133, 134, 135, 136; D6/548, 549, 610
CPC E04F 11/1817; E04F 11/1814; E04F 11/1834; E04F 2011/1827; E04F 11/1846; E04F 2011/1823; E04F 11/1844; E04F 2011/1819; E04F 2011/1821; E04F 11/1812; E04F 11/1842; E04F 2011/1872; E04H 17/1447; E04H 17/1482; F16B 13/12; F16B 7/0473; F21S 8/083; F21V 33/006; F21W 2111/08
See application file for complete search history.

D819,878 S * 6/2018 Cerce D26/138
D830,084 S * 10/2018 Curvey D6/610
D836,945 S * 1/2019 Rutgers D6/549
10,550,588 B2 * 2/2020 Smith E04G 3/26
10,844,616 B2 * 11/2020 Rashid E04D 13/12
D909,614 S * 2/2021 Holland D25/41.1
D917,212 S * 4/2021 Du D6/681.2
D936,791 S * 11/2021 Seum D23/228
2018/0305936 A1 * 10/2018 Bergman E04F 11/1814
2020/0102753 A1 * 4/2020 Holland E04F 11/1802
2020/0284041 A1 * 9/2020 Legault F16B 7/0446

* cited by examiner

Primary Examiner — Samantha Q Lawrence
(74) *Attorney, Agent, or Firm* — Robinson IP Law, PLLC

(57) **CLAIM**


The ornamental design for a baluster, as shown and described.

DESCRIPTION

FIG. 1 is a front perspective view of the baluster; FIG. 2 is a front elevational view thereof; FIG. 3 is a rear elevational view thereof; FIG. 4 is a left elevational view thereof; FIG. 5 is a right elevational view thereof; FIG. 6 is a top plan view thereof; and, FIG. 7 is a bottom plan view thereof. The broken lines shown in FIGS. 1 and 2 illustrate portions of the baluster that form no part of the claimed design. The baluster is shown with a symbolic break in its length. The appearance of any portion of the article between the broken line break lines form no part of the claimed design. The thin solid lines in the views have been provided for the purpose of illustrating the uniformity of the planar surfaces and the contour of the curved surfaces and are not a claimed surface pattern.

1 Claim, 4 Drawing Sheets

(56) **References Cited**
U.S. PATENT DOCUMENTS
4,830,320 A * 5/1989 Bellows A47B 91/12 248/188.2
D547,461 S * 7/2007 Kemnitzer D25/119
D683,471 S * 5/2013 Mukith D25/38.1
8,448,746 B2 * 5/2013 Davis, Jr. E04D 15/00 182/45






FIG. 1




FIG. 2

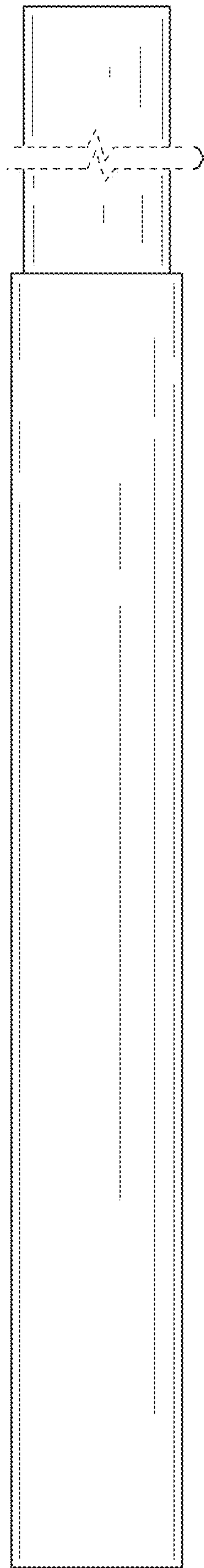


FIG. 3




FIG. 4

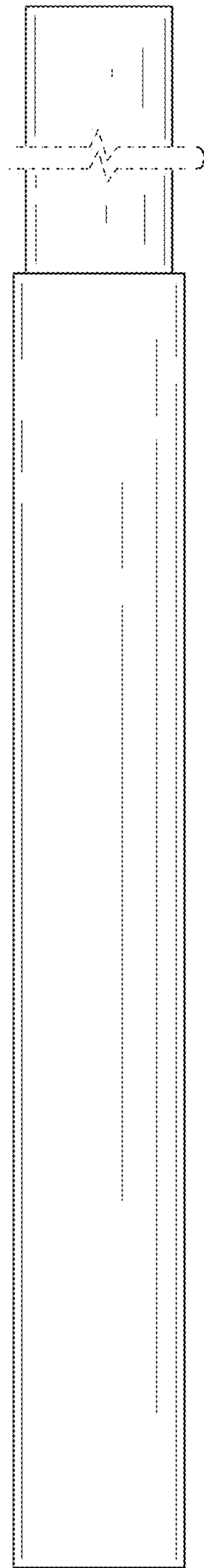


FIG. 5

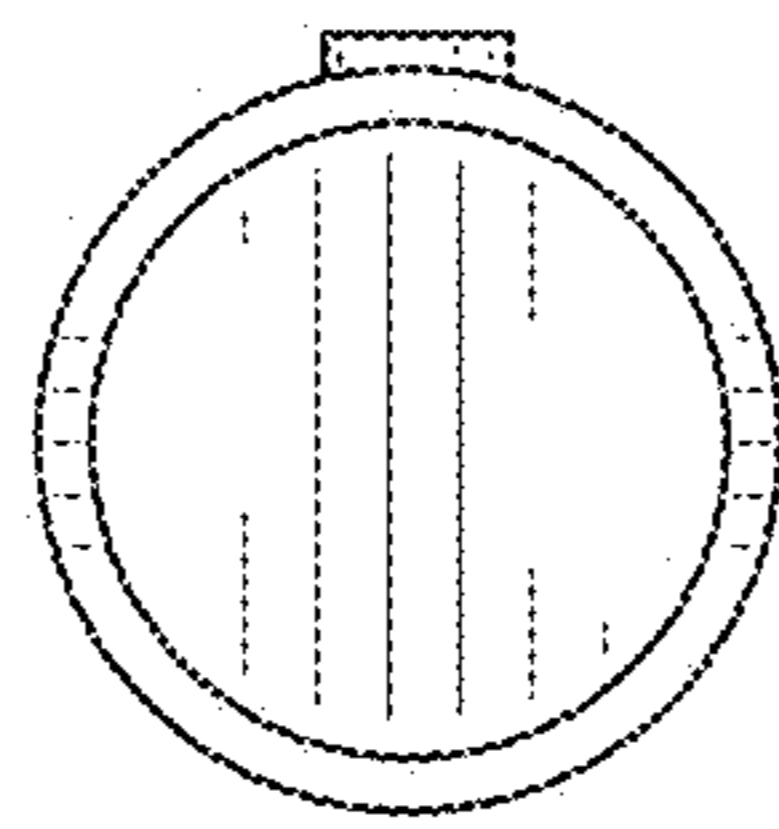


FIG. 6

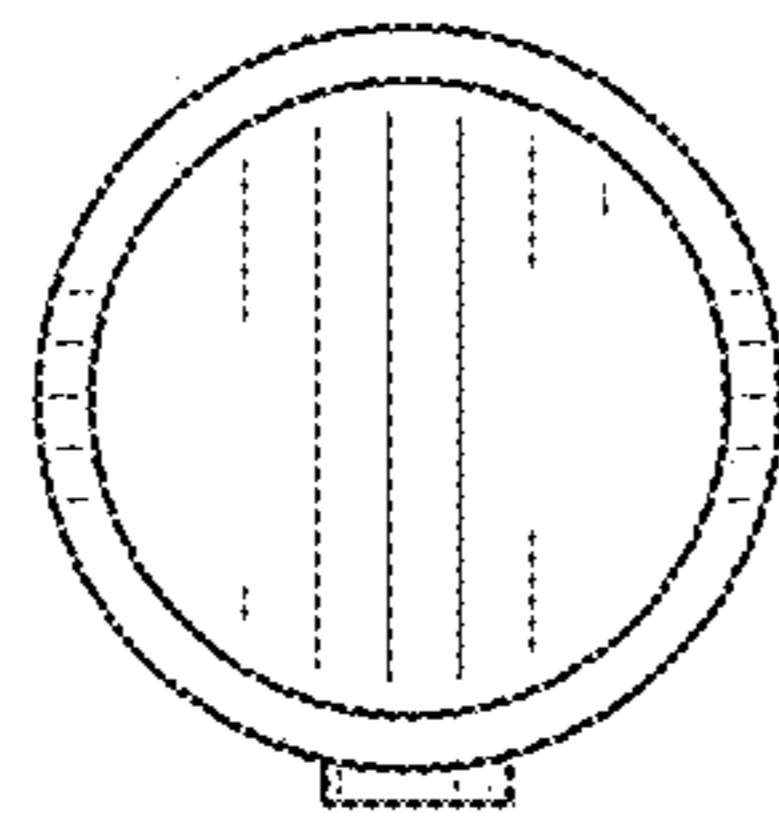


FIG. 7