



US00D953562S

(12) **United States Design Patent** (10) **Patent No.:** **US D953,562 S**
Ali (45) **Date of Patent:** **** May 31, 2022**

(54) **TISSUE CASSETTE**

(71) Applicant: **Esah Ali**, Flushing, NY (US)

(72) Inventor: **Esah Ali**, Flushing, NY (US)

(**) Term: **15 Years**

(21) Appl. No.: **29/788,493**

(22) Filed: **Jun. 9, 2021**

(51) **LOC (13) Cl.** **24-02**

(52) **U.S. Cl.**
USPC **D24/216; D24/224**

(58) **Field of Classification Search**
USPC D24/107, 169, 186, 216, 217, 223–232;
D3/201, 304, 306–309, 312, 314;
D10/81; D19/75–77, 90; D7/336, 340,
D7/409

CPC G01N 1/312; G01N 1/36; A61B 90/90;
B01L 9/52; B01L 9/00; B01L 9/06; B01L
3/5023; B65D 43/164; B65D 85/20

See application file for complete search history.

(56) **References Cited**

U.S. PATENT DOCUMENTS

4,421,246	A	12/1983	Schultz et al.	
4,541,992	A *	9/1985	Jerge	A61B 50/31 422/310
4,549,670	A *	10/1985	Trendier	B65D 43/164 16/257
D295,075	S *	4/1988	Jerge	D24/217
5,127,537	A *	7/1992	Graham	G01N 1/36 220/838
D340,117	S	10/1993	Smalley et al.	
5,402,617	A *	4/1995	Daw	E04F 15/02405 52/220.8
5,427,742	A *	6/1995	Holland	G01N 1/36 422/547
5,505,916	A *	4/1996	Berry, Jr.	A61L 2/26 206/483
5,533,642	A *	7/1996	Lafond	B65D 43/164 220/326

(Continued)

OTHER PUBLICATIONS

IMS® Signature Series® cassettes. Online, published date unknown. Retrieved on Feb. 19, 2022 from URL: [https://www.safcodental.com/catalog/infection-control/sterilization-cassettes/ims-signature-series-cassettes?ref=goadw&utm_campaign=\(ROI\)_Smart_Shopping_-_Low_AOV&utm_adgroup=&keyword=&matchtype=&adposition=&gclid=E.*](https://www.safcodental.com/catalog/infection-control/sterilization-cassettes/ims-signature-series-cassettes?ref=goadw&utm_campaign=(ROI)_Smart_Shopping_-_Low_AOV&utm_adgroup=&keyword=&matchtype=&adposition=&gclid=E.*)

Primary Examiner — Omeed Agilee

(74) *Attorney, Agent, or Firm* — Dunlap Bennett & Ludwig, PLLC

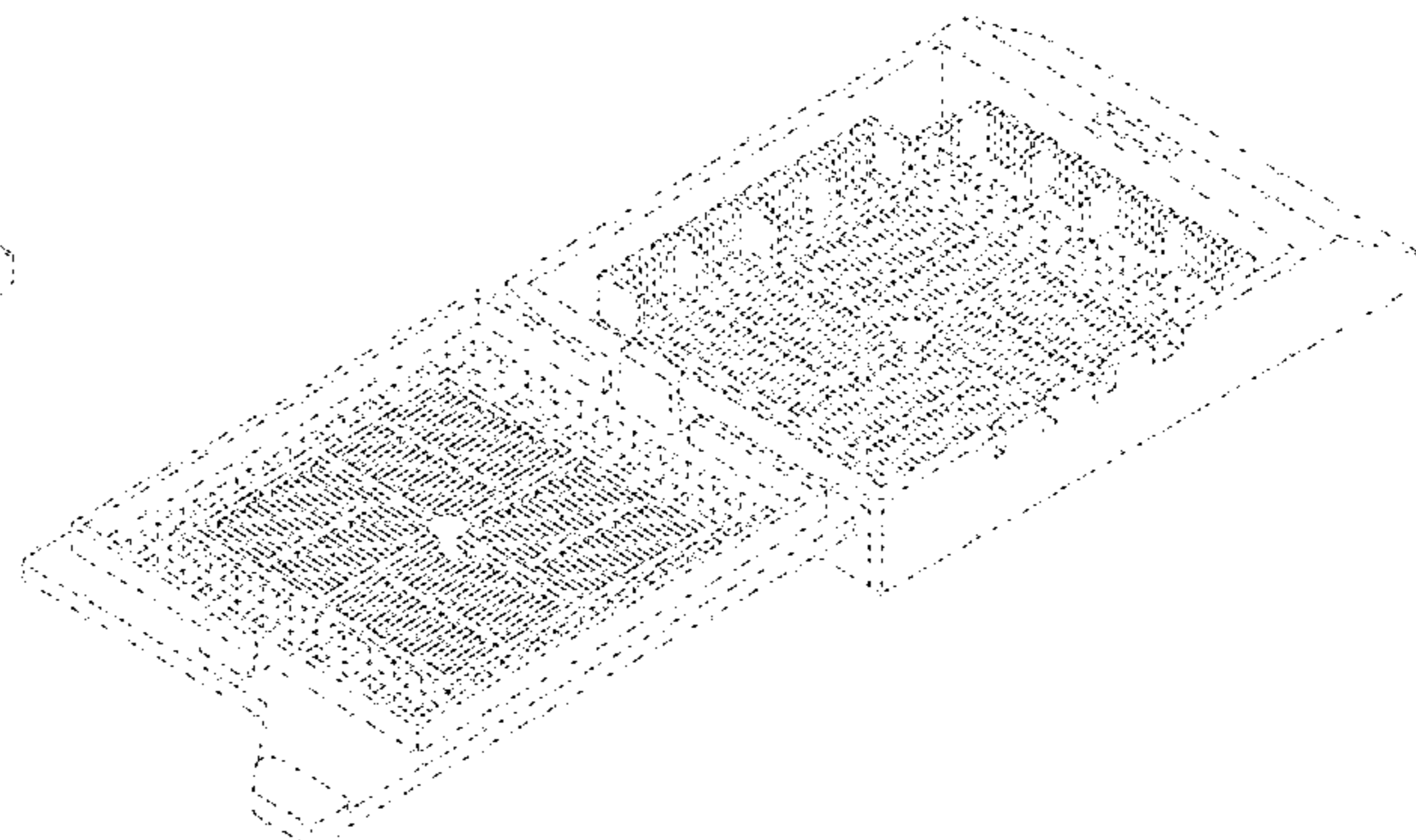
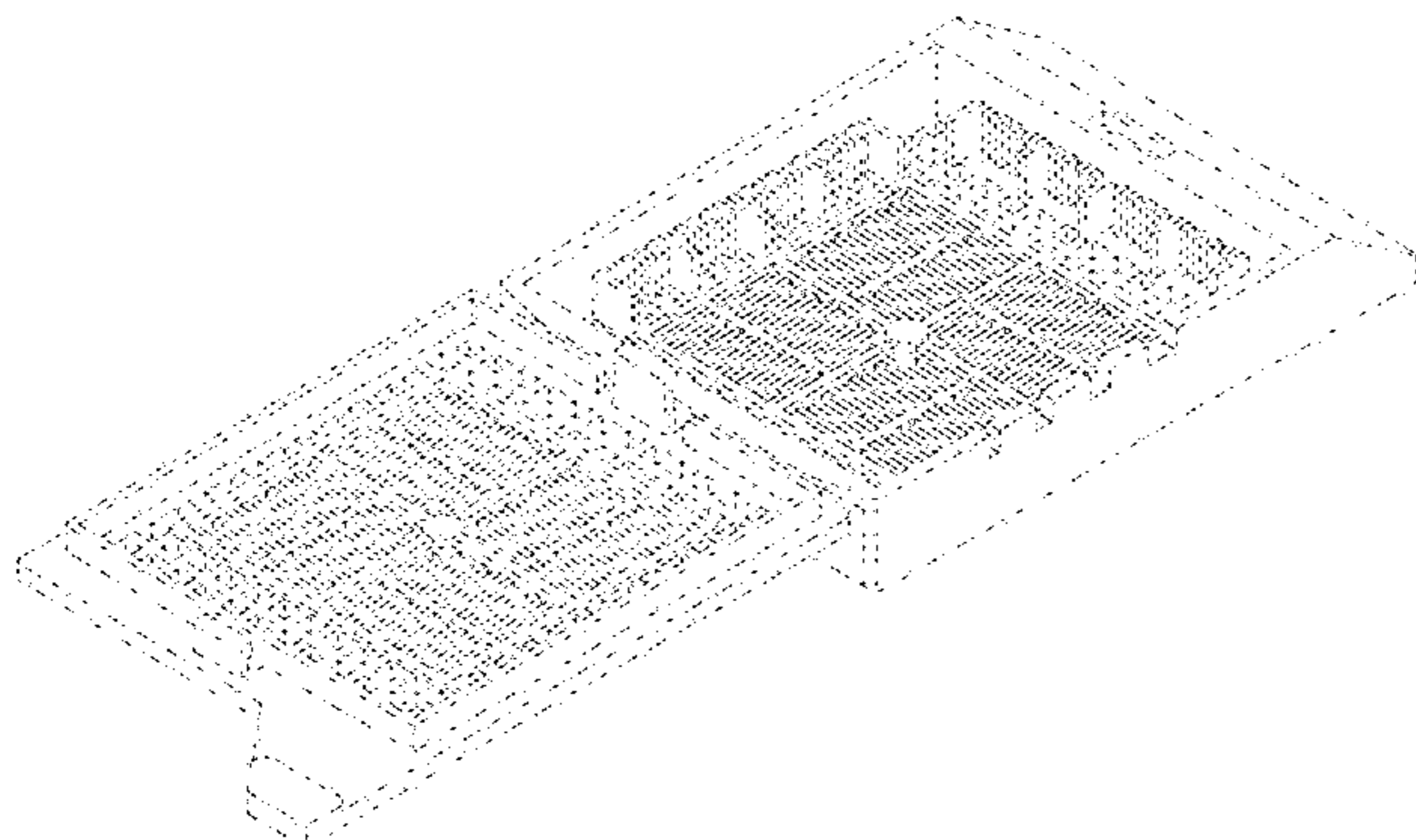
(57) **CLAIM**

The ornamental design for a tissue cassette, as shown and described.

DESCRIPTION

FIG. 1 is a top perspective view of a first embodiment of a tissue cassette, showing my new design;
FIG. 2 is a top plan view thereof;
FIG. 3 is a bottom plan view thereof;
FIG. 4 is a right-side elevation view thereof;
FIG. 5 is a left-side elevation view thereof;
FIG. 6 is a front elevation view thereof;
FIG. 7 is rear elevation view thereof;
FIG. 8 is a bottom perspective view thereof, with the tissue cassette shown in a closed position;
FIG. 9 is a top perspective view of a second embodiment of the tissue cassette;
FIG. 10 is a top plan view thereof;
FIG. 11 is a bottom plan view thereof;
FIG. 12 is a right-side elevation view thereof;
FIG. 13 is a left-side elevation view thereof;
FIG. 14 is a front elevation view thereof;
FIG. 15 is rear elevation view thereof; and,
FIG. 16 is a top perspective view thereof, with the tissue cassette shown in a closed position.
The broken lines shown in the drawings depict portions of the tissue cassette that form no part of the claimed design.

1 Claim, 10 Drawing Sheets



(56)

References Cited

U.S. PATENT DOCUMENTS

5,543,114 A 8/1996 Dudek
 D380,052 S 6/1997 Musgrave et al.
 D561,327 S * 2/2008 DeJonge D23/397
 D620,312 S * 7/2010 Jendrass D7/408
 7,776,274 B2 8/2010 Williamson, IV et al.
 9,097,630 B2 8/2015 Williamson, IV et al.
 D857,230 S * 8/2019 Lutnesky D24/216
 D916,315 S * 4/2021 De Saint Martin D24/227
 D928,545 S * 8/2021 Lah D7/340
 D930,187 S * 9/2021 Voltti D24/229
 2003/0162492 A1 * 8/2003 Caferro F24F 13/082
 454/289
 2005/0112031 A1 * 5/2005 McCormick B01L 9/52
 422/400
 2005/0147538 A1 * 7/2005 Williamson G01N 35/00732
 422/400
 2005/0274395 A1 * 12/2005 Haga B01L 13/02
 134/25.1
 2013/0022518 A1 1/2013 Park et al.
 2015/0241325 A1 * 8/2015 Webber G01N 1/312
 221/307
 2017/0052096 A1 2/2017 McCormick
 2018/0156701 A1 6/2018 Williamson, IV
 2018/0313811 A1 * 11/2018 Ali G01N 33/4833
 2019/0105021 A1 * 4/2019 Von Bueren A61B 90/96

* cited by examiner

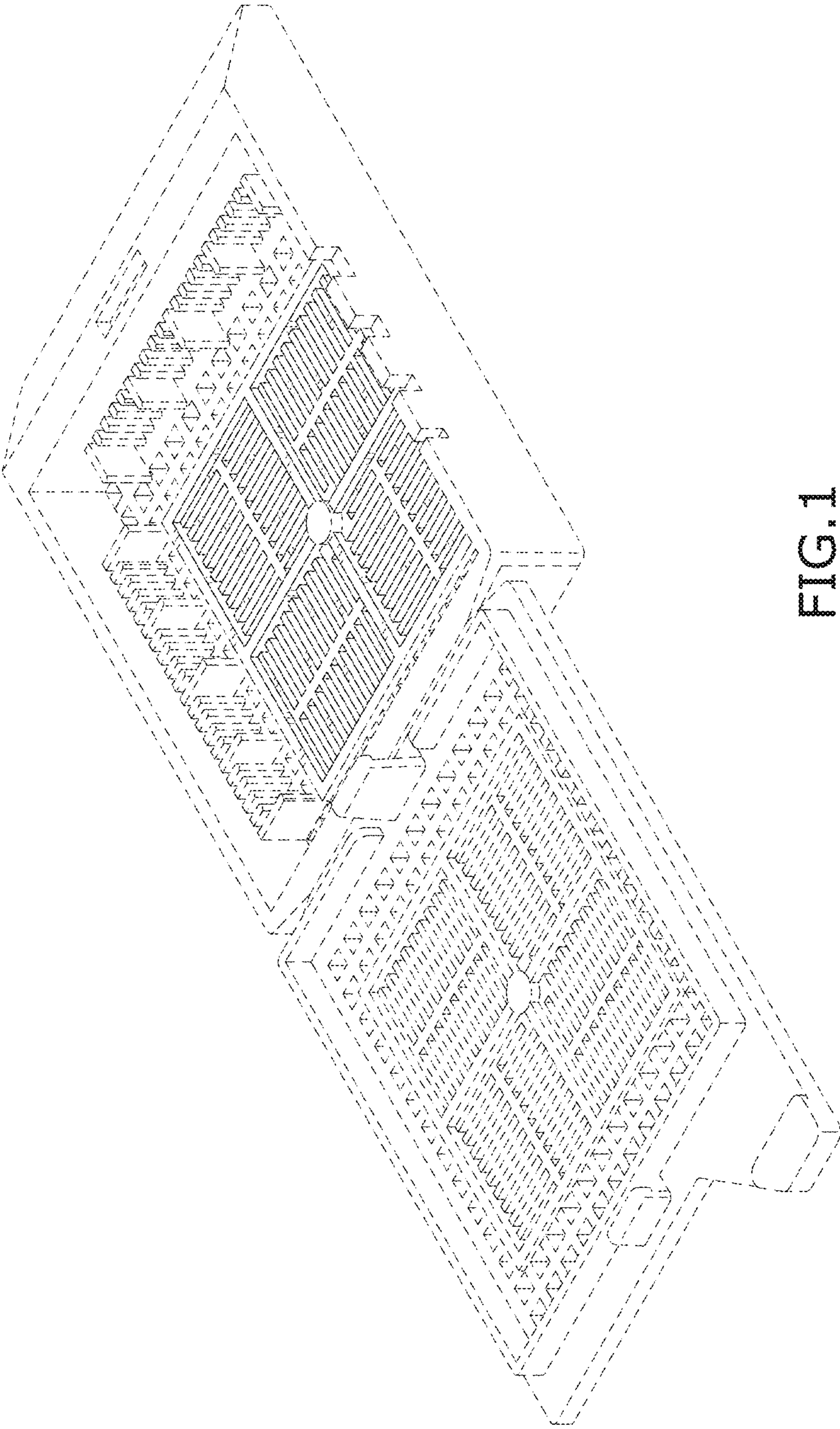
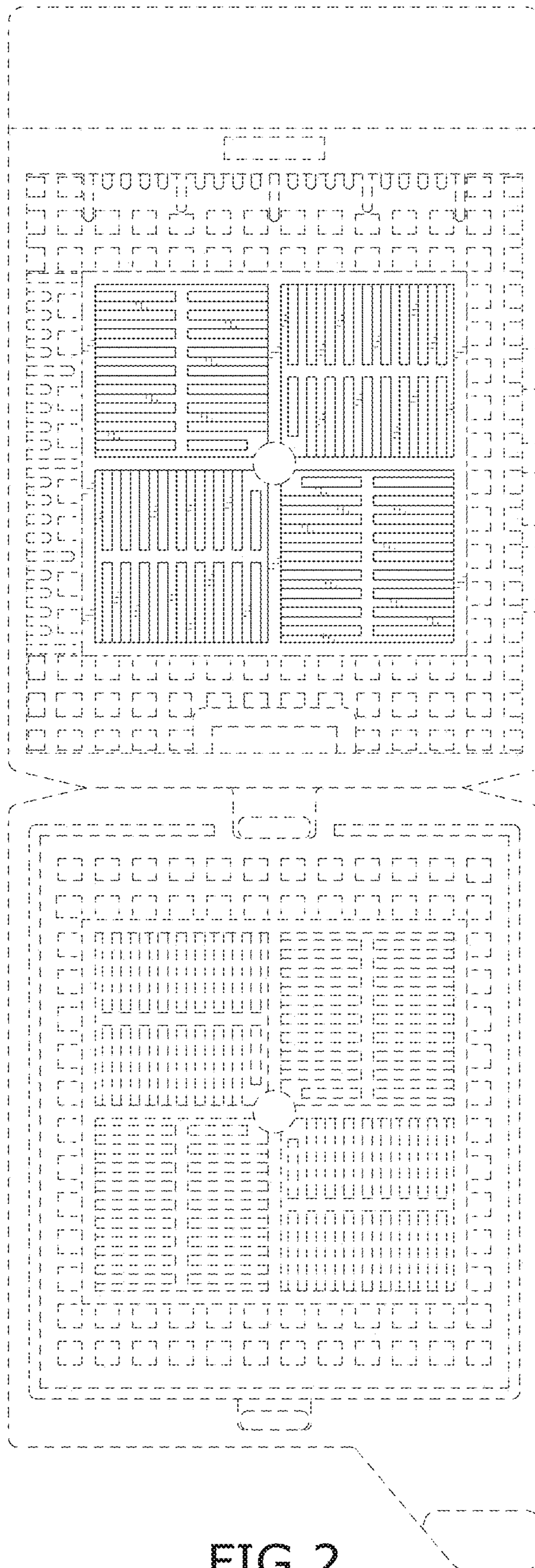


FIG. 1



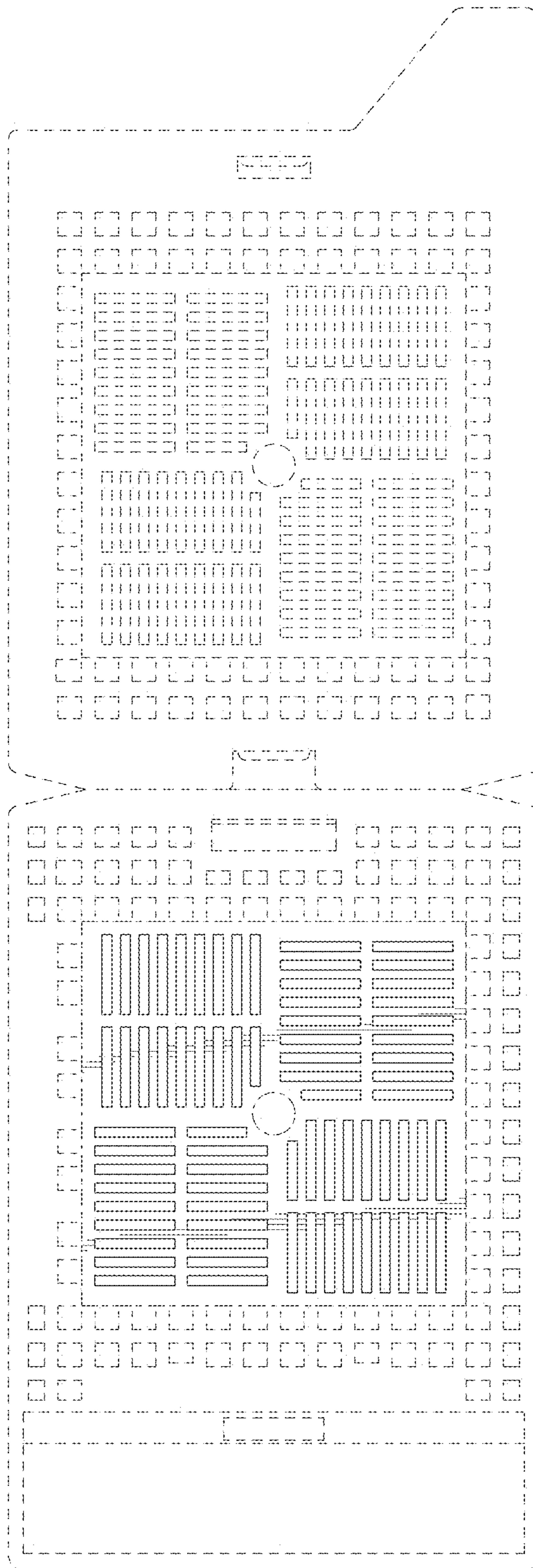


FIG. 3

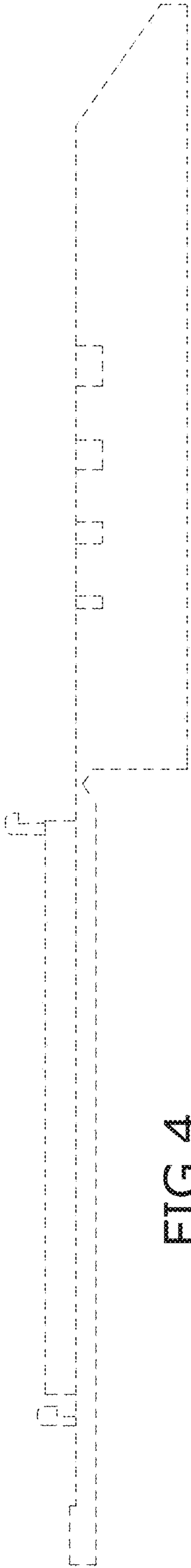


FIG. 4

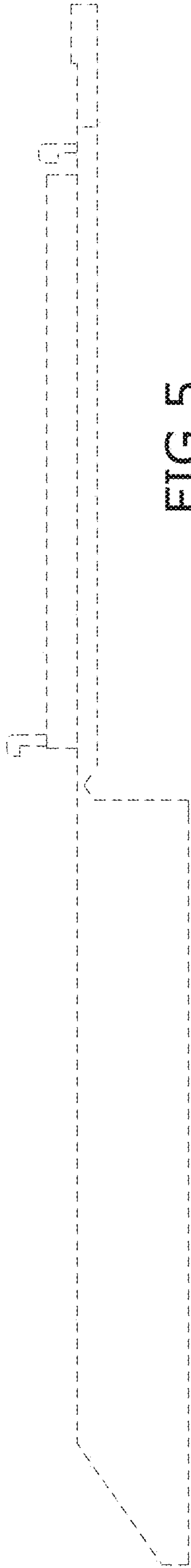


FIG. 5



FIG. 6

FIG. 7

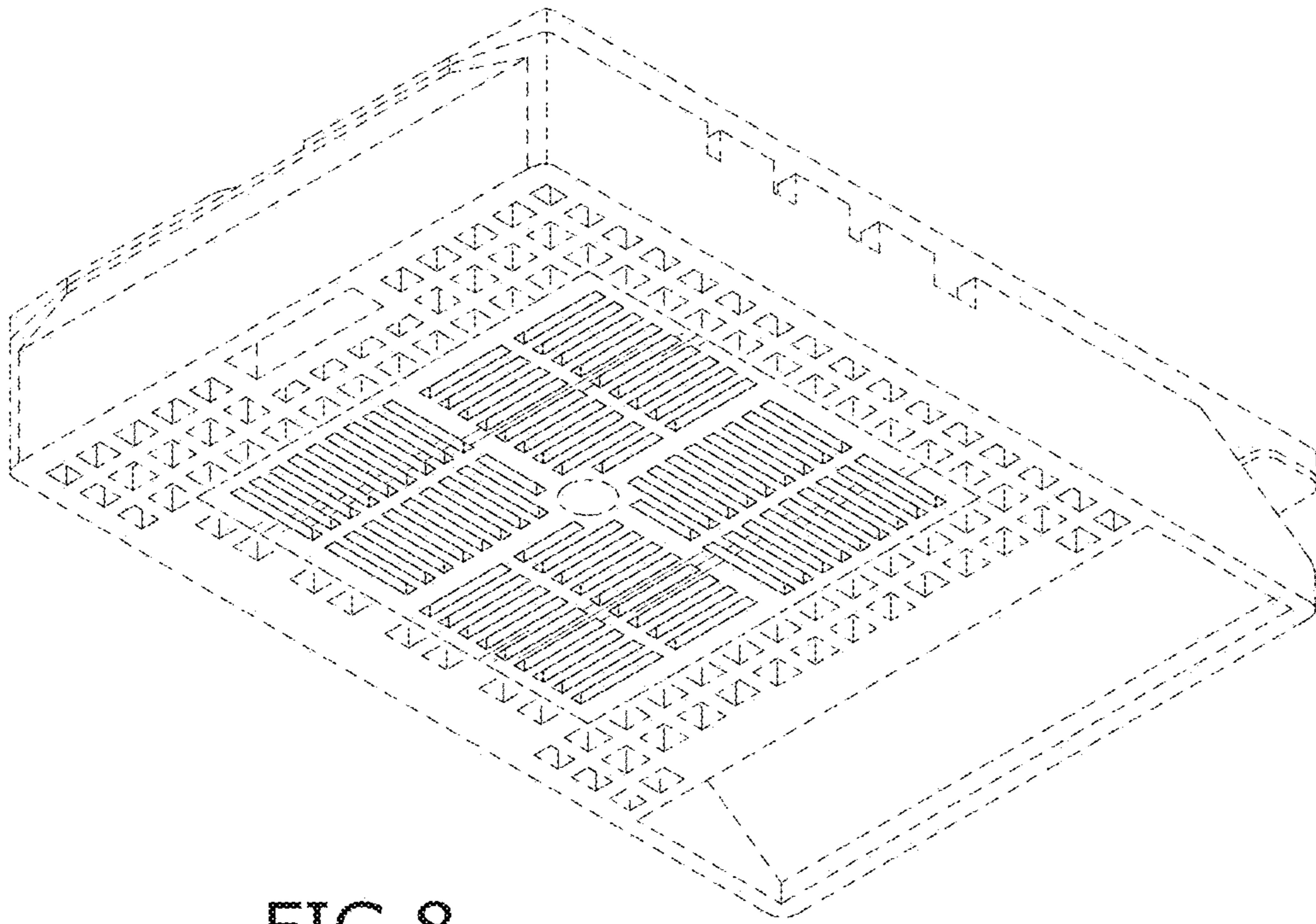


FIG. 8

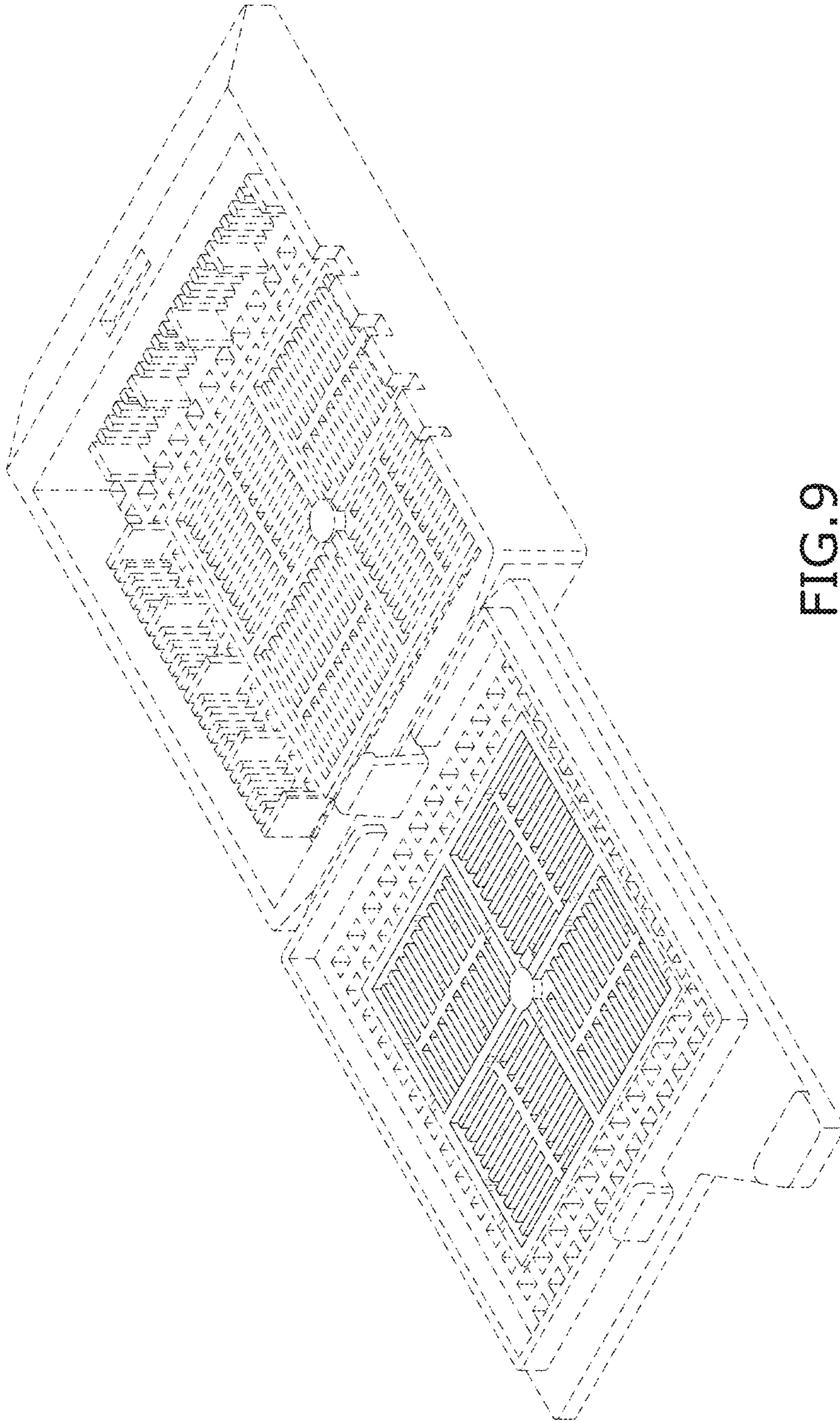


FIG. 9

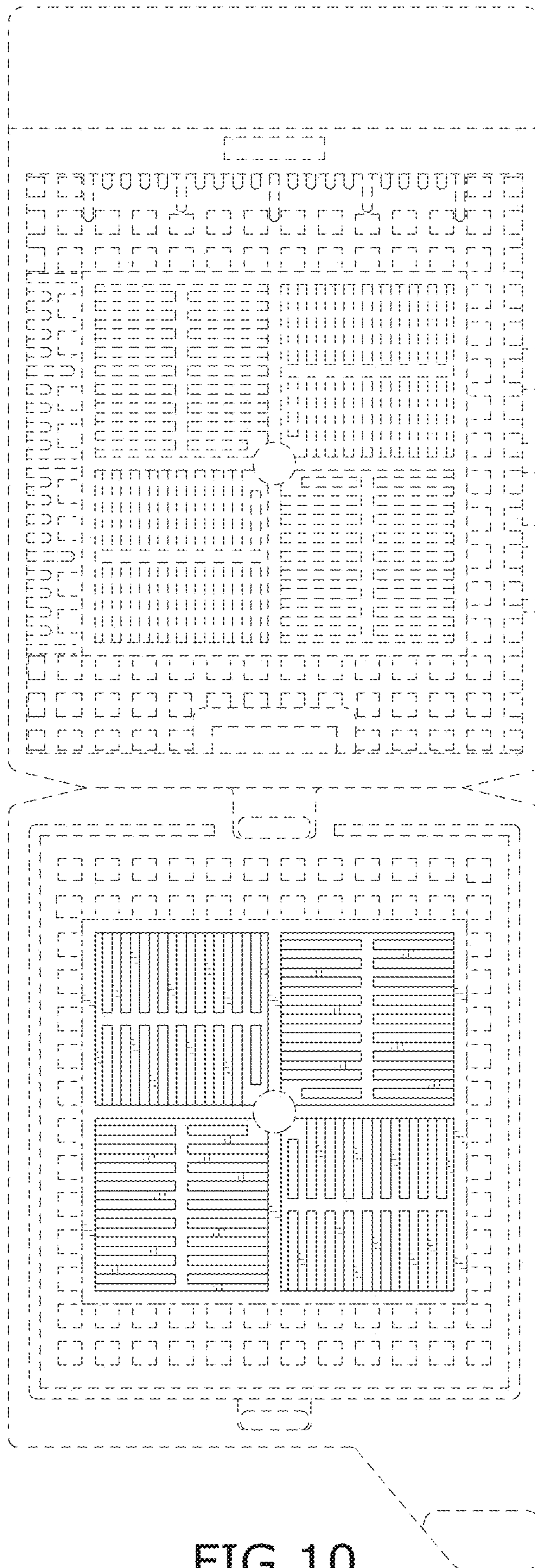


FIG. 10

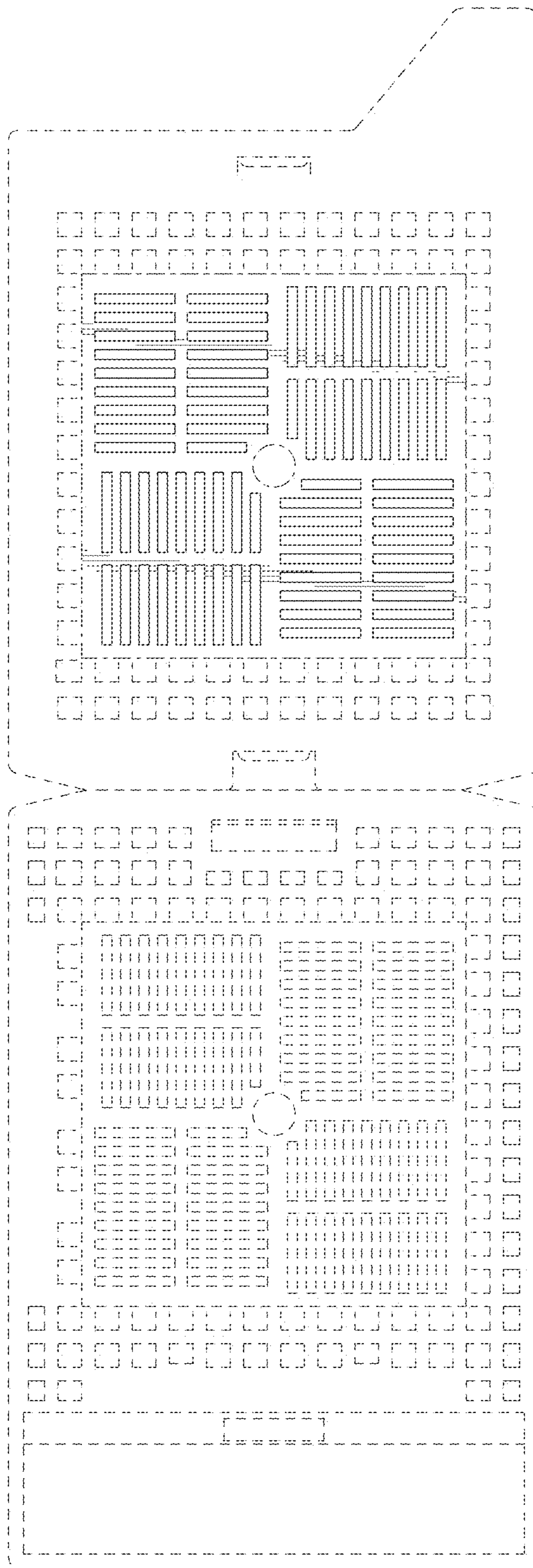


FIG. 11

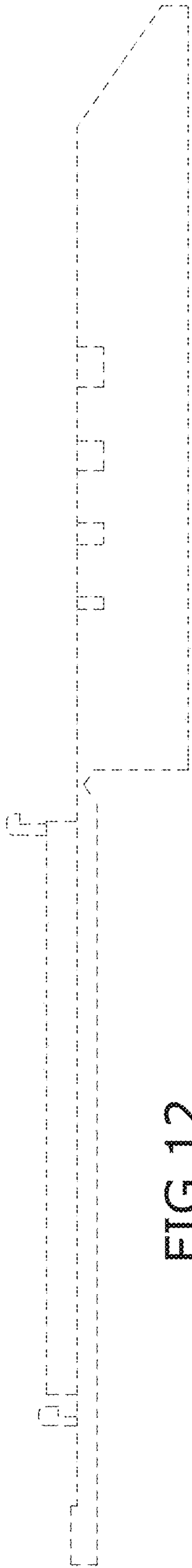


FIG.12

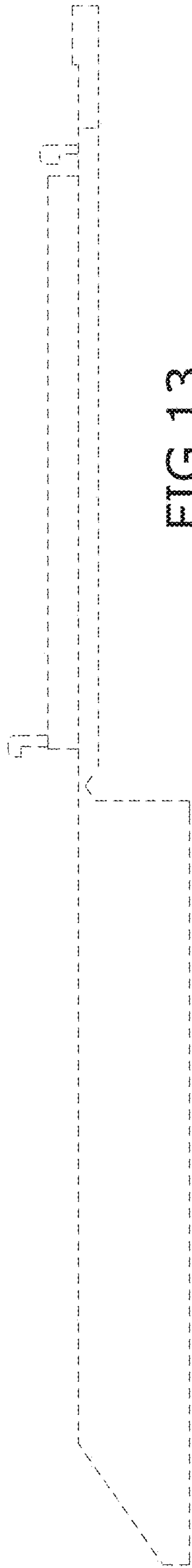


FIG.13



FIG.14

FIG.15

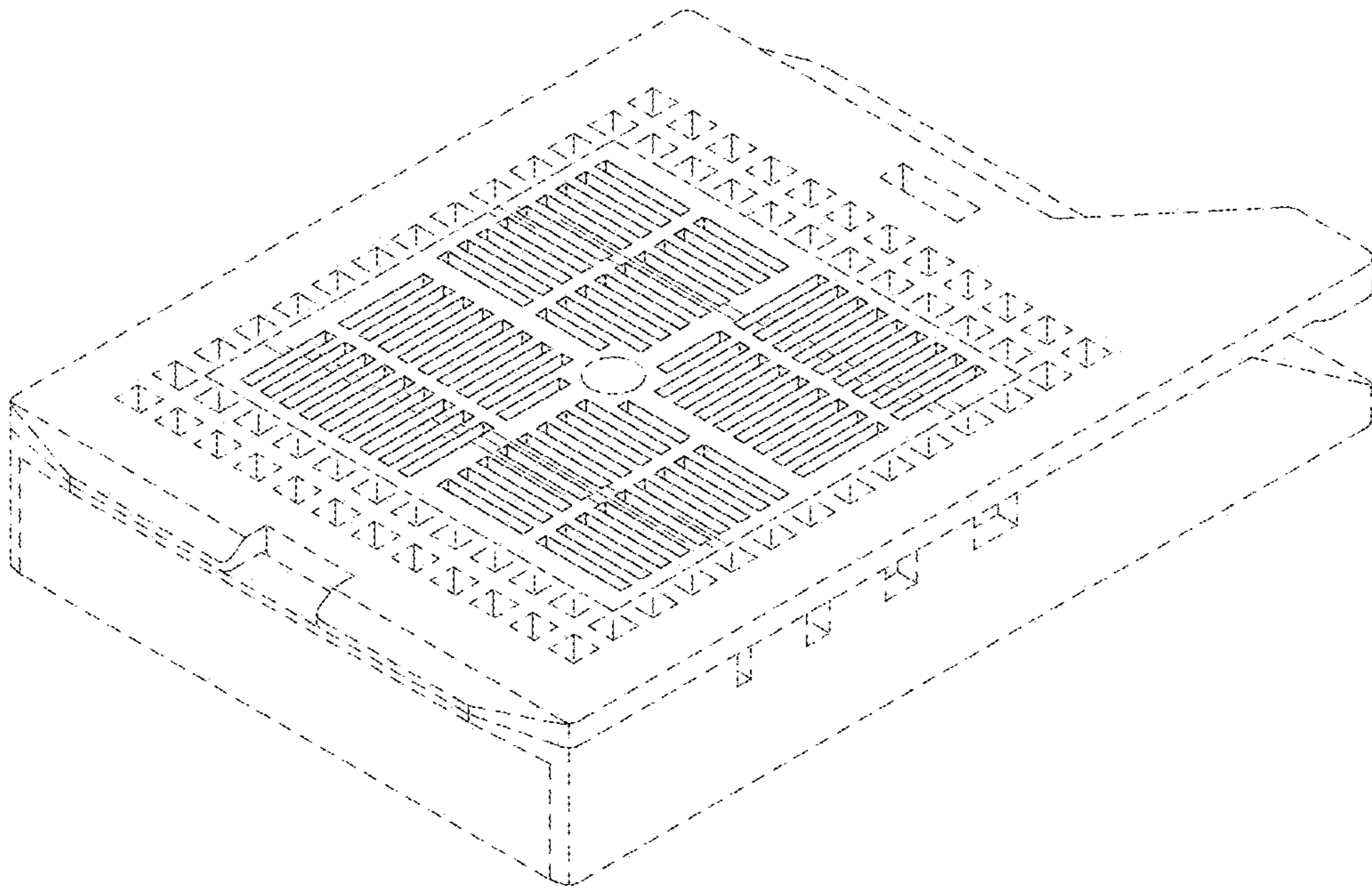


FIG. 16