



US00D953550S

(12) **United States Design Patent** (10) **Patent No.:** **US D953,550 S**
Li (45) **Date of Patent:** **** May 31, 2022**

(54) **HEATING WAIST**

(71) Applicant: **Juan Li**, Jiaxing (CN)

(72) Inventor: **Juan Li**, Jiaxing (CN)

(**) Term: **15 Years**

(21) Appl. No.: **29/784,465**

(22) Filed: **May 19, 2021**

(51) **LOC (13) Cl.** **24-04**

(52) **U.S. Cl.**
USPC **D24/206**

(58) **Field of Classification Search**
USPC D24/206–208, 200, 190–191; D2/627
CPC A61F 7/02; A61F 7/10; A61F 7/032; A61F
7/103; A61F 2007/0001; A61F 2007/0023
See application file for complete search history.

(56) **References Cited**

U.S. PATENT DOCUMENTS

- 5,179,942 A * 1/1993 Drulias A61F 7/02
607/108
- 5,274,865 A * 1/1994 Takehashi A61F 7/10
5/643
- D348,517 S * 7/1994 McDermott D24/206

- D627,078 S * 11/2010 Matsuo D24/206
- D695,902 S * 12/2013 Daniels D24/206
- D712,558 S 9/2014 Ledbetter
- D763,458 S * 8/2016 Mangrum D24/206
- D841,825 S * 2/2019 Rogers D24/206
- D929,598 S * 8/2021 Zulkosky D24/190
- 2009/0326427 A1 * 12/2009 Kawahara A61F 5/028
602/19
- 2013/0012760 A1 * 1/2013 Tripolsky A61F 7/02
600/15
- 2017/0100279 A1 * 4/2017 Ott A61F 7/02

* cited by examiner

Primary Examiner — Wan Laymon

(74) *Attorney, Agent, or Firm* — Justin Lampel

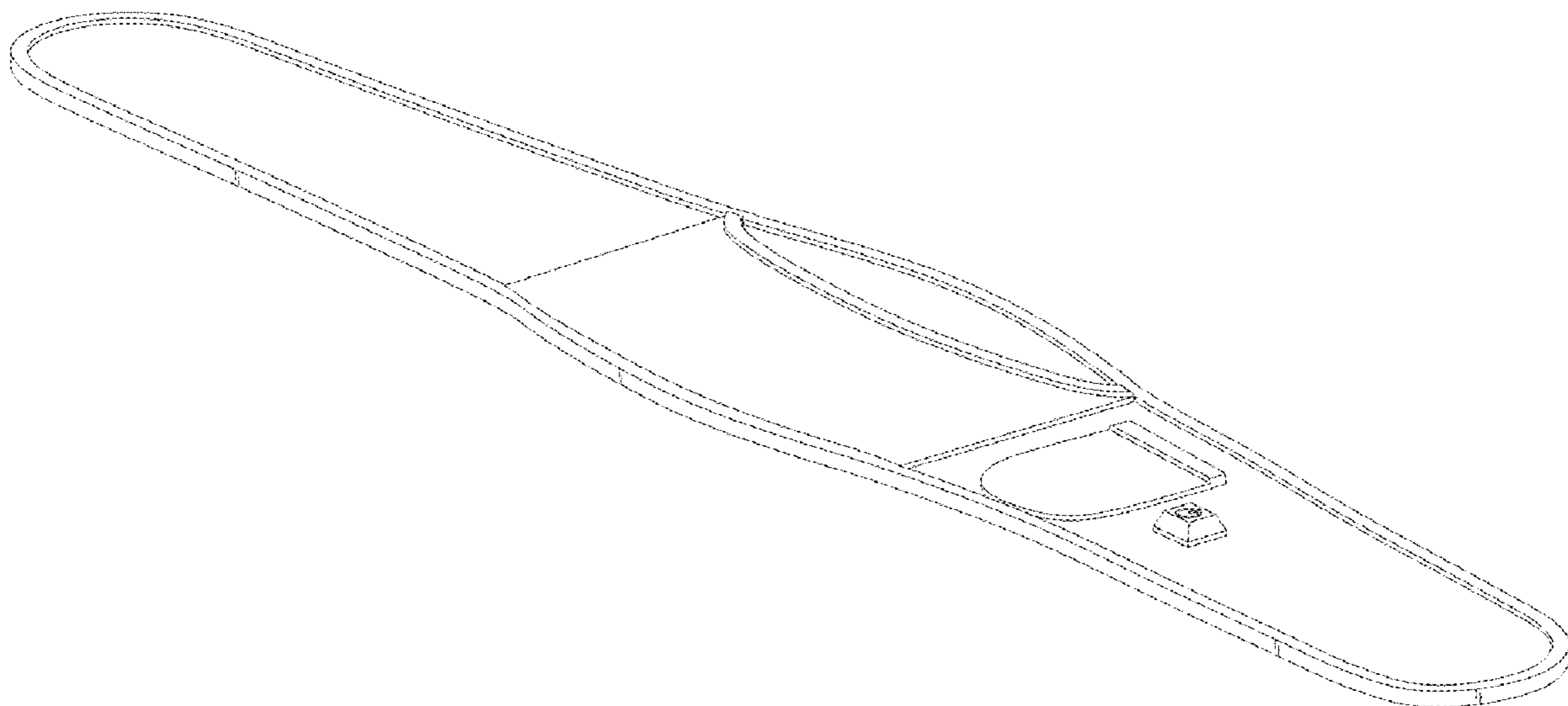
(57) **CLAIM**

The ornamental design for a heating waist, as shown and described.

DESCRIPTION

FIG. 1 is a perspective view of a heating waist showing the claimed design;
FIG. 2 is a top plan view thereof;
FIG. 3 is a left side view thereof;
FIG. 4 is a front elevational view thereof;
FIG. 5 is a right side view thereof;
FIG. 6 is a rear elevational view thereof; and,
FIG. 7 is a bottom plan view thereof.

1 Claim, 7 Drawing Sheets



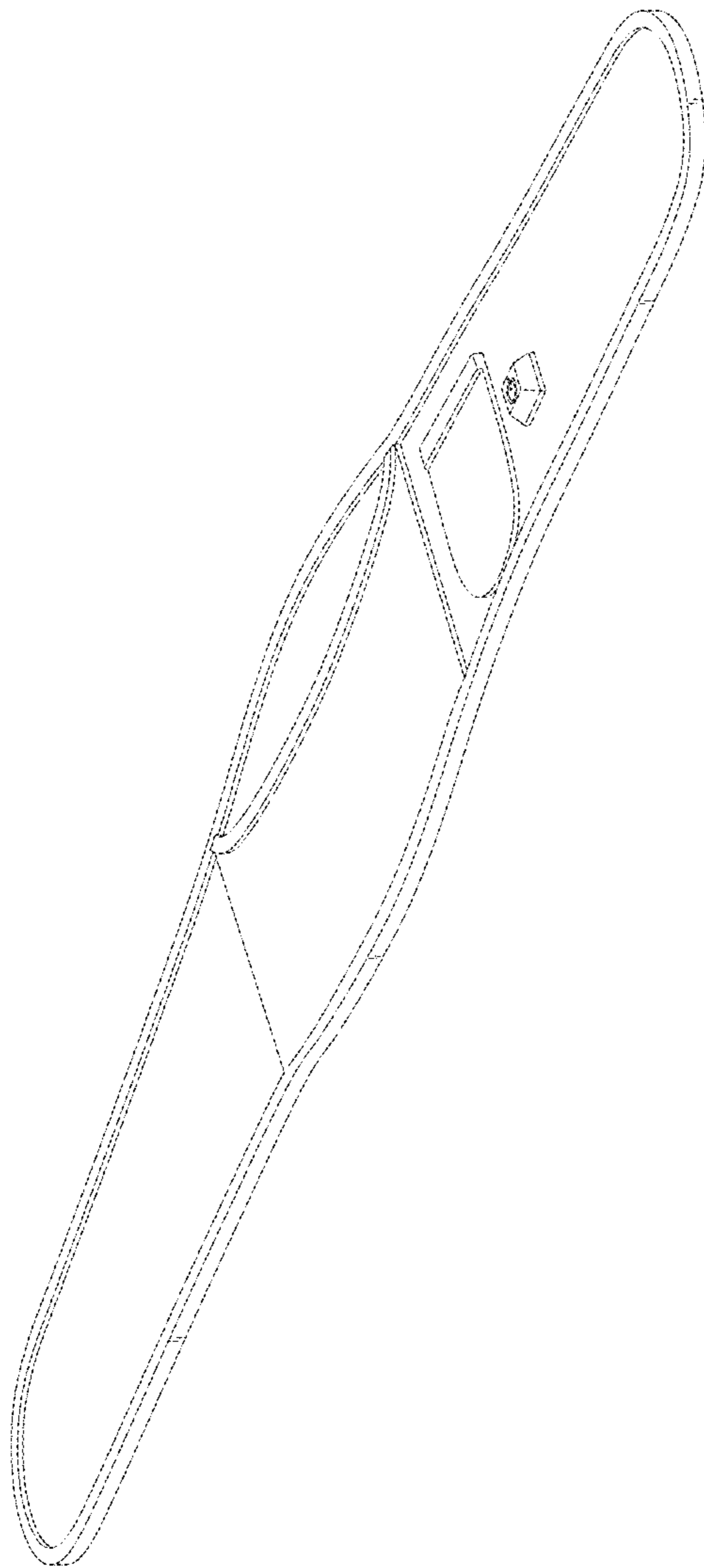


FIG. 1

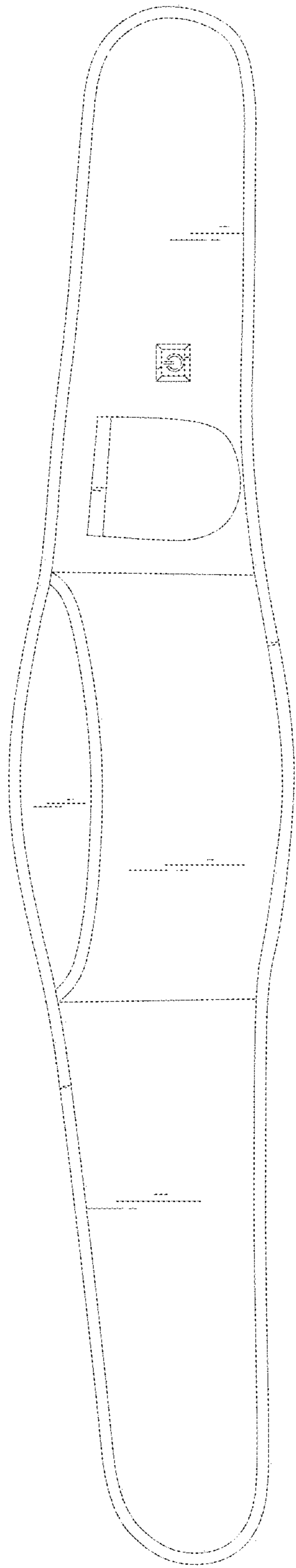


FIG. 2




FIG. 3



FIG. 4




FIG. 5




FIG. 6

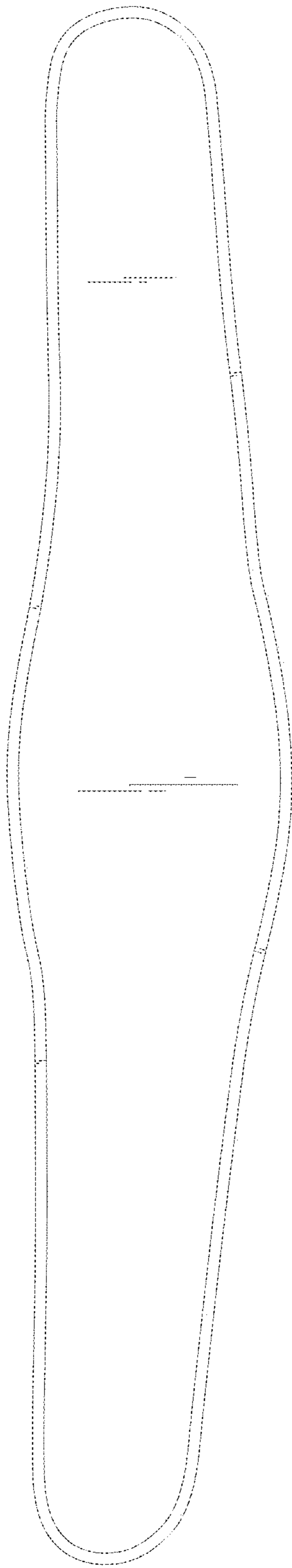


FIG. 7