



US00D953543S

(12) **United States Design Patent** (10) **Patent No.:** **US D953,543 S**  
**Zimmermann** (45) **Date of Patent:** **\*\* May 31, 2022**

(54) **MEDICAL DEVICE FOR FETAL MONITORING**

D771,820 S \* 11/2016 Haye ..... D24/186  
D823,470 S \* 7/2018 Neubauer ..... D24/158  
2018/0199883 A1\* 7/2018 Banet ..... A61B 5/7278

(71) Applicant: **VIEWCARE TECHNOLOGIES 1 APS, Søborg (DK)**

**OTHER PUBLICATIONS**

(72) Inventor: **Henrik Zimmermann, Aarhus (DK)**

Japan Gov. Handy Fetal Monitor Brings Peace of Mind to Mothers. 2020. [https://www.japan.go.jp/tomodachi/2020/summer2020/handy\\_fetal\\_monitor.html](https://www.japan.go.jp/tomodachi/2020/summer2020/handy_fetal_monitor.html) (Year: 2020).\*

(\*\*) Term: **15 Years**

\* cited by examiner

(21) Appl. No.: **35/509,946**

(22) Filed: **Jan. 27, 2020**

*Primary Examiner* — Darcey E Gottschalk

(80) **Hague Agreement Data**

(57) **CLAIM**

Int. Filing Date: **Jan. 27, 2020**  
Int. Reg. No.: **DM/206981**  
Int. Reg. Date: **Jan. 27, 2020**  
Int. Reg. Pub. Date: **Jul. 31, 2020**

The ornamental design for a medical device for fetal monitoring, as shown and described.

(51) **LOC (13) Cl.** ..... **24-01**

**DESCRIPTION**

(52) **U.S. Cl.**  
USPC ..... **D24/187**

(58) **Field of Classification Search**  
USPC ..... D24/206, 107, 133, 158, 186, 231, 232, D24/190, 187, 193  
CPC .. A61B 5/02438; A61B 5/6823; A61B 5/0006  
See application file for complete search history.

Fig. 1.1 is a perspective view of a medical device for fetal monitoring.  
Fig. 1.2 is a top side view of the medical device for fetal monitoring.  
Fig. 1.3 is a bottom side view of the medical device for fetal monitoring.  
Fig. 1.4 is front view of the medical device for fetal monitoring.  
Fig. 1.5 is a rear view of the medical device for fetal monitoring.  
Fig. 1.6 is a right side view of the medical device for fetal monitoring.  
Fig. 1.7 is a left side view of the medical device for fetal monitoring.

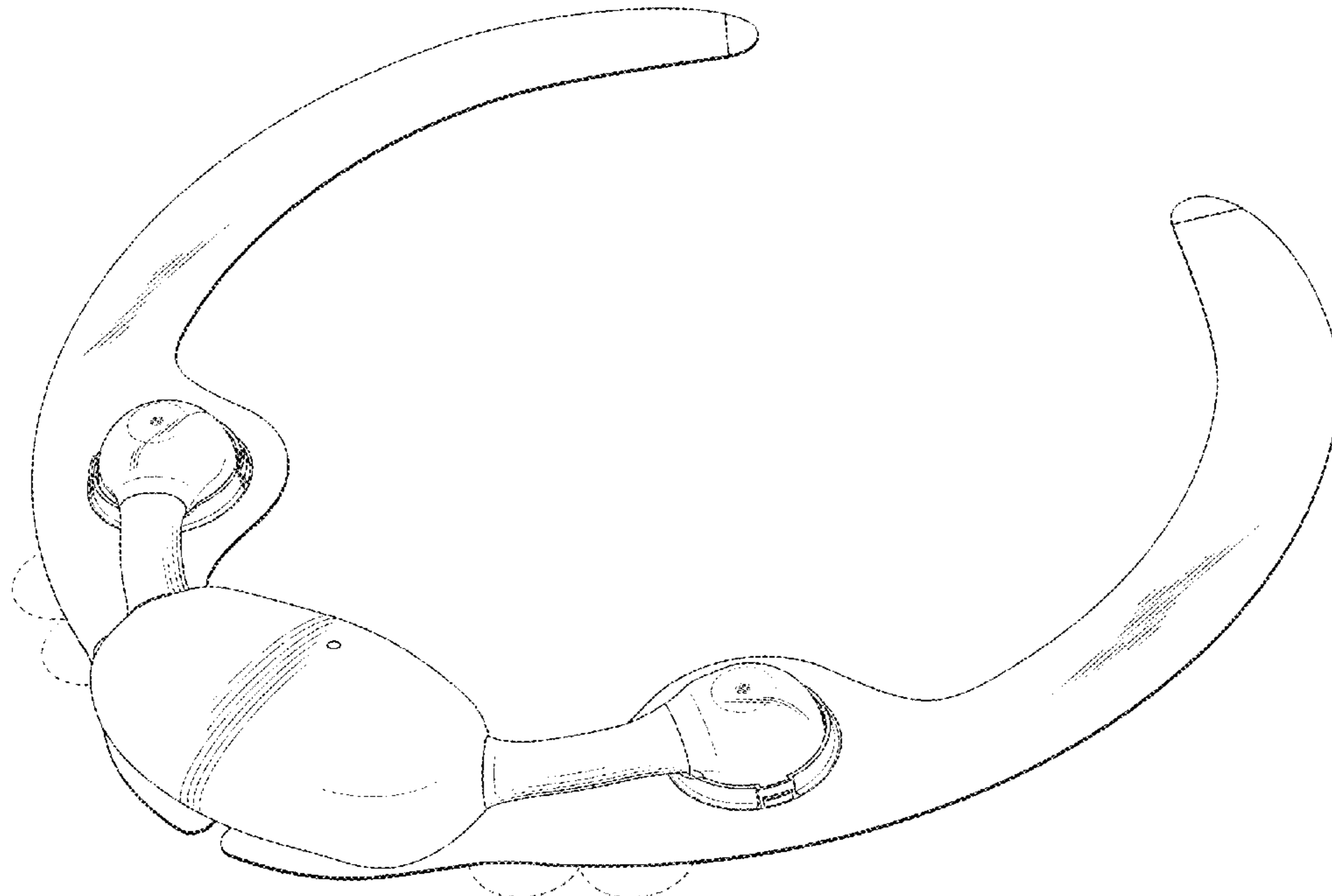
(56) **References Cited**

**U.S. PATENT DOCUMENTS**

D418,606 S \* 1/2000 Davis ..... D24/191  
D442,269 S \* 5/2001 Pinchuk ..... D23/351  
D455,481 S \* 4/2002 Christianson ..... D23/351  
D690,019 S \* 9/2013 Nichols ..... D24/190  
D717,956 S \* 11/2014 Alexander ..... D24/167

The broken lines shown in one or more of the figures are for the purpose of illustrating portions of the medical device for fetal monitoring and form no part of the claimed design.

**1 Claim, 7 Drawing Sheets**



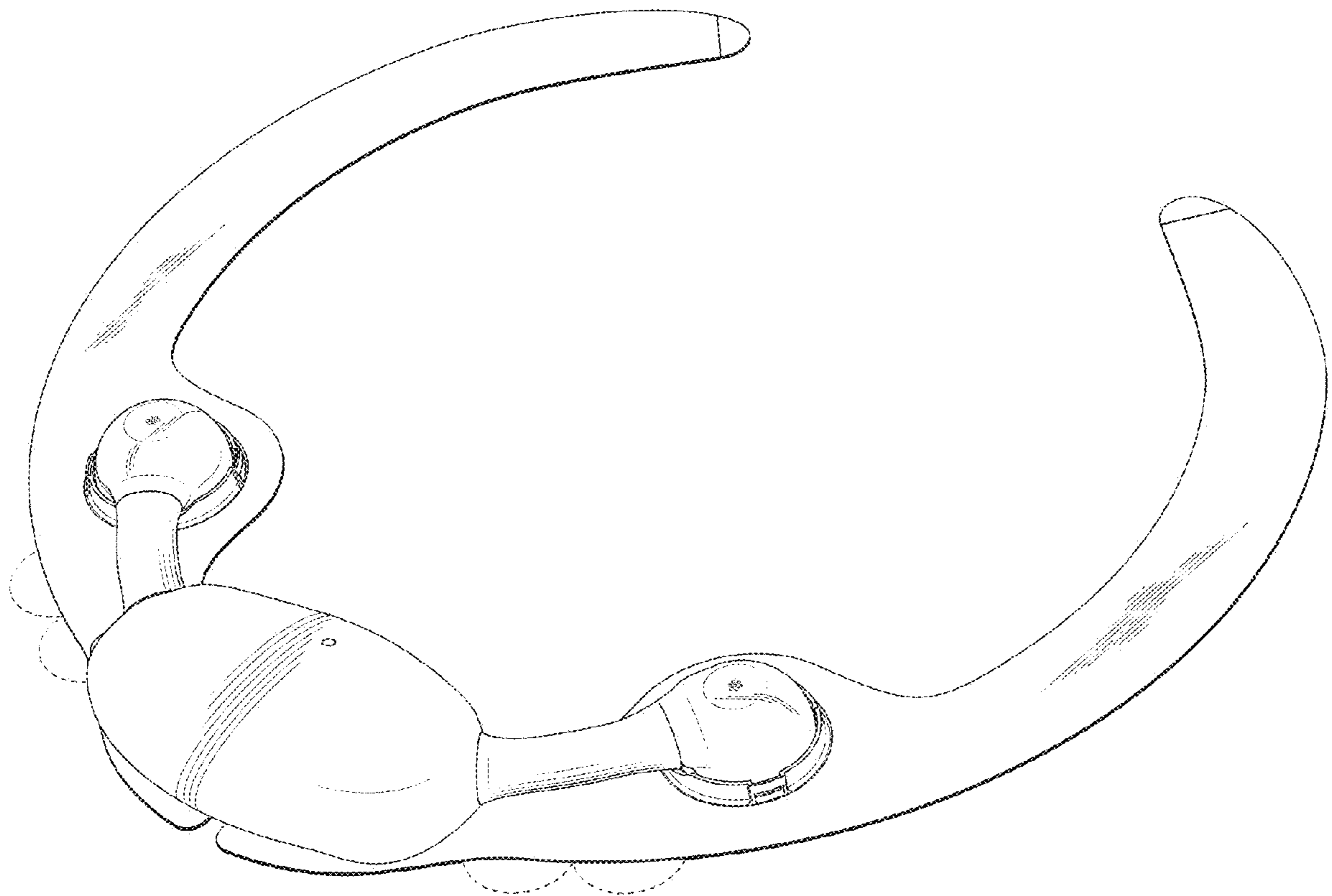
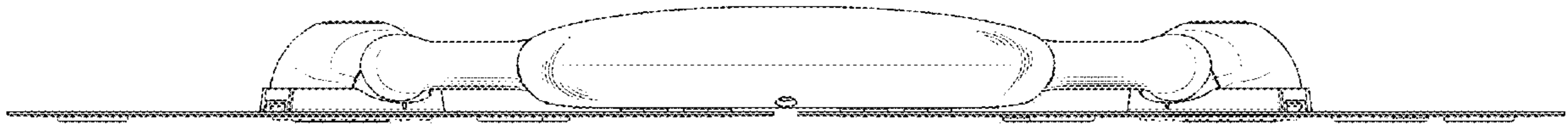
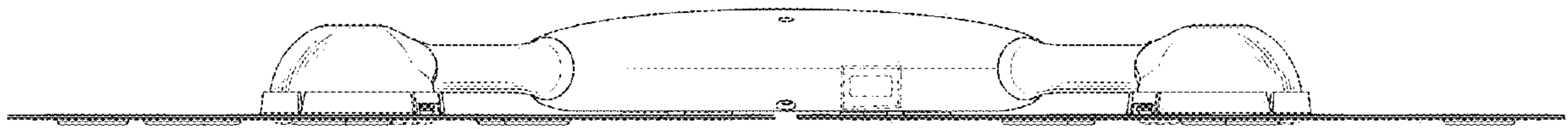


FIG. 1.1



**FIG. 1.2**



**FIG. 1.3**

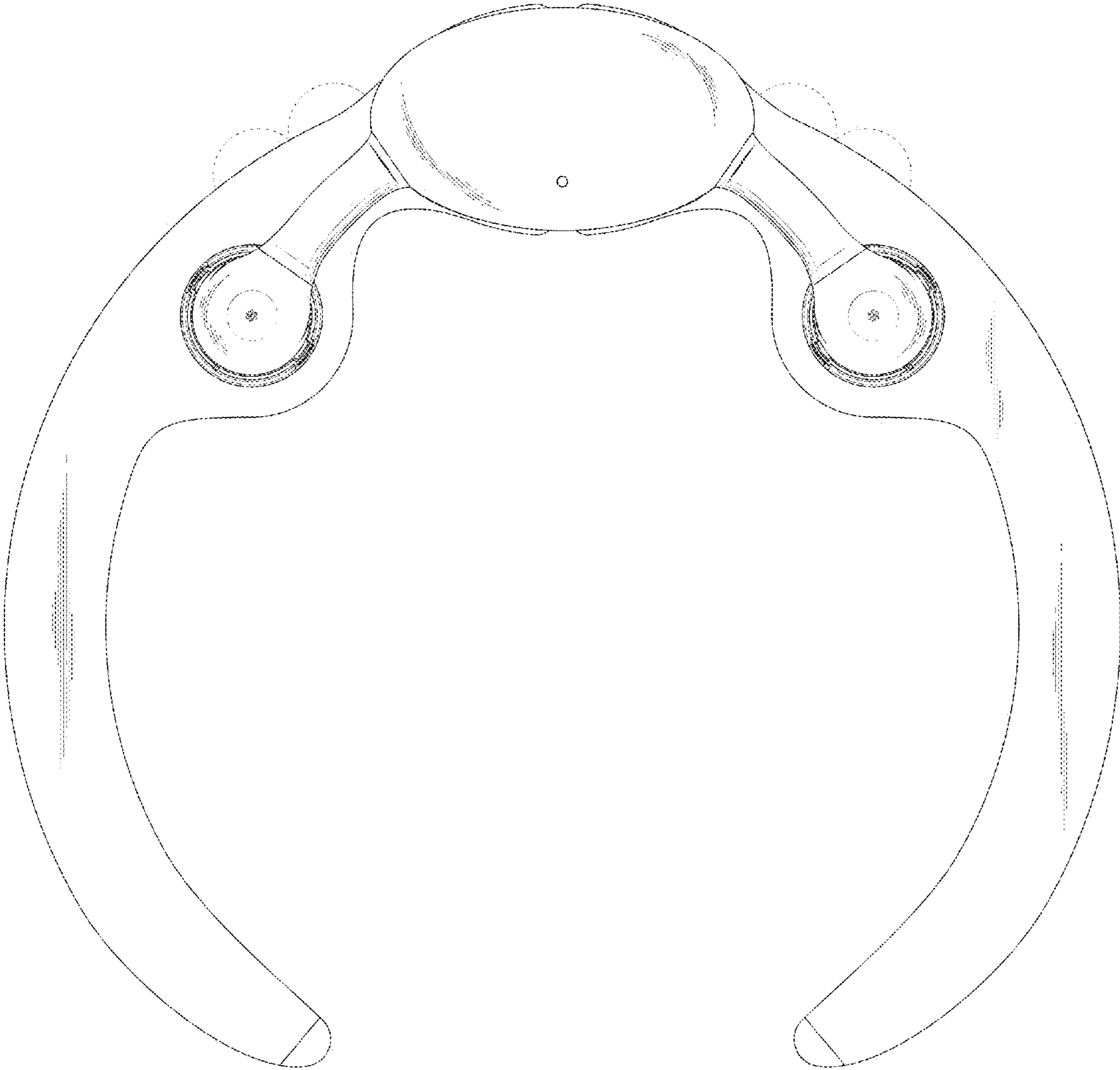


FIG. 1.4

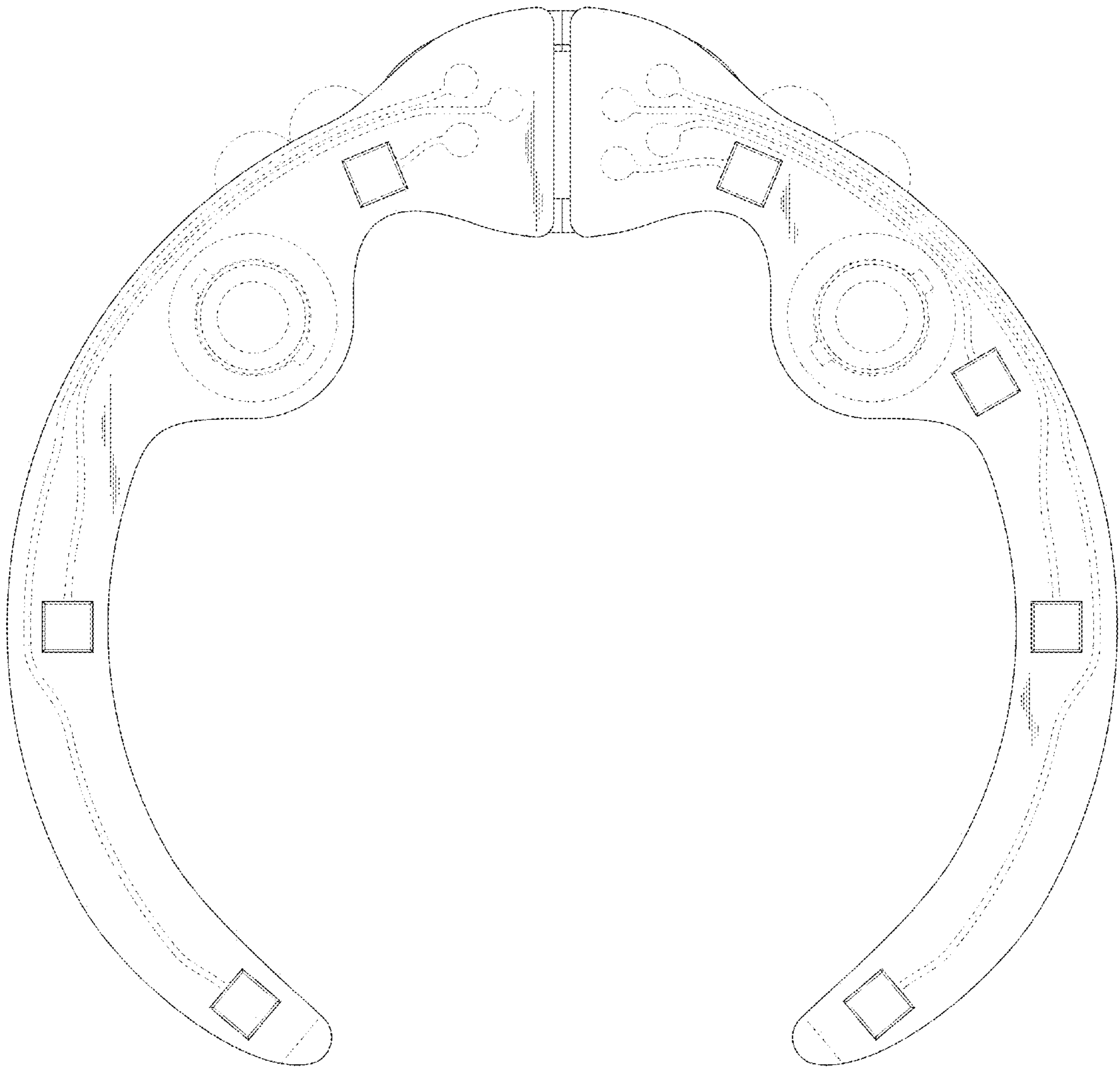




FIG. 1.5



**FIG. 1.6**



**FIG. 1.7**