



US00D953481S

(12) **United States Design Patent**
Edwards

(10) **Patent No.:** **US D953,481 S**
(45) **Date of Patent:** **** May 31, 2022**

(54) **GUTTER FILTER**

(71) Applicant: **Tom Edwards**, Everett, WA (US)

(72) Inventor: **Tom Edwards**, Everett, WA (US)

(**) Term: **15 Years**

(21) Appl. No.: **29/720,580**

(22) Filed: **Jan. 14, 2020**

(51) **LOC (13) Cl.** **23-01**

(52) **U.S. Cl.**
USPC **D23/209**

(58) **Field of Classification Search**
USPC D23/207, 208, 209, 210, 235, 261, 355,
D23/363, 365; D24/162, 217, 229
CPC B01D 27/00; B01D 27/08; B01D 35/02;
B01D 2201/309; B01D 2201/4023; C02F
2201/002; C02F 2307/10; E04D 13/0767
See application file for complete search history.

(56) **References Cited**

U.S. PATENT DOCUMENTS

5,548,931	A *	8/1996	Bryant	E04D 13/076	52/12
6,193,880	B1 *	2/2001	Bergeron	E04D 13/0767	52/12
7,208,081	B2 *	4/2007	Jones	E04D 13/076	52/12
7,407,574	B2 *	8/2008	Robinson	E04D 13/0767	52/12
D613,379	S *	4/2010	Contreras	D23/267	
D613,380	S *	4/2010	Contreras	D23/267	
D616,960	S *	6/2010	Konkey	D23/209	
D617,427	S *	6/2010	McNamara	D23/261	
D620,088	S *	7/2010	Chitwood	D23/267	
7,752,811	B1 *	7/2010	Pavlansky	E04D 13/076	52/12
7,950,188	B1 *	5/2011	Galbraith	E04D 13/076	52/12
8,220,206	B2 *	7/2012	Konkey	E04D 13/076	52/12

2009/0178366	A1 *	7/2009	Konkey	E04D 13/076	210/474
2009/0249704	A1 *	10/2009	Wilson	E04D 13/076	52/12
2010/0170837	A1 *	7/2010	Konkey	E04D 13/076	210/162

(Continued)

OTHER PUBLICATIONS

Gutterstuff GS-DS12415, Jul. 13, 2018, Amazon, site visited Mar. 7, 2022: <https://www.amazon.com/dp/B07FL85QP4/> (Year: 2018).*

(Continued)

Primary Examiner — Jack Reickel
Assistant Examiner — Bobby W Jones, II
(74) *Attorney, Agent, or Firm* — Dean A. Craine, P.S.

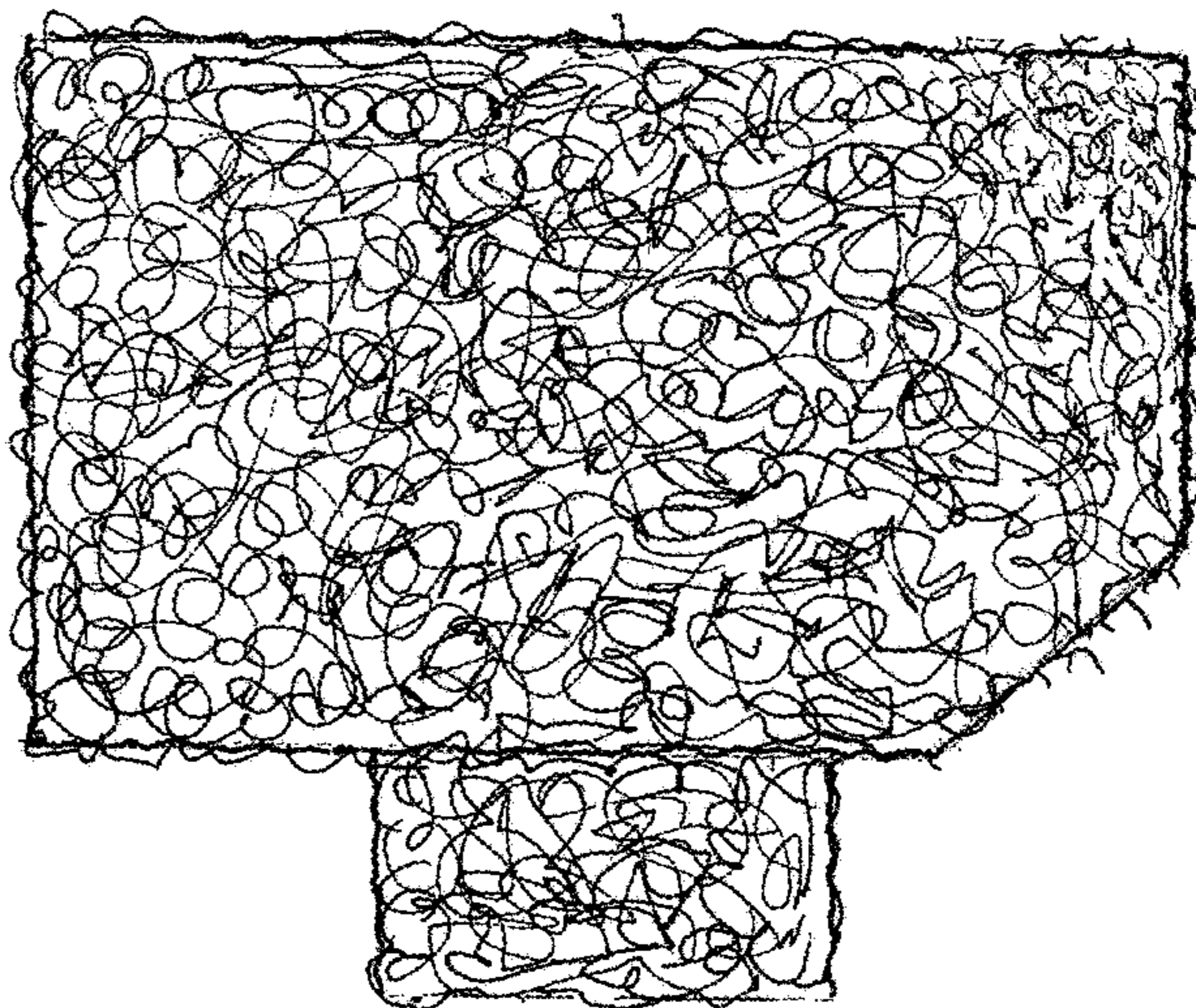
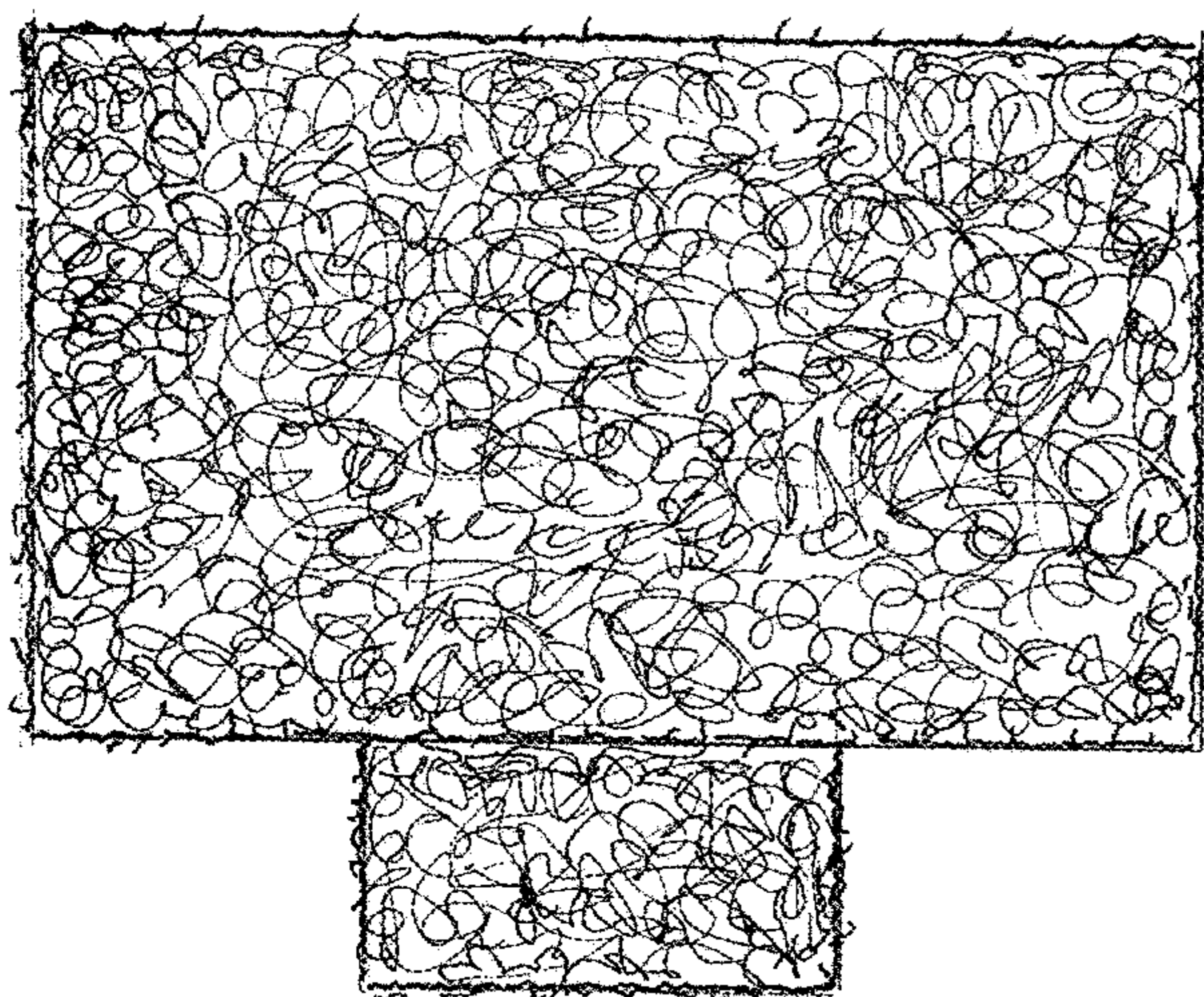
(57) **CLAIM**

The ornamental design for the gutter filter, as shown and described.

DESCRIPTION

FIG. 1 is a front perspective view of one embodiment of a gutter filter, showing my new design.
FIG. 2 is a top plan view thereof.
FIG. 3 is a bottom plan view thereof.
FIG. 4 is a front elevation view thereof, the rear elevation view being a mirror image.
FIG. 5 is a right side elevation view thereof, the left side elevation view being a mirror image.
FIG. 6 is a front perspective view of another embodiment of the gutter filter.
FIG. 7 is a top plan view thereof.
FIG. 8 is a left side elevation view thereof, the right side being a mirror image.
FIG. 9 is bottom plan view thereof.
FIG. 10 is a front elevation view; and,
FIG. 11 is a rear elevation view.

1 Claim, 7 Drawing Sheets



(56)

References Cited

U.S. PATENT DOCUMENTS

2011/0047887 A1* 3/2011 Contreras E04D 13/076
52/12
2014/0223837 A1* 8/2014 Pavlansky E04D 13/0767
52/12
2015/0284941 A1* 10/2015 Robertson E03F 1/00
210/170.03
2017/0058530 A1* 3/2017 Ward E04D 13/0767

OTHER PUBLICATIONS

GutterFoam Drain Tube, Oct. 1, 2019, Home Depot, site visited
Mar. 7, 2022: <https://www.homedepot.com/p/GutterFoam-Drain-Tube-4-Pack-GF-DT12470-HD/306938448> (Year: 2019).*

Amazon.com: https://www.amazon.com/GutterStuff-Downspout-Foam-Insert/dp/B07FL85QP4/ref=sr_1_5?keywords=gutterstuff&qid=1582659061&sr=8-5:GutterStuffDownspoutGutterGuard—
Feb. 24, 2020.

Home Depot: [https://www.homedepot.com/s/gutterstuff?NCNI=5&gsitesearch:GutterStuff](https://www.homedepot.com/s/gutterstuff?NCNI=5&gsitesearch=GutterStuff) Feb. 24, 2020.

* cited by examiner

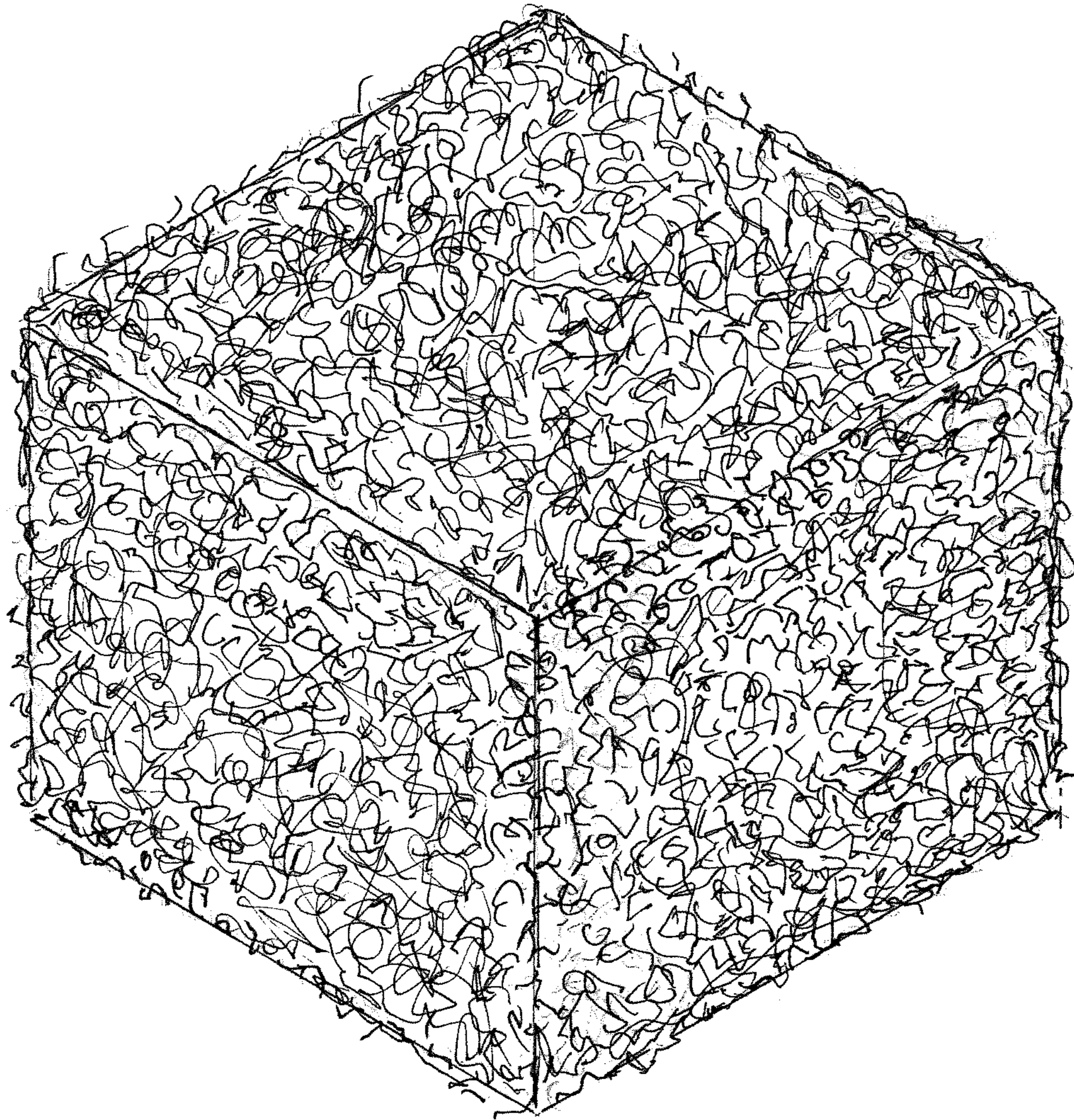


FIG. 1




FIG. 2




FIG. 3

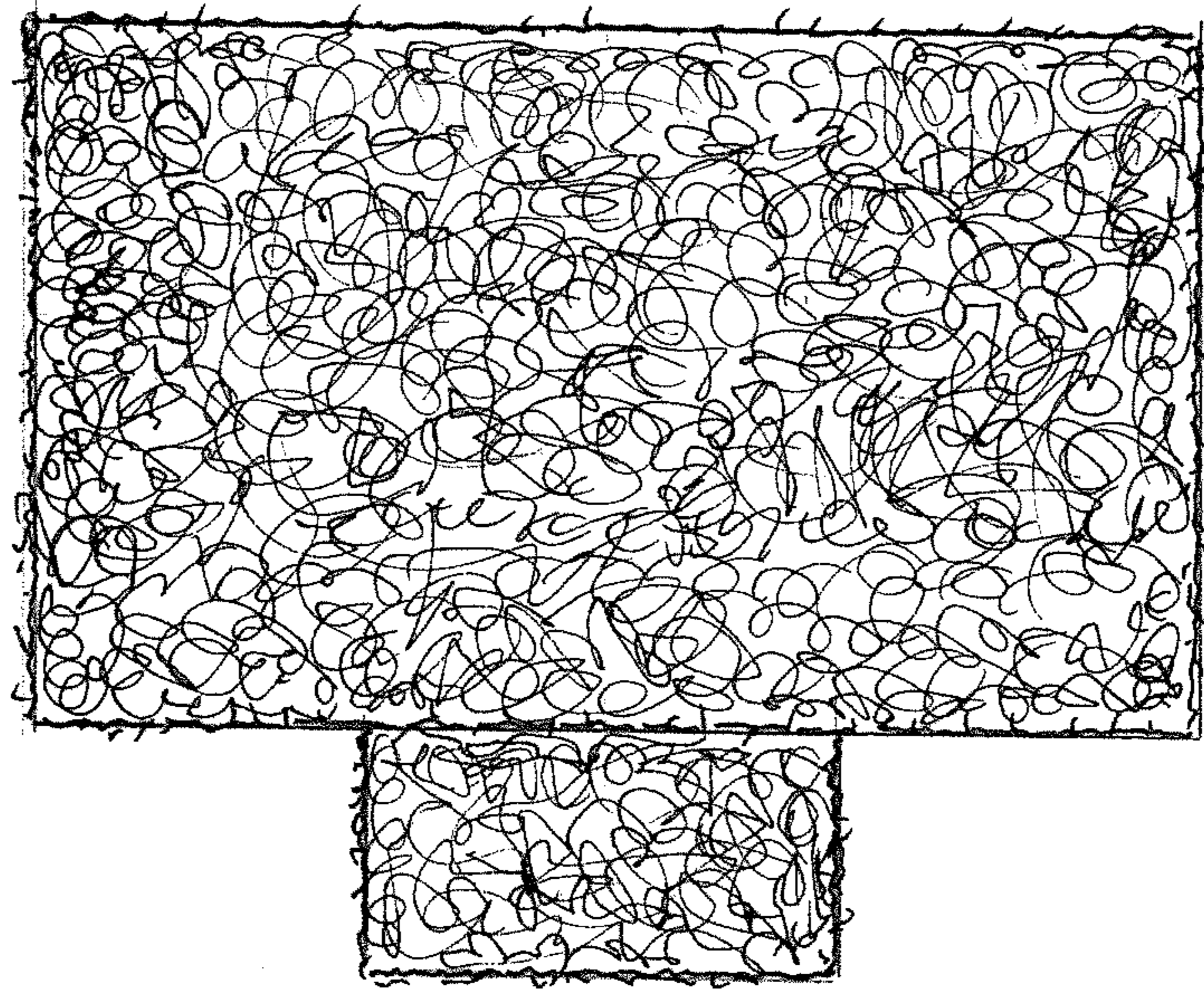


FIG. 4

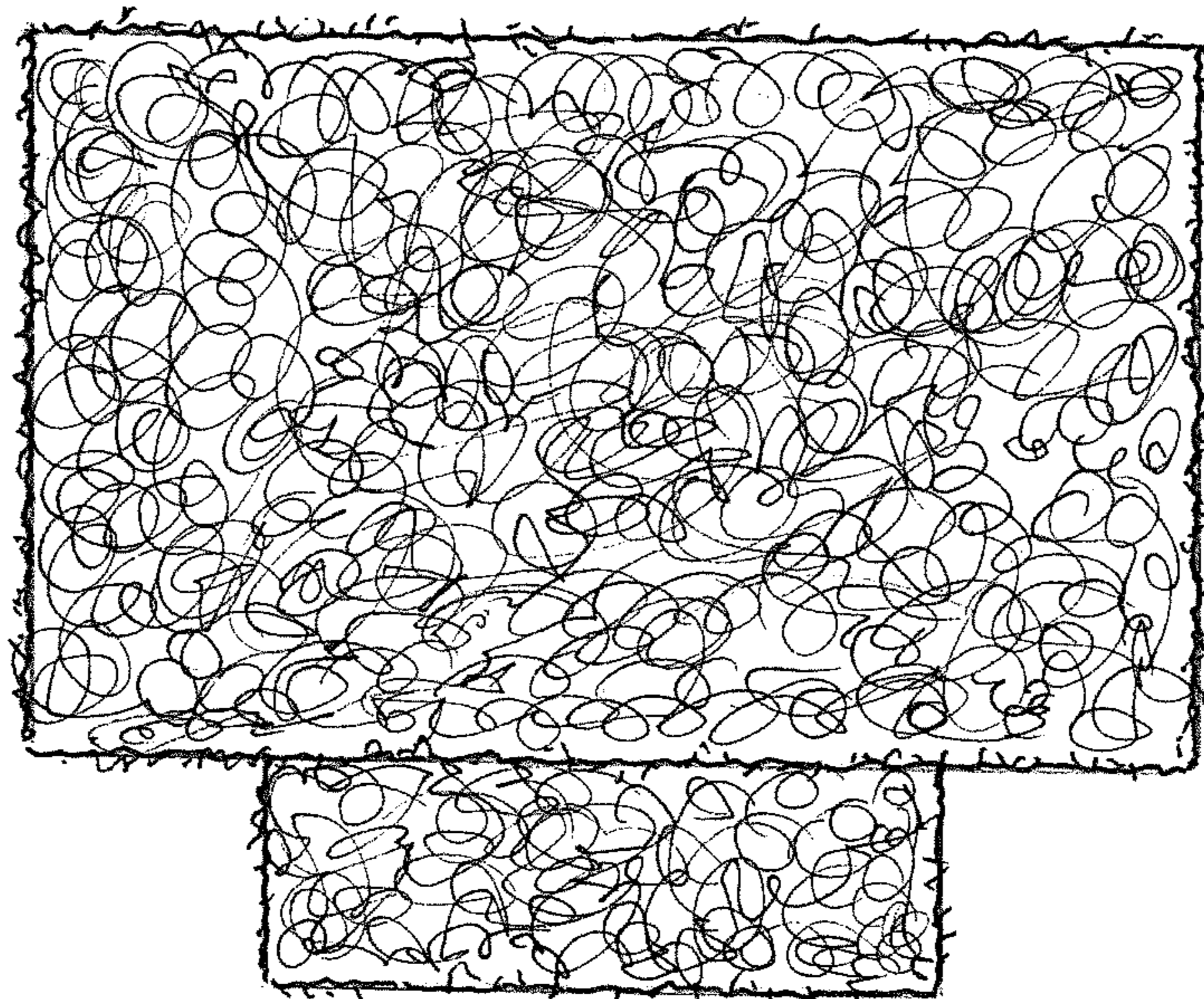


FIG. 5

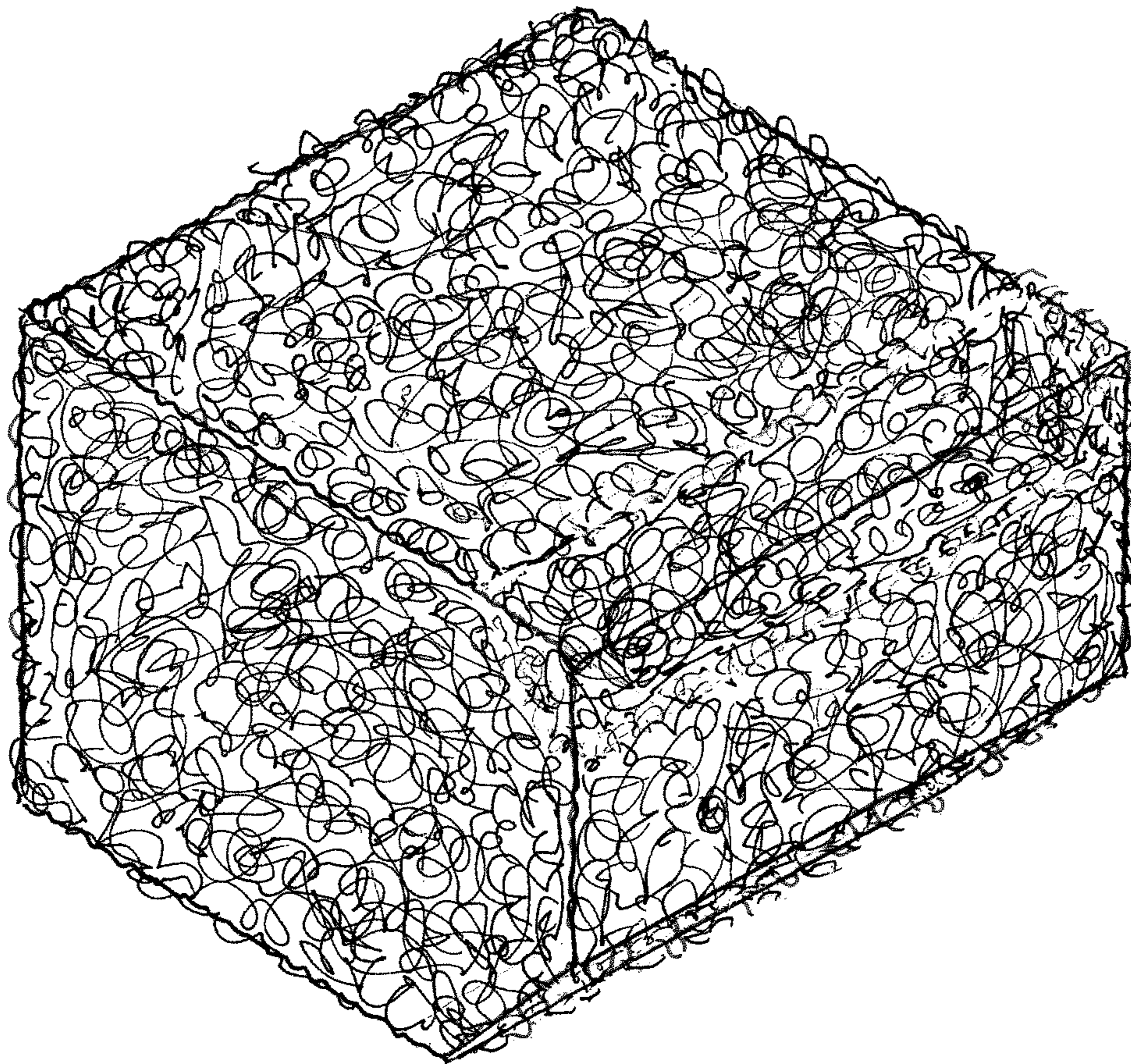


FIG. 6




FIG. 7

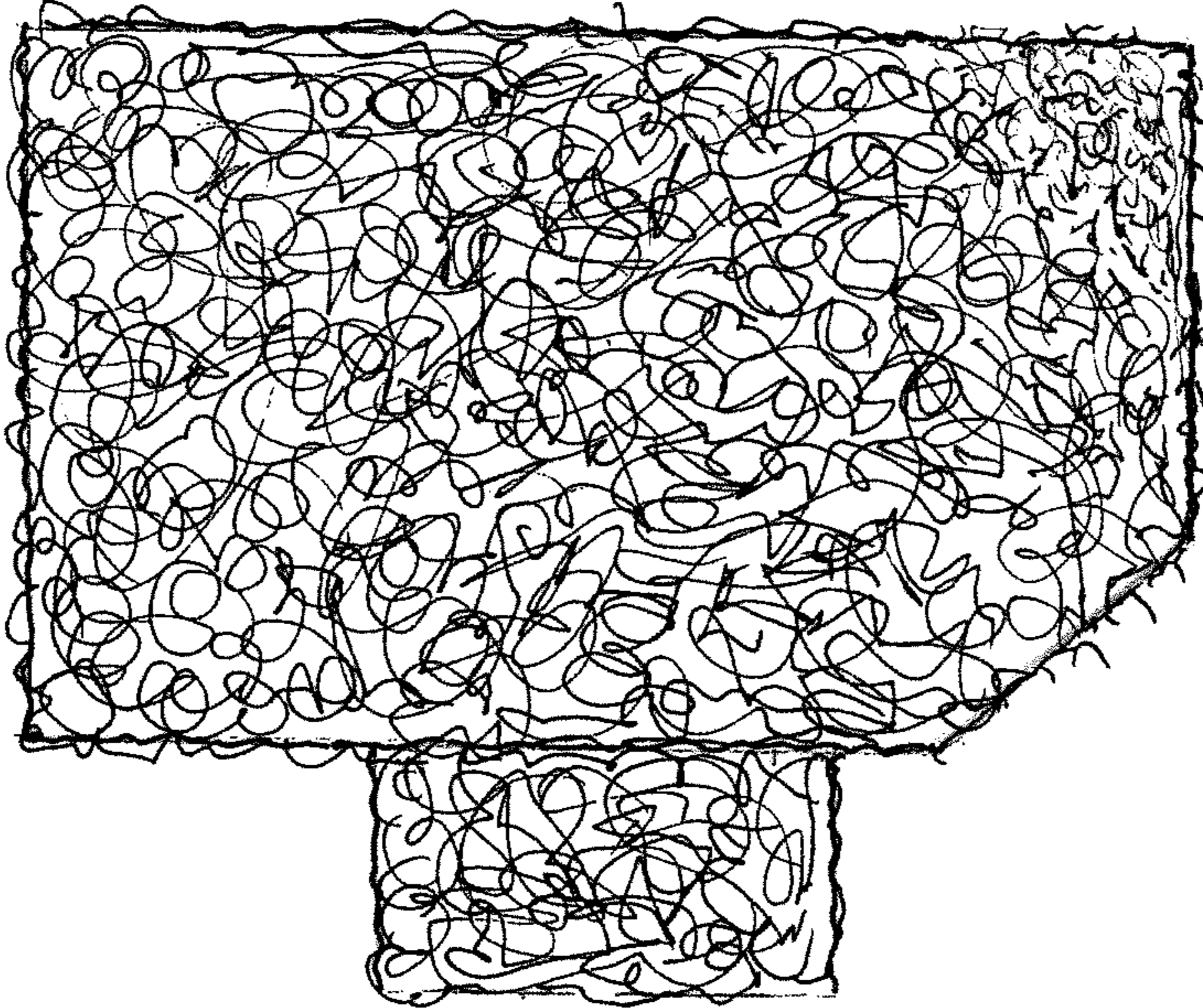


FIG. 8

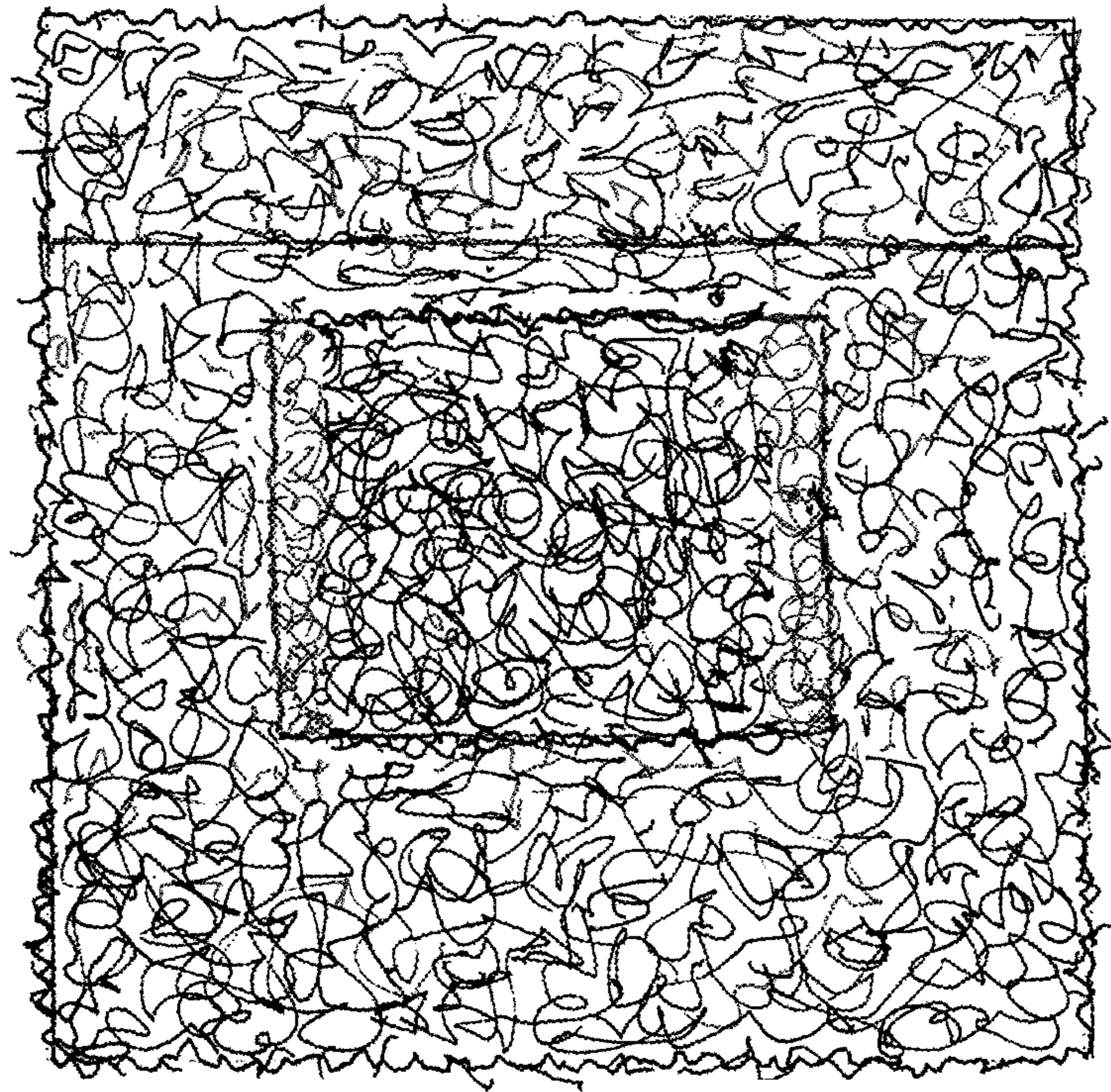


FIG. 9

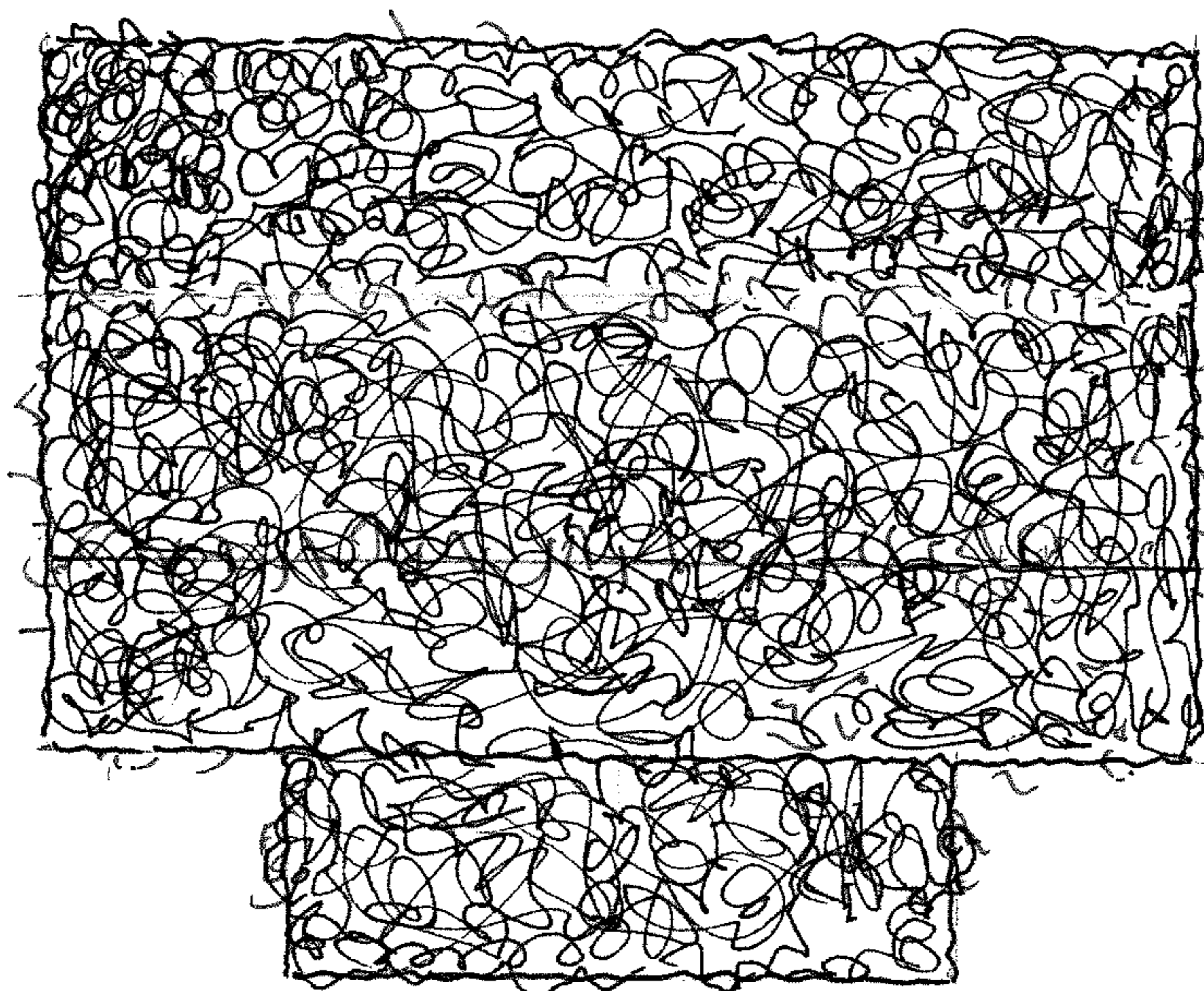


FIG. 10

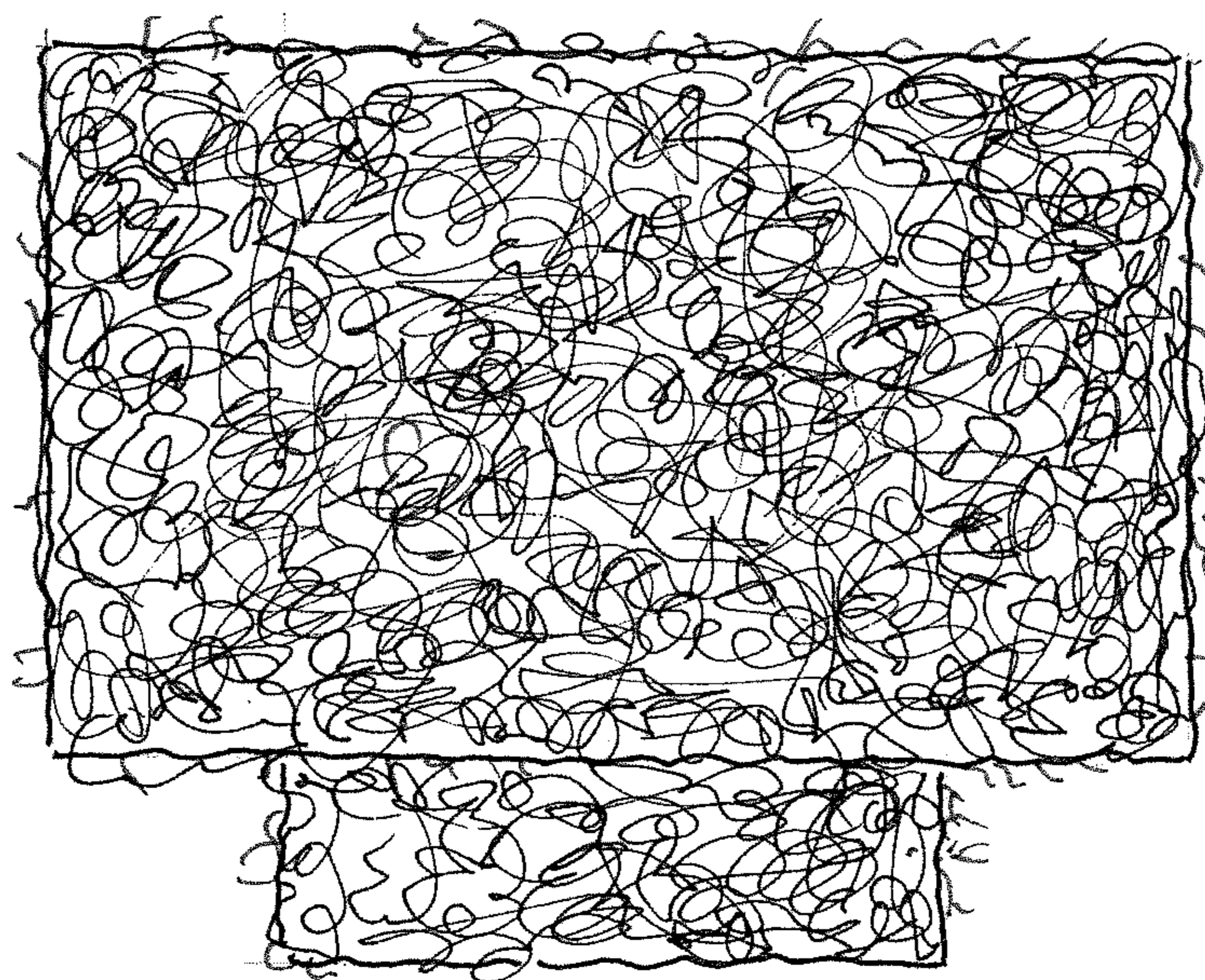


FIG. 11