



US00D953469S

(12) **United States Design Patent** (10) **Patent No.:** **US D953,469 S**
Cavanaugh et al. (45) **Date of Patent:** **** May 31, 2022**

- (54) **STRIKER FIRED PISTOL**
- (71) Applicants: **Lee Cavanaugh**, Winchester, CT (US);
Peter Duperry, Cheshire, CT (US);
Salvatore Pietrzyk, Wallingford, CT (US)
- (72) Inventors: **Lee Cavanaugh**, Winchester, CT (US);
Peter Duperry, Cheshire, CT (US);
Salvatore Pietrzyk, Wallingford, CT (US)
- (73) Assignee: **O.F. MOSSBERG & SONS, INC.**,
North Haven, CT (US)
- (**) Term: **15 Years**
- (21) Appl. No.: **29/675,798**
- (22) Filed: **Jan. 4, 2019**
- (51) **LOC (13) Cl.** **22-01**
- (52) **U.S. Cl.**
USPC **D22/104**
- (58) **Field of Classification Search**
USPC D22/104, 108, 109, 110; D21/567, 570,
D21/572, 573, 574
CPC F41C 3/14; F41C 3/16; F41C 3/04
See application file for complete search history.

(56) **References Cited**

U.S. PATENT DOCUMENTS

D269,896 S	*	7/1983	Seccamp	D22/104
D479,570 S	*	9/2003	Scheunert	D22/104
D503,207 S	*	3/2005	Salva	D22/104
D503,208 S	*	3/2005	Krieger	D22/104
D505,475 S	*	5/2005	Salva	D22/104
D579,072 S	*	10/2008	McGarry	D22/104
D583,896 S	*	12/2008	McGarry	D22/104
D593,629 S	*	6/2009	Bantie	D22/104
D597,625 S	*	8/2009	Pflaumer	D22/104
D598,065 S	*	8/2009	Vukovic	D22/104
D599,430 S	*	9/2009	Siddle	D22/108

D627,028 S	*	11/2010	Coulombier	D22/104
D650,880 S	*	12/2011	McGarry	D22/104
D663,799 S	*	7/2012	Edelman	D22/104
D681,131 S	*	4/2013	Su	D21/574
D690,374 S	*	9/2013	Lee	D21/574
D784,479 S	*	4/2017	Niswander	D22/108
D808,487 S	*	1/2018	Beville	D22/104
D814,593 S	*	4/2018	O'Clair	D22/104

(Continued)

OTHER PUBLICATIONS

Mossberg website, MC2c, Publication date unknow, [site visited Dec. 11, 2020], Available on the Internet URL <https://www.mossberg.com/category/series/mc2c/> (Year: 2020).*

(Continued)

Primary Examiner — S. Bryan Reinholdt, Jr.

(74) *Attorney, Agent, or Firm* — Kutak Rock LLP

(57) **CLAIM**

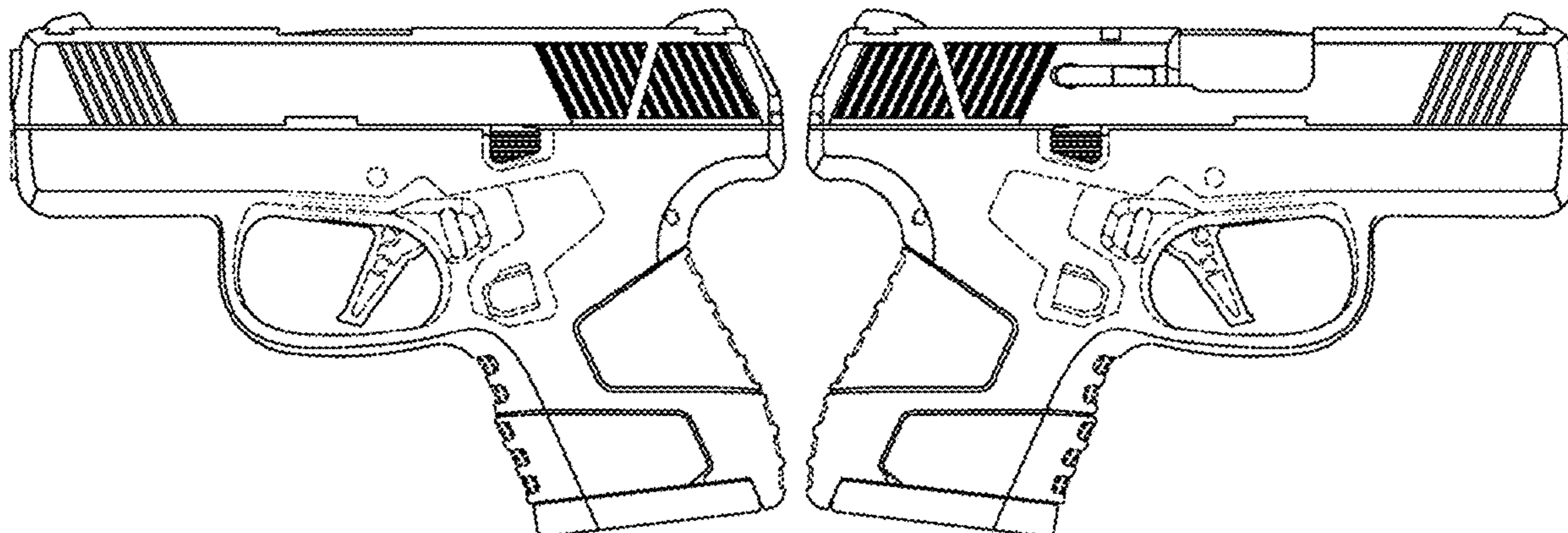
The ornamental design for a striker fired pistol, as shown and described.

DESCRIPTION

FIG. 1 is a left elevation view of a striker fired pistol; FIG. 2 is a right elevation view of the striker fired pistol of FIG. 1; FIG. 3 is a back elevation view of the striker fired pistol of FIG. 1; FIG. 4 is a front elevation view of the striker fired pistol of FIG. 1; FIG. 5 is a top plan view of the striker fired pistol of FIG. 1; and, FIG. 6 is a bottom plan view of the striker fired pistol of FIG. 1.

The broken lines in the drawings depict portions of the striker fired pistol that form no part of the claimed design. The areas bounded entirely by broken lines form no part of the claimed design.

1 Claim, 6 Drawing Sheets



(56)

References Cited

U.S. PATENT DOCUMENTS

D815,233	S	*	4/2018	Toner	D22/104
D823,969	S	*	7/2018	Beville	D22/104
D830,480	S	*	10/2018	Chu	D21/574
D849,174	S	*	5/2019	Beville	D22/104
D854,642	S	*	7/2019	Shinkle	D22/104
D857,142	S	*	8/2019	Beville	D22/104
D868,923	S	*	12/2019	Toner	D22/104
D894,310	S	*	8/2020	Spine	D22/104

OTHER PUBLICATIONS

YouTube—TFB TV, New Mossberg MC2c Ultra-Slim 13+1 Doublestack 9mm!, Publication date Jan. 16, 2020, Available on the Internet URL <https://www.youtube.com/watch?v=toslRblsB2U> (Year: 2020).*

* cited by examiner

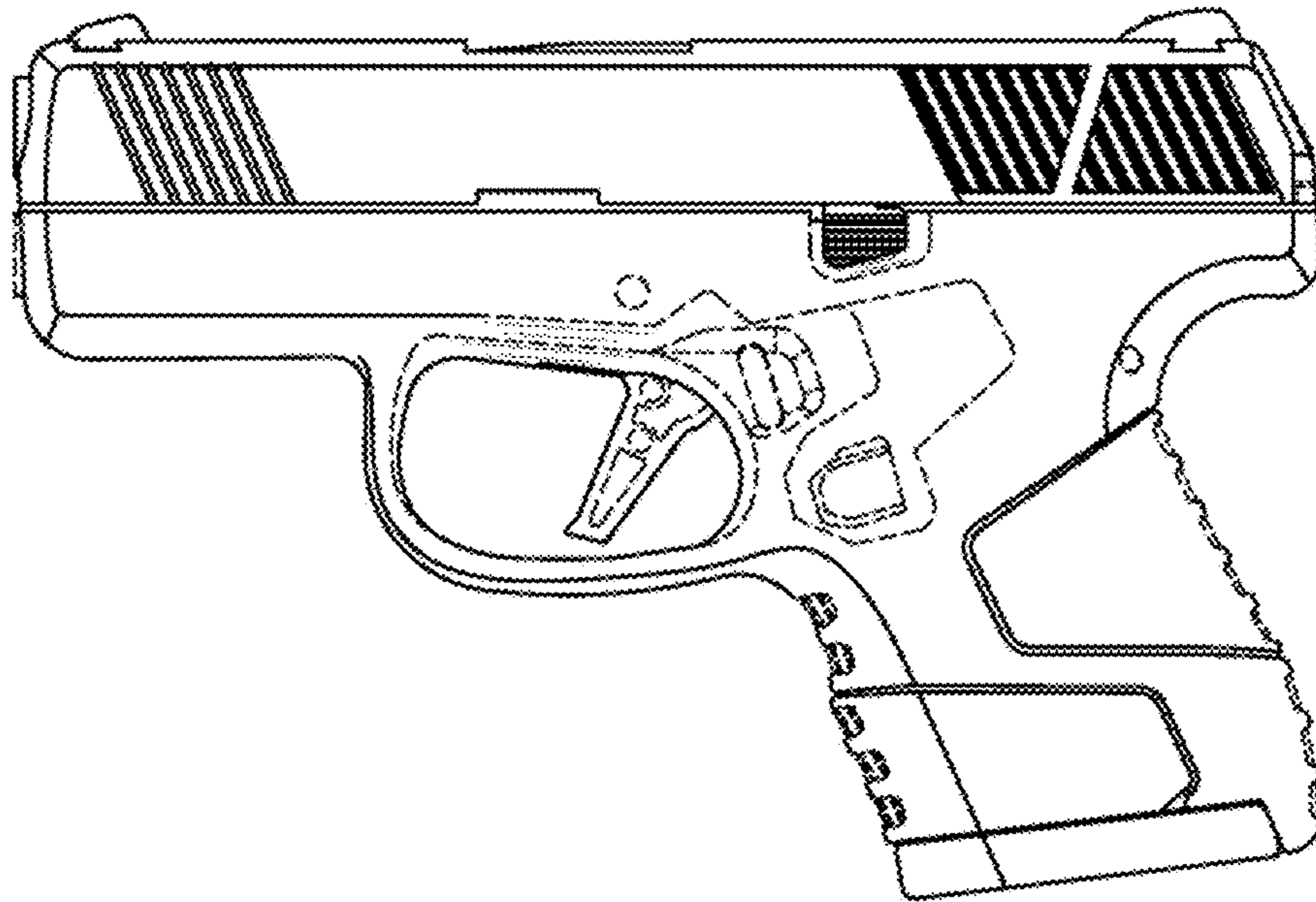


FIG. 1

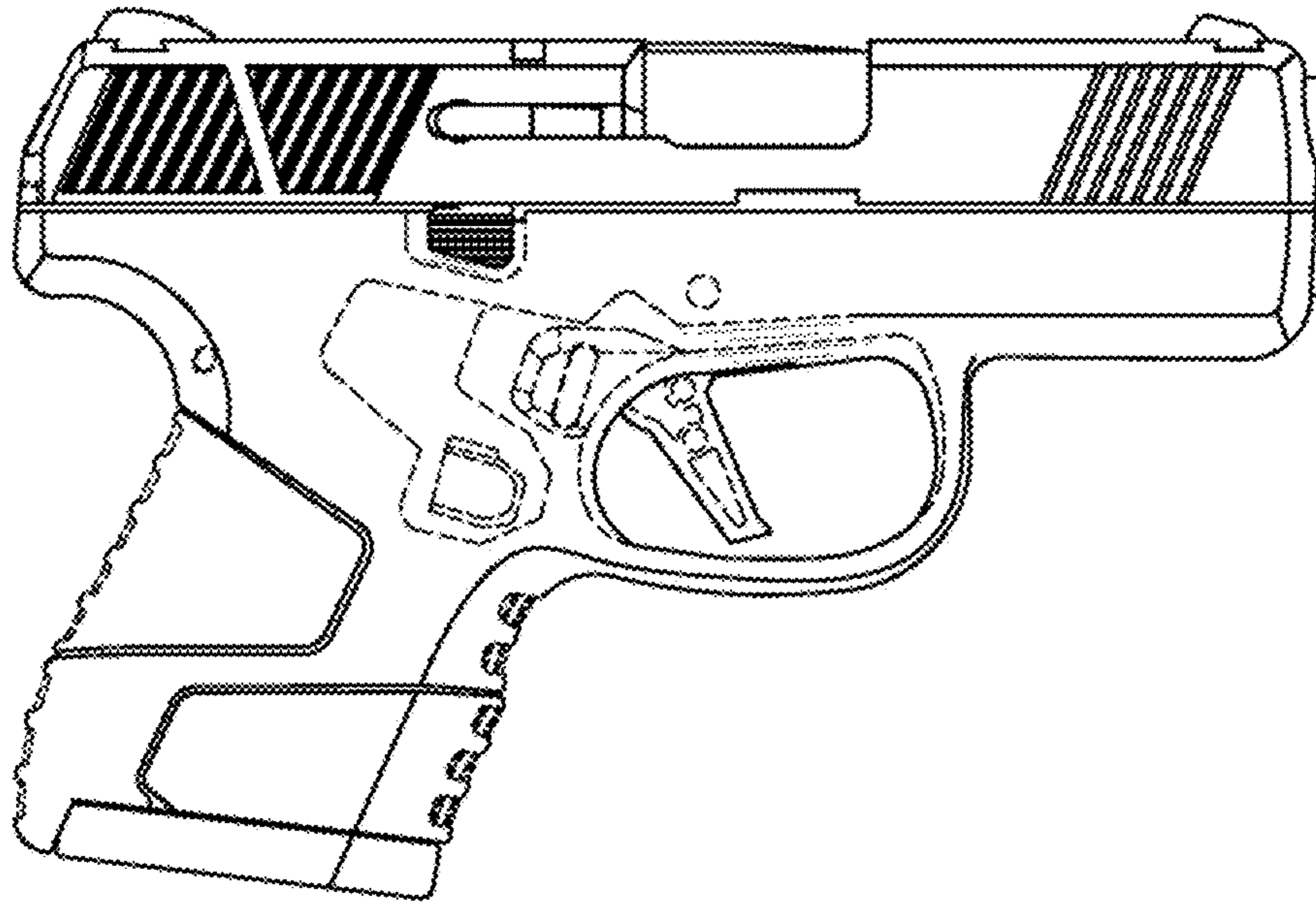


FIG. 2

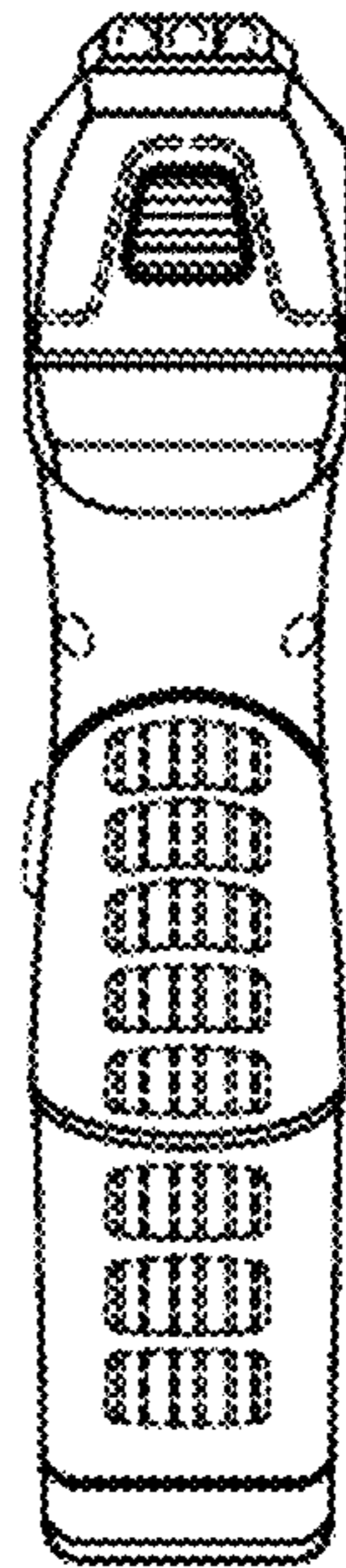


FIG. 3

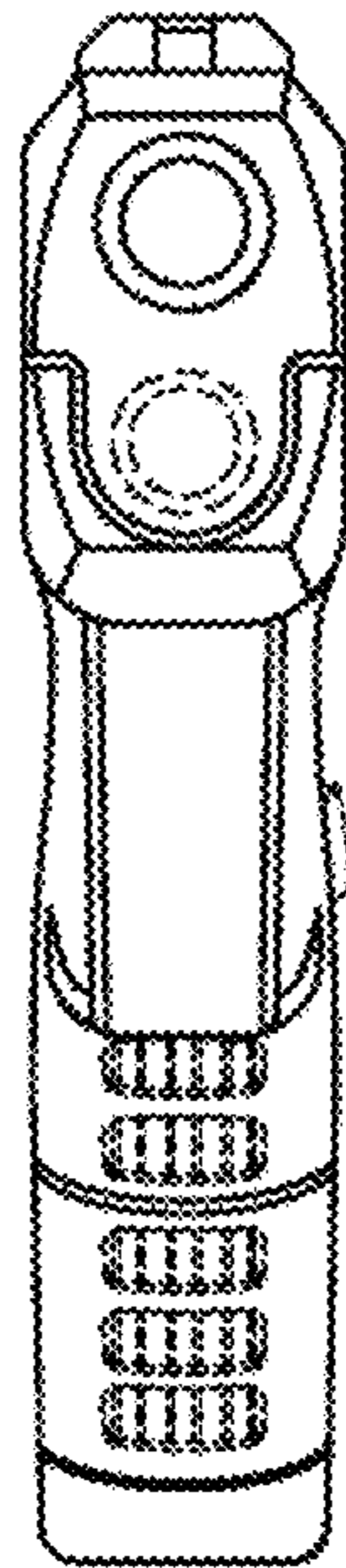


FIG. 4

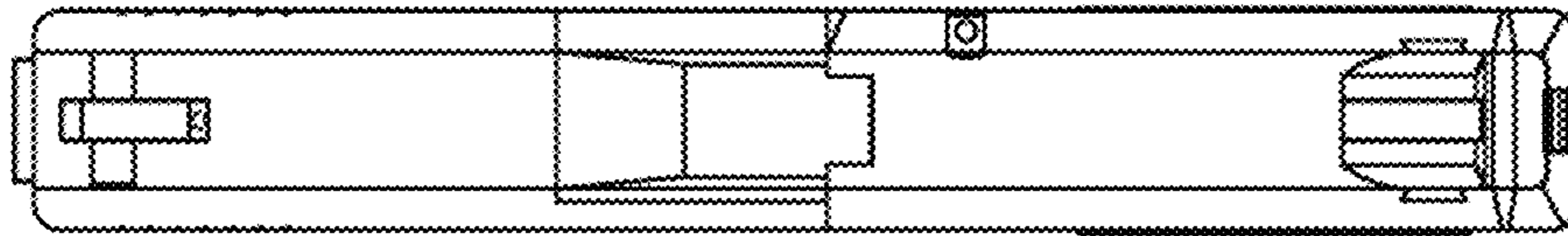


FIG. 5




FIG. 6