



US00D953443S

(12) **United States Design Patent**
Wu

(10) **Patent No.:** **US D953,443 S**

(45) **Date of Patent:** **** May 31, 2022**

(54) **PLAYING CARD HOLDER**

(71) Applicant: **Chun Wu**, Shenzhen (CN)

(72) Inventor: **Chun Wu**, Shenzhen (CN)

(**) Term: **15 Years**

(21) Appl. No.: **29/799,506**

(22) Filed: **Jul. 15, 2021**

(51) **LOC (13) Cl.** **21-01**

(52) **U.S. Cl.**
USPC **D21/392**

(58) **Field of Classification Search**
USPC D21/392, 394; D19/90
CPC A63F 1/10; A63F 1/00; A47F 7/14
See application file for complete search history.

(56) **References Cited**

U.S. PATENT DOCUMENTS

- 2,742,292 A * 4/1956 McDonough A63F 1/10
40/124.4
- D347,451 S 5/1994 Kazakowitz
- D353,412 S * 12/1994 Bull D21/392

- D389,870 S * 1/1998 Hart D21/392
- 5,743,527 A * 4/1998 Harley A63F 1/10
273/148 R
- 6,142,315 A * 11/2000 Arout A47F 7/145
248/473
- D492,366 S * 6/2004 Rupert D21/394
- D566,784 S 4/2008 Palmer
- D857,103 S * 8/2019 Beyer D21/392
- D860,326 S * 9/2019 Vanacore D21/392
- D900,940 S * 11/2020 Wu D21/392

* cited by examiner

Primary Examiner — George D. Kirschbaum


(57) **CLAIM**

The ornamental design for a playing card holder, as shown and described.

DESCRIPTION

FIG. 1 is a perspective view of a playing card holder, showing my new design;
FIG. 2 is a front view thereof;
FIG. 3 is a rear view thereof;
FIG. 4 is a left side view thereof;
FIG. 5 is a right side view thereof;
FIG. 6 is a top plan view thereof; and,
FIG. 7 is a bottom plan view thereof.

1 Claim, 7 Drawing Sheets






FIG.1




FIG. 2




FIG. 3

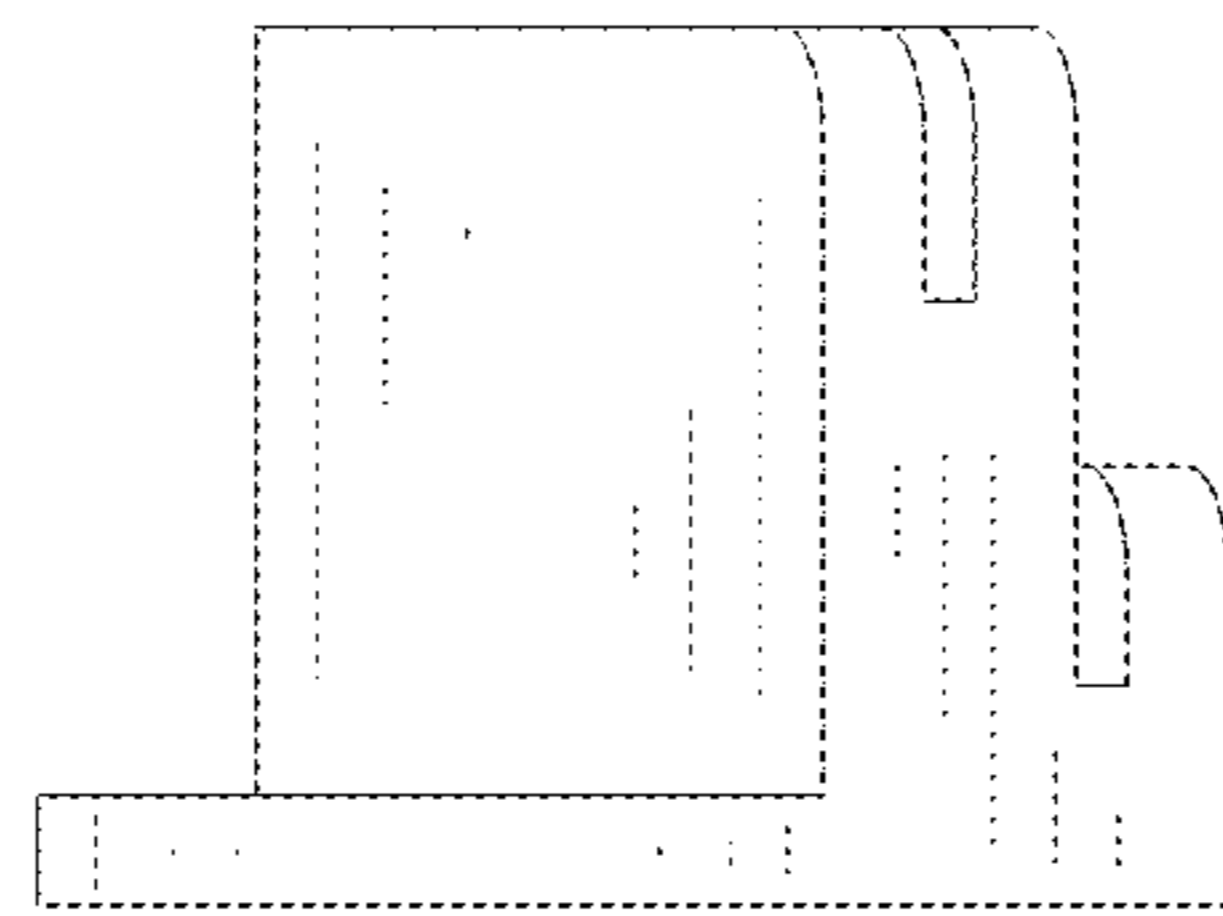


FIG. 4

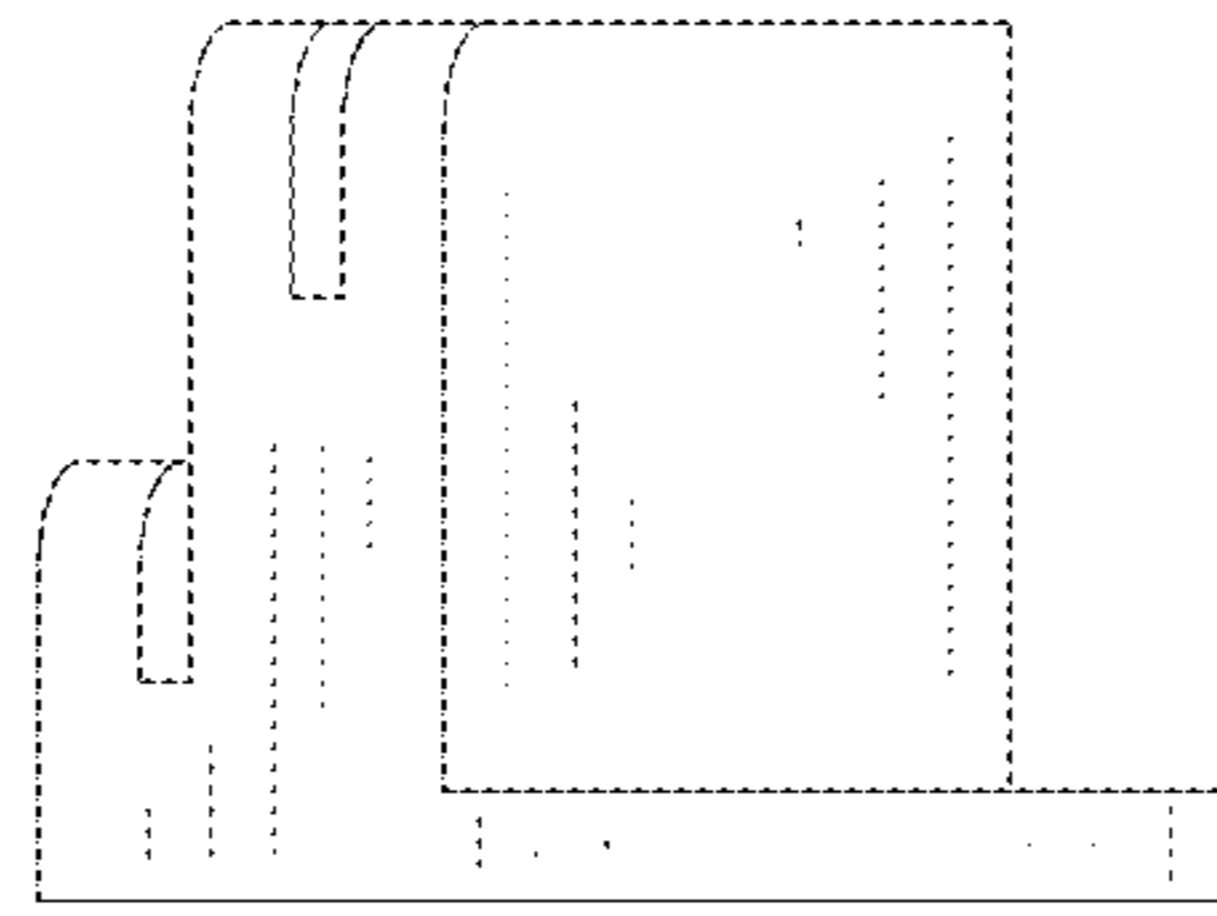


FIG. 5

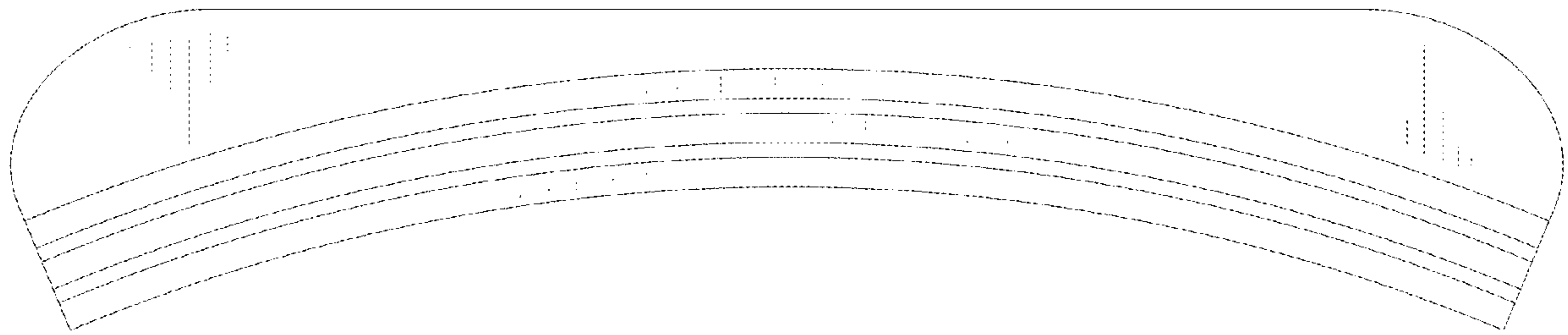


FIG.6

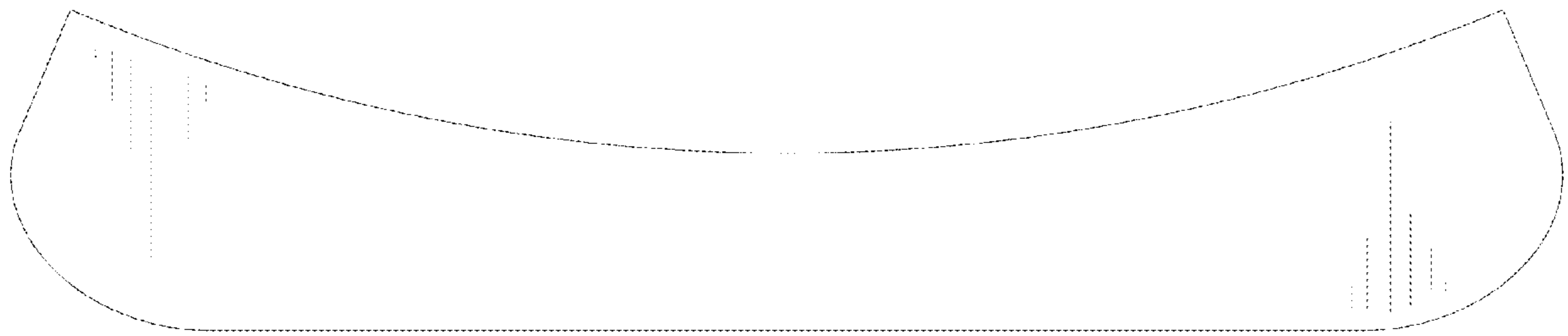


FIG. 7