



US00D953423S

(12) **United States Design Patent**
Zhang

(10) **Patent No.:** **US D953,423 S**

(45) **Date of Patent:** **** May 31, 2022**

- (54) **PEN**
- (71) Applicant: **Beifa Group Co., Ltd.**, Ningbo (CN)
- (72) Inventor: **Youbin Zhang**, Ningbo (CN)
- (73) Assignee: **Beifa Group Co., Ltd.**, Ningbo (CN)
- (**) Term: **15 Years**
- (21) Appl. No.: **29/768,481**
- (22) Filed: **Jan. 29, 2021**

- D190,262 S 5/1961 Schier
- D213,341 S 2/1969 Fields
- D320,076 S 9/1991 Guthrie
- D368,738 S 4/1996 Osada et al.
- D383,162 S 9/1997 Wörther
- 5,772,345 A 6/1998 Simonds
- D399,255 S 10/1998 Melnick
- D535,693 S 1/2007 Gahlow et al.
- D580,491 S 11/2008 Fei
- D580,977 S 11/2008 Li
- D587,310 S 2/2009 Paslawski
- D603,899 S 11/2009 Suero, Jr. et al.
- D604,362 S 11/2009 Suero, Jr. et al.
- D612,425 S 3/2010 Suero, Jr. et al.
- D628,637 S 12/2010 Xiao
- D644,691 S 9/2011 Pagani
- D662,979 S * 7/2012 Xie D19/163
- D672,815 S 12/2012 Li
- D685,424 S 7/2013 Allemeier
- D712,481 S 9/2014 Okuku Lira-Nunez et al.

Related U.S. Application Data

- (62) Division of application No. 29/704,032, filed on Aug. 30, 2019, now Pat. No. Des. 912,147.

Foreign Application Priority Data

- (30) Mar. 1, 2019 (CN) 201930082926.3

- (51) **LOC (13) Cl.** **19-06**

- (52) **U.S. Cl.**
USPC **D19/173**; D19/928

- (58) **Field of Classification Search**
USPC D19/115–204; D14/411; D28/7, 76
CPC . B43K 5/005; B43K 7/12; B43K 8/00; B43K
8/02; B43K 8/04; B43K 8/06; B43K
19/00; B43K 19/0068; B43K 21/003;
B43K 21/006; B43K 21/06
See application file for complete search history.

(56) **References Cited**

U.S. PATENT DOCUMENTS

- D94,375 S * 1/1935 Back D19/163
- D103,387 S * 3/1937 Chesler D9/424
- D169,307 S 4/1953 Ferber
- D174,250 S 3/1955 Daniels
- 2,870,740 A 1/1959 Vogt

(Continued)

Primary Examiner — Elizabeth A. Albert
(74) *Attorney, Agent, or Firm* — Seed Intellectual
Property Law Group LLP

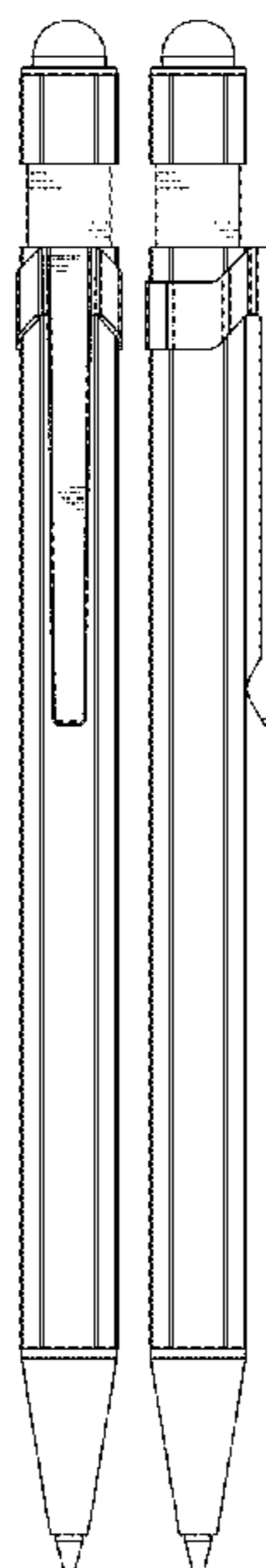
(57) **CLAIM**

The ornamental design for a pen, as shown and described.

DESCRIPTION

FIG. 1 is a front, right side perspective view of a pen showing my new design.
 FIG. 2 is a front elevation view thereof.
 FIG. 3 is a rear elevation view thereof.
 FIG. 4 is a left side elevation view thereof, with the right side elevation view being a mirror image of the left side elevation view.
 FIG. 5 is a top plan view thereof.
 FIG. 6 is an enlarged top plan view thereof.
 FIG. 7 is a bottom plan view thereof; and,
 FIG. 8 is an enlarged bottom plan view thereof.

1 Claim, 3 Drawing Sheets



(56)

References Cited

U.S. PATENT DOCUMENTS

D846,025 S *	4/2019	Chun	D19/197
D861,071 S	9/2019	Rieger	
D861,072 S	9/2019	Rieger	
D895,012 S	9/2020	Schnug	
D912,142 S *	3/2021	Zhang	D19/163
D922,487 S *	6/2021	Zhang	D19/173

* cited by examiner

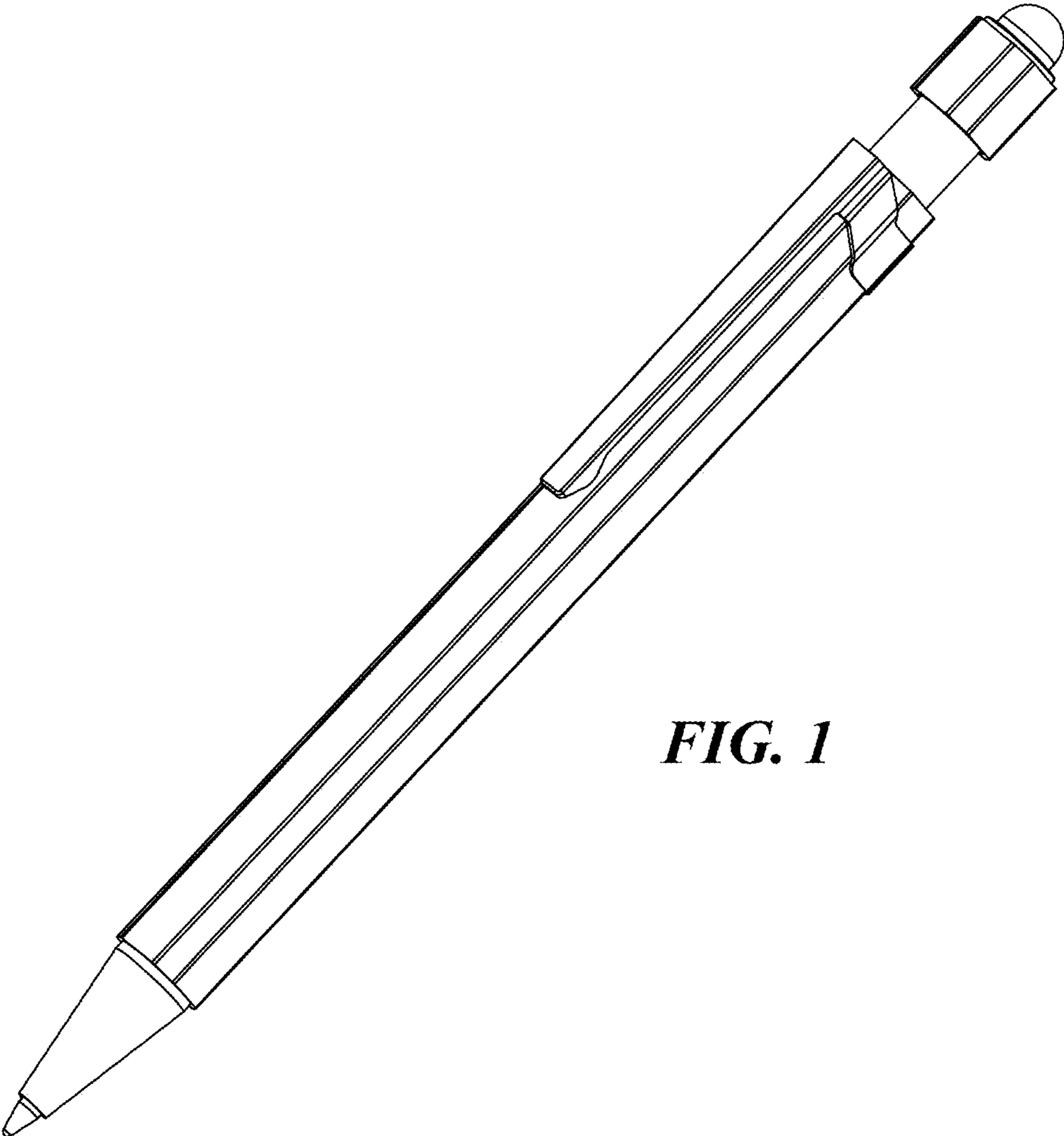


FIG. 1

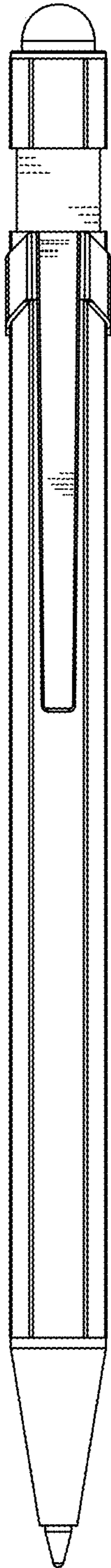


FIG. 2

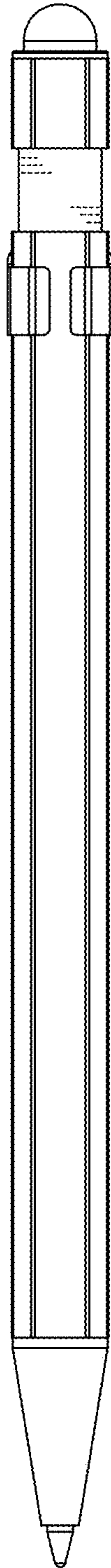


FIG. 3

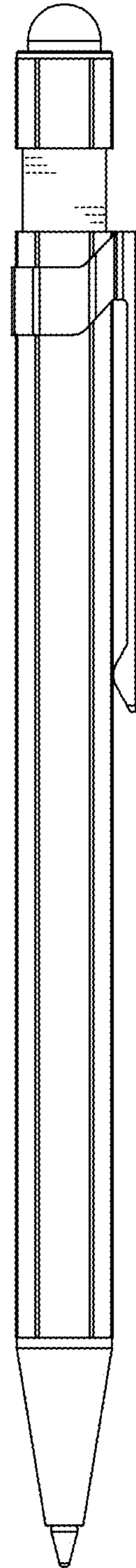


FIG. 4

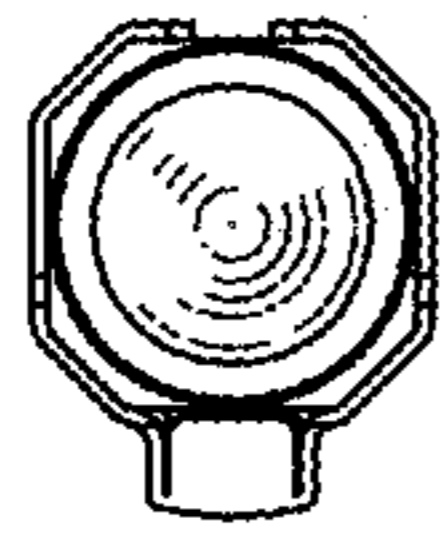


FIG. 5

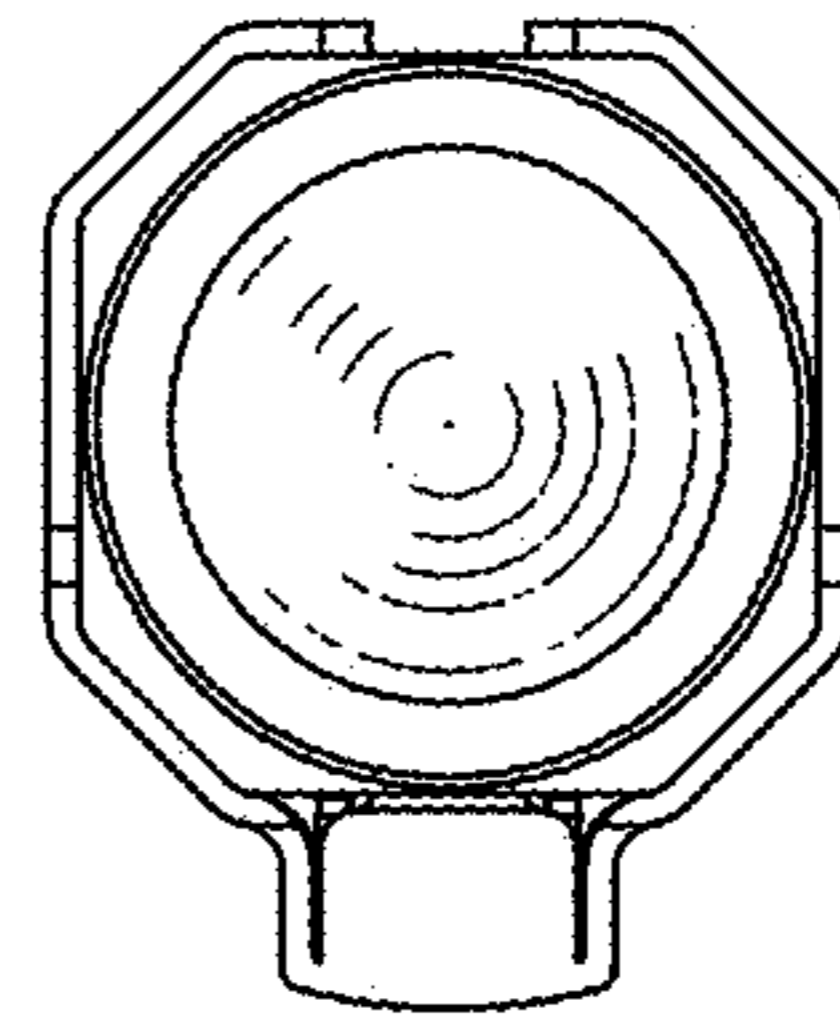


FIG. 6



FIG. 7

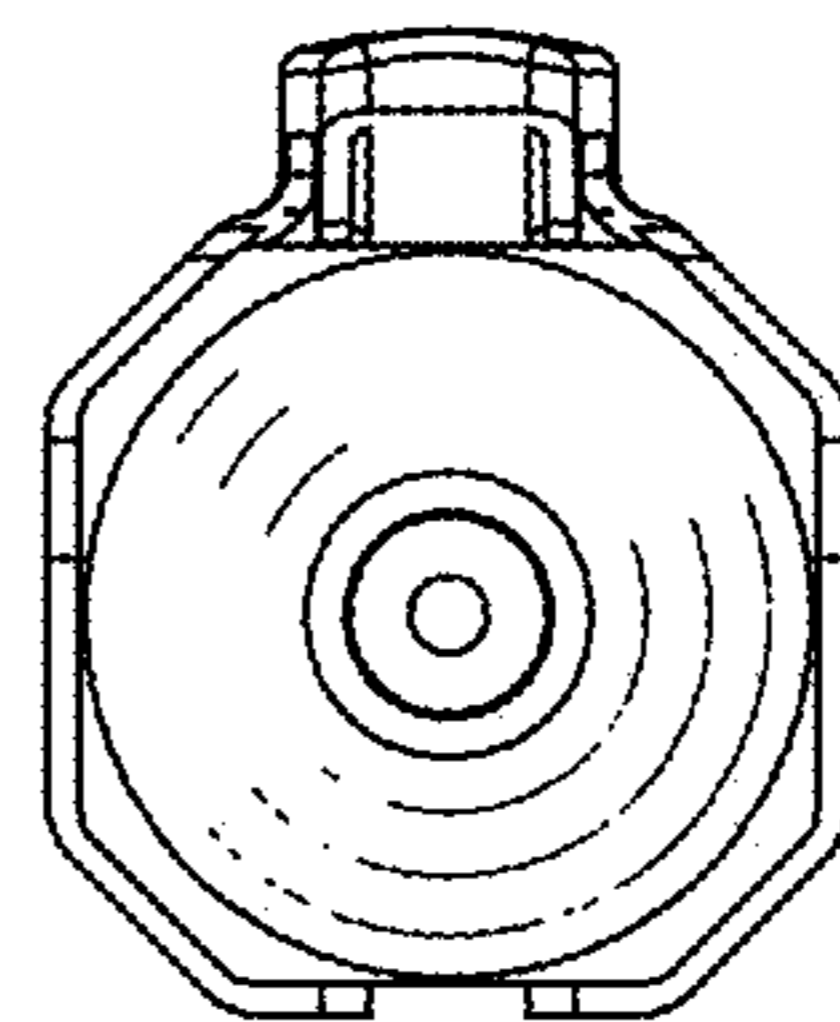


FIG. 8