



US00D953399S

(12) **United States Design Patent** (10) **Patent No.:** **US D953,399 S**  
**Yamashiro et al.** (45) **Date of Patent:** **\*\* May 31, 2022**

(54) **INDUSTRIAL ROBOT**

(71) Applicant: **FANUC CORPORATION**, Yamanashi (JP)

(72) Inventors: **Hikaru Yamashiro**, Yamanashi (JP); **Kei Watanabe**, Yamanashi (JP); **Keishi Yoneda**, Yamanashi (JP); **Masahide Shinagawa**, Yamanashi (JP); **Harutora Inaba**, Yamanashi (JP)

(73) Assignee: **FANUC CORPORATION**, Yamanashi (JP)

(\*\*) Term: **15 Years**

(21) Appl. No.: **29/737,929**

(22) Filed: **Jun. 12, 2020**

(30) **Foreign Application Priority Data**

Dec. 13, 2019 (JP) ..... 2019-027716

(51) **LOC (13) Cl.** ..... **15-99**

(52) **U.S. Cl.**  
USPC ..... **D15/199**

(58) **Field of Classification Search**  
USPC ..... D15/122, 199; D21/578-583; D32/21; D34/34  
CPC .... B25J 9/046; B25J 9/042; B25J 9/06; H01L 21/67766  
See application file for complete search history.

(56) **References Cited**

**U.S. PATENT DOCUMENTS**

- D502,881 S \* 3/2005 Raab ..... D10/63
- D503,117 S \* 3/2005 Raab ..... D10/63
- D569,886 S \* 5/2008 Larsson ..... D15/199
- D616,909 S \* 6/2010 Long ..... D15/199
- D677,294 S \* 3/2013 Long ..... D15/199
- D692,041 S \* 10/2013 Selic ..... D15/199

- D716,357 S \* 10/2014 Gombert ..... D15/199
- D740,371 S \* 10/2015 Ries ..... D21/333
- D761,339 S \* 7/2016 White, Jr. .... D15/199
- D776,178 S \* 1/2017 Ries ..... D15/199
- D802,041 S \* 11/2017 He ..... D15/199
- D807,936 S \* 1/2018 He ..... D15/199
- D824,977 S \* 8/2018 Everman ..... D15/199
- D837,853 S \* 1/2019 Deng ..... D15/199
- D841,065 S \* 2/2019 Hontani ..... D15/199
- D841,712 S \* 2/2019 Hontani ..... D15/199
- D865,828 S \* 11/2019 Bogart ..... D15/199
- D873,878 S \* 1/2020 Vazquez ..... D15/199
- D874,530 S \* 2/2020 Haddadin ..... D15/199
- D877,787 S \* 3/2020 Kinoshita ..... D15/199
- D906,392 S \* 12/2020 Wappler ..... D15/199

(Continued)

**FOREIGN PATENT DOCUMENTS**

- WO WO-2021013995 A1 \* 1/2021 ..... B25J 9/08
- WO WO-2021017175 A1 \* 2/2021

*Primary Examiner* — Patricia A Palasik

(74) *Attorney, Agent, or Firm* — Banner & Witcoff, Ltd.

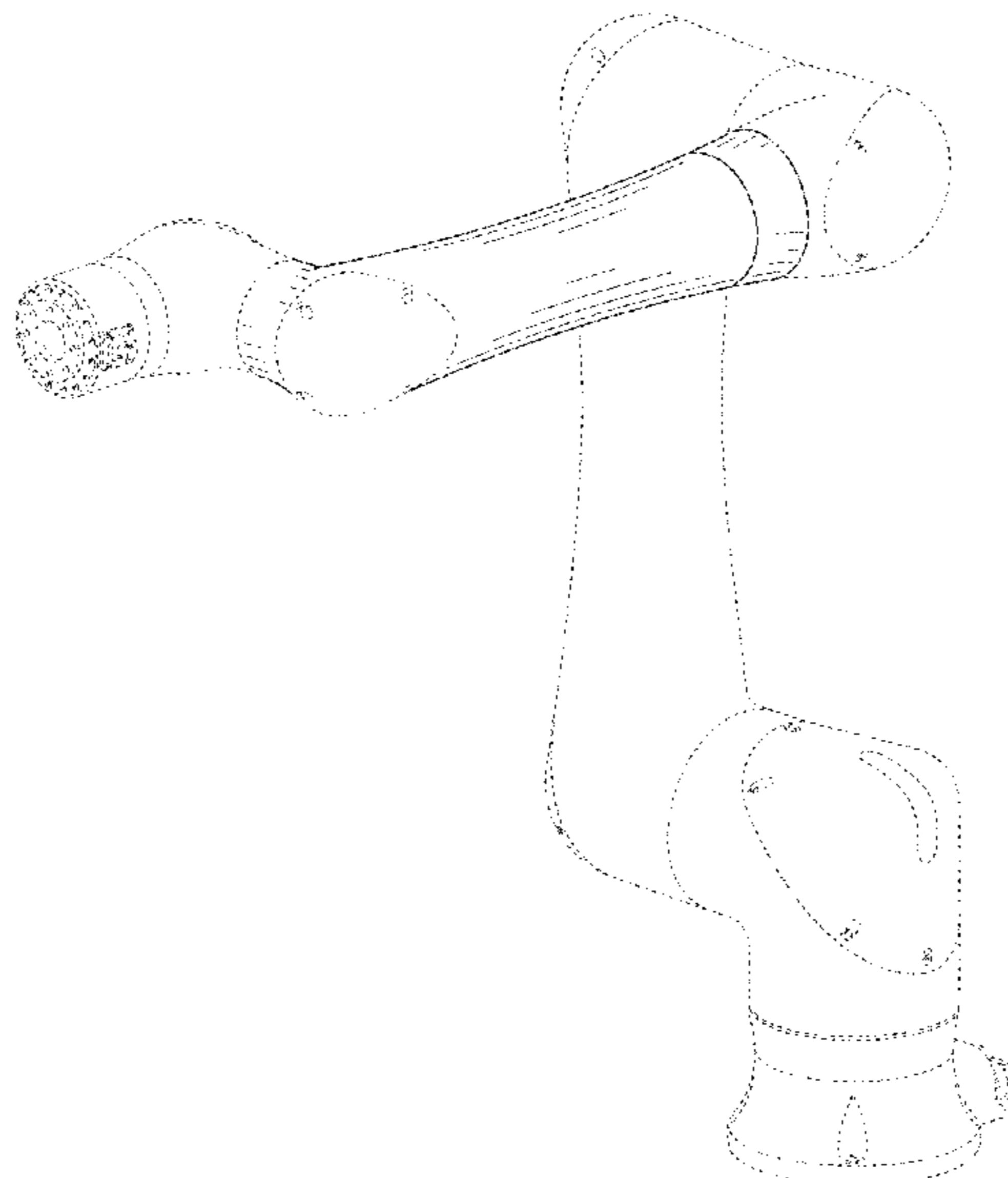
(57) **CLAIM**

The ornamental design for an industrial robot, as shown and described.

**DESCRIPTION**

FIG. 1 is a first perspective view of an industrial robot showing our new design;  
FIG. 2 is a second perspective view thereof;  
FIG. 3 is a front view thereof;  
FIG. 4 is a rear view thereof;  
FIG. 5 is a right side view thereof;  
FIG. 6 is a left side view thereof;  
FIG. 7 is a top plan view thereof; and,  
FIG. 8 is a bottom plan view thereof.  
The broken line showing of the remainder of the industrial robot represents portions which form no part of the claimed design.

**1 Claim, 8 Drawing Sheets**



(56)

**References Cited**

U.S. PATENT DOCUMENTS

D912,117 S \* 3/2021 Berkowitz ..... D15/199  
2005/0092122 A1 \* 5/2005 Markert ..... B25J 19/0075  
74/490.01  
2010/0131099 A1 \* 5/2010 Birkenbach ..... G05B 19/402  
700/254  
2011/0064554 A1 \* 3/2011 Ito ..... B25J 9/047  
414/735  
2011/0265597 A1 \* 11/2011 Long ..... B25J 17/0258  
74/490.05  
2012/0085191 A1 \* 4/2012 Long ..... B25J 17/02  
74/423  
2013/0118286 A1 \* 5/2013 Long ..... B25J 17/0283  
74/490.01  
2013/0125694 A1 \* 5/2013 Long ..... B25J 11/0075  
74/490.01  
2013/0125696 A1 \* 5/2013 Long ..... B25J 18/04  
74/490.05  
2013/0145891 A1 \* 6/2013 Long ..... B25J 9/104  
74/490.02  
2016/0327383 A1 \* 11/2016 Becker ..... G01B 11/005  
2016/0331482 A1 \* 11/2016 Hares ..... A61B 34/35

\* cited by examiner

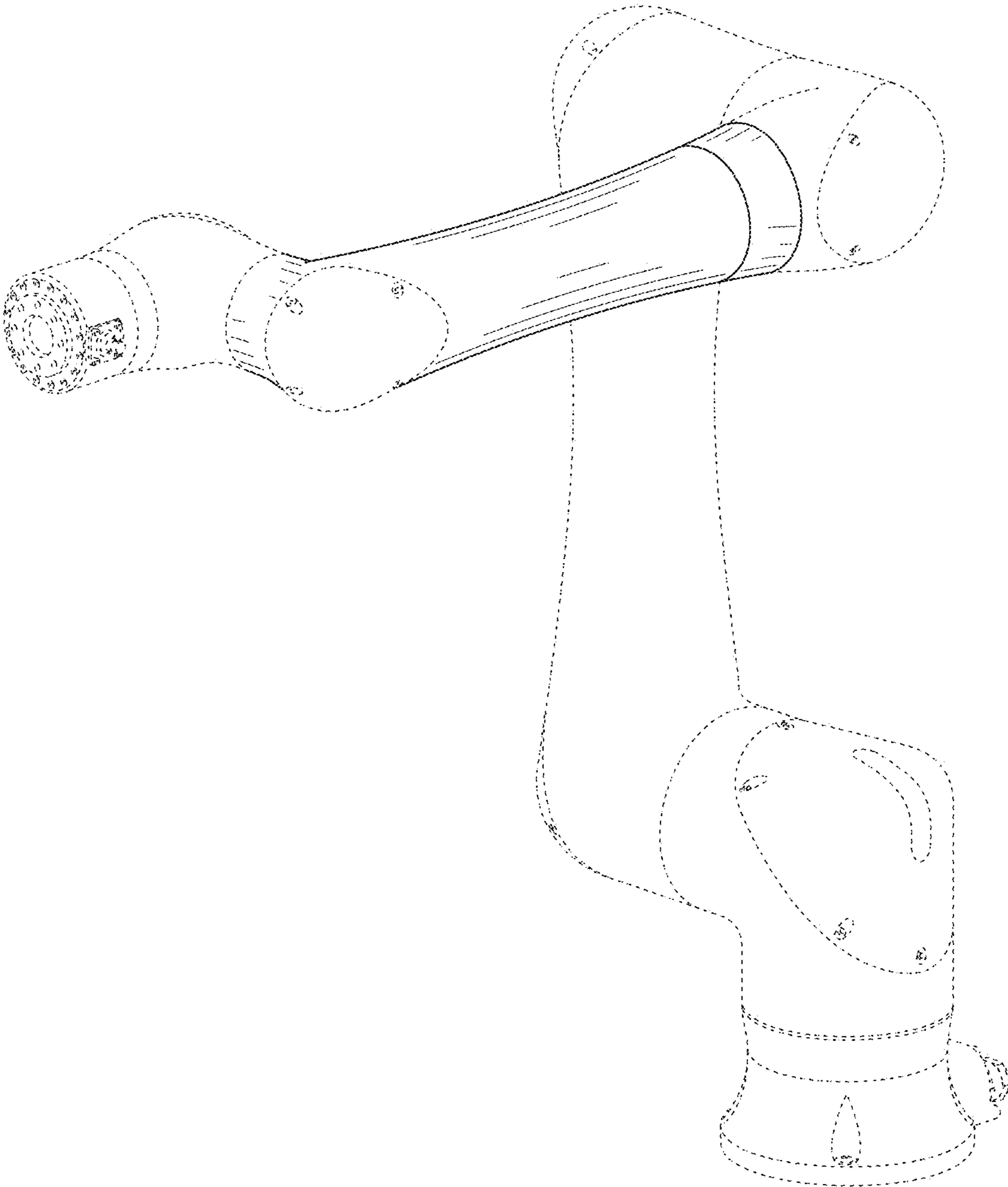


FIG. 1

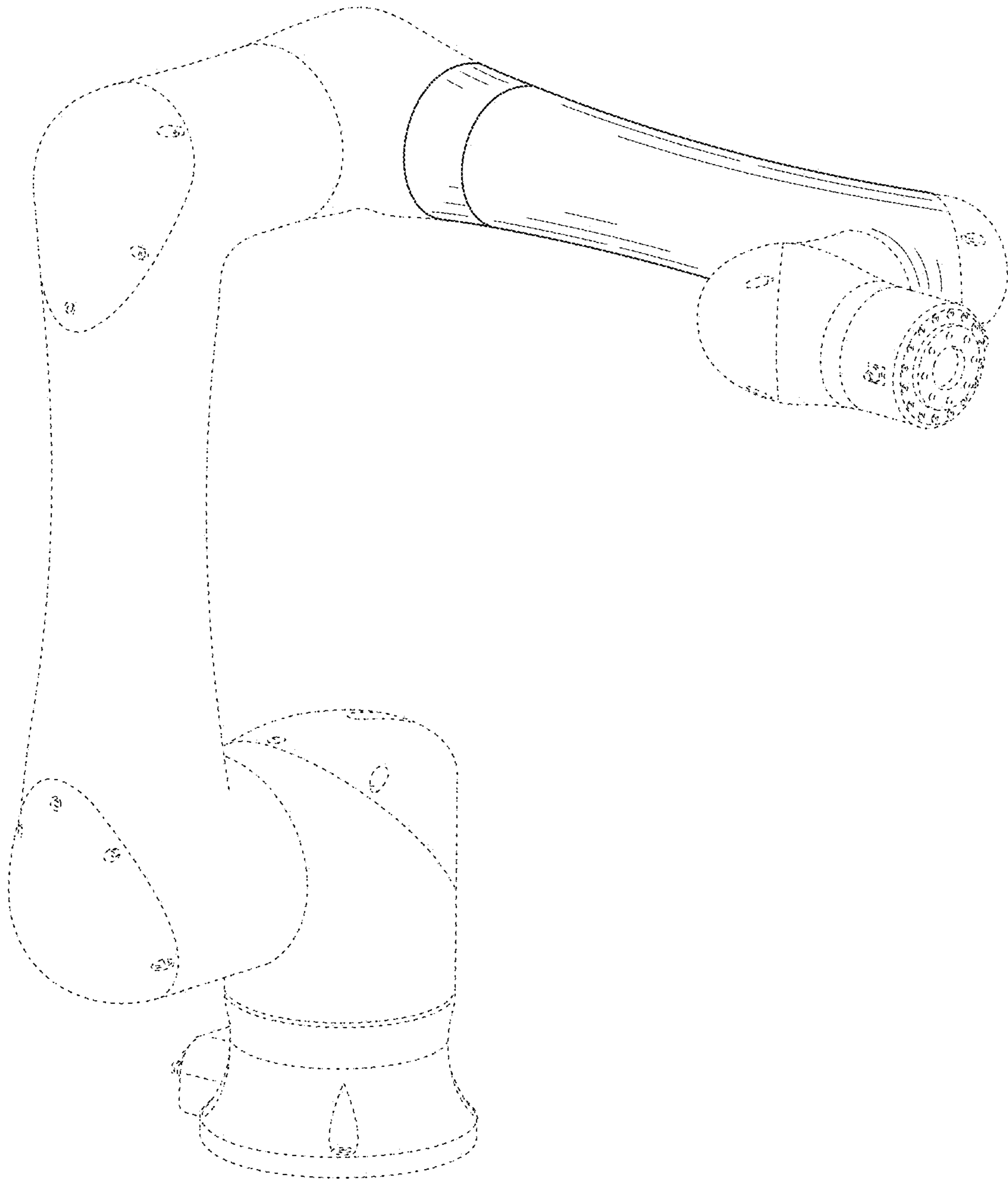


FIG. 2

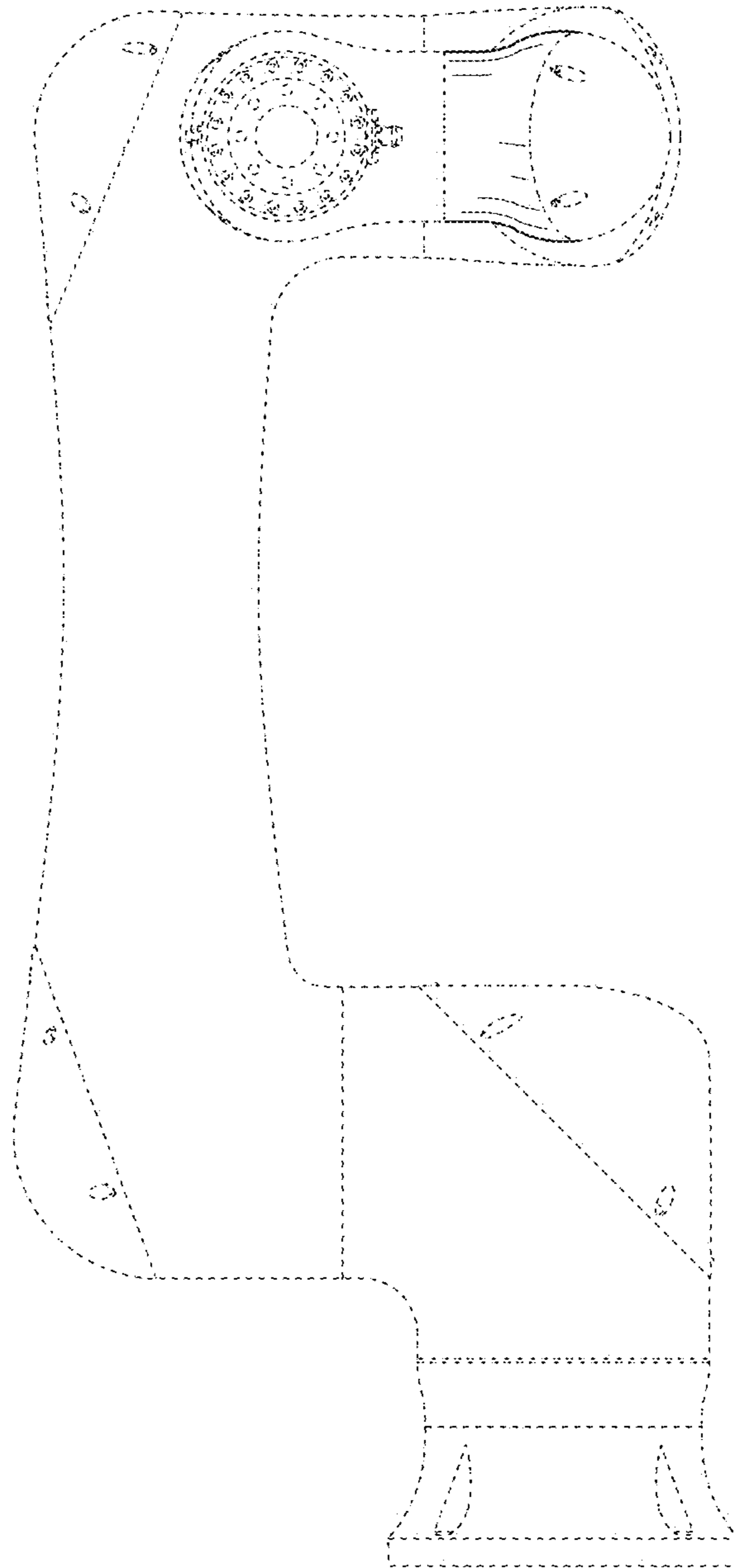


FIG. 3

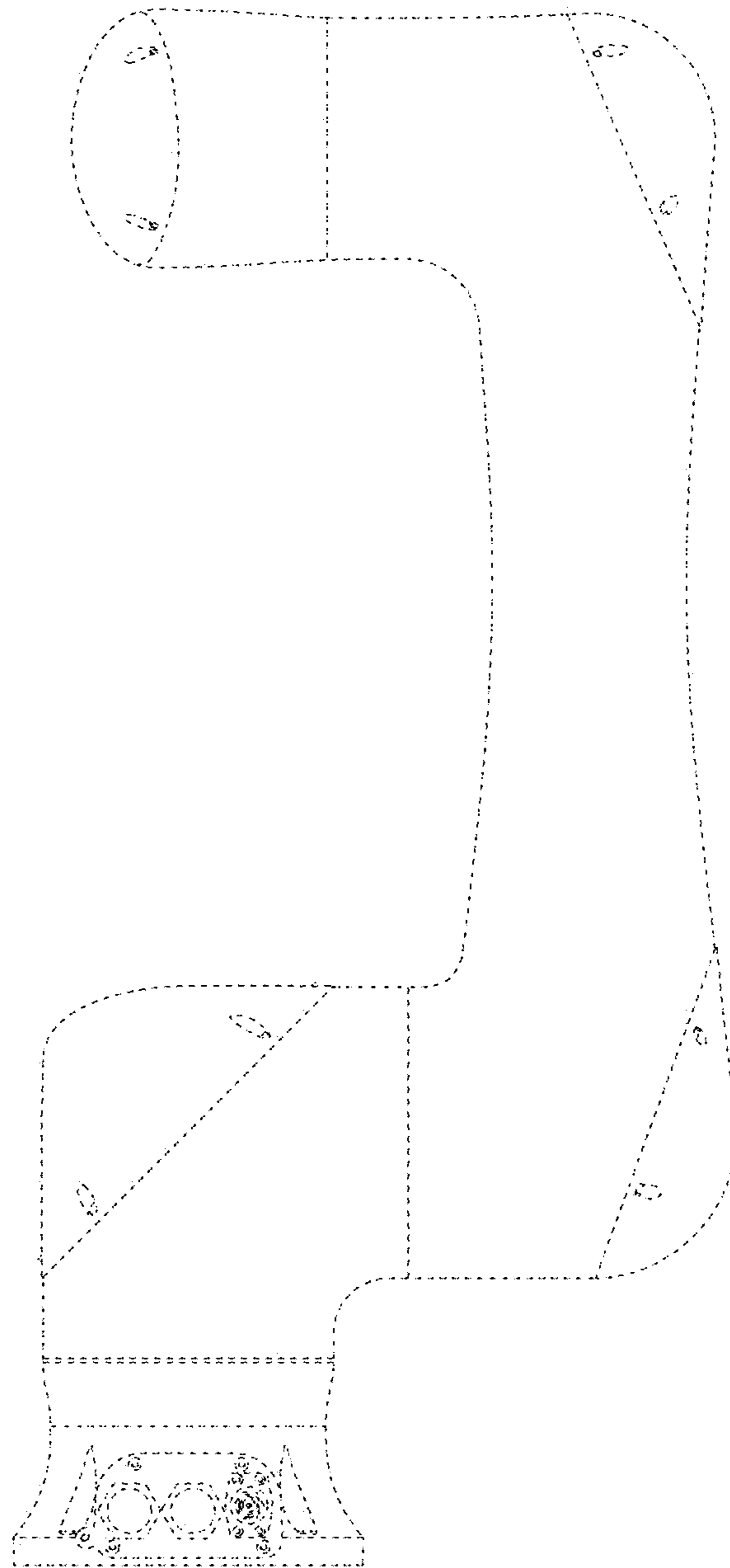


FIG. 4

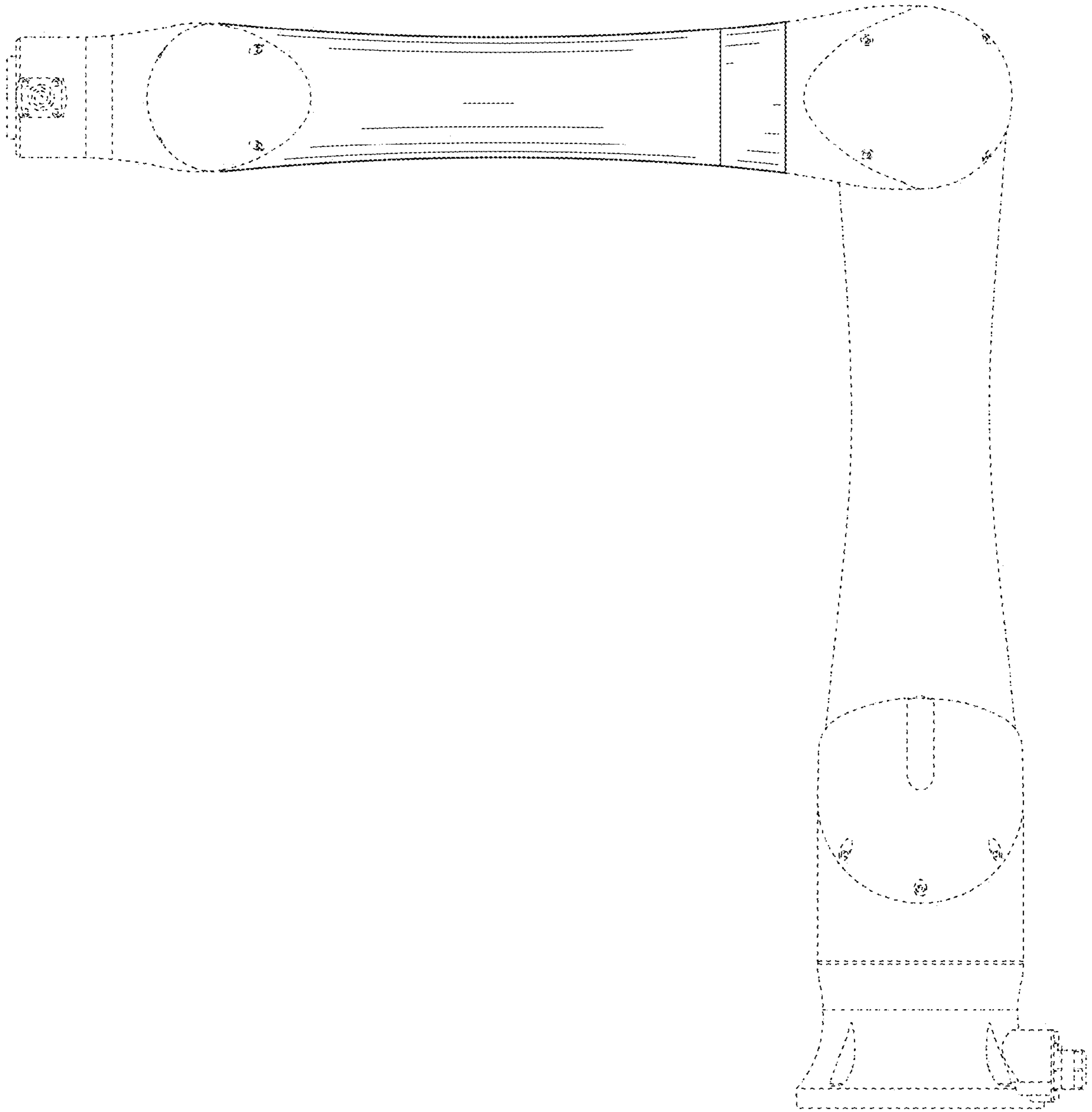


FIG. 5

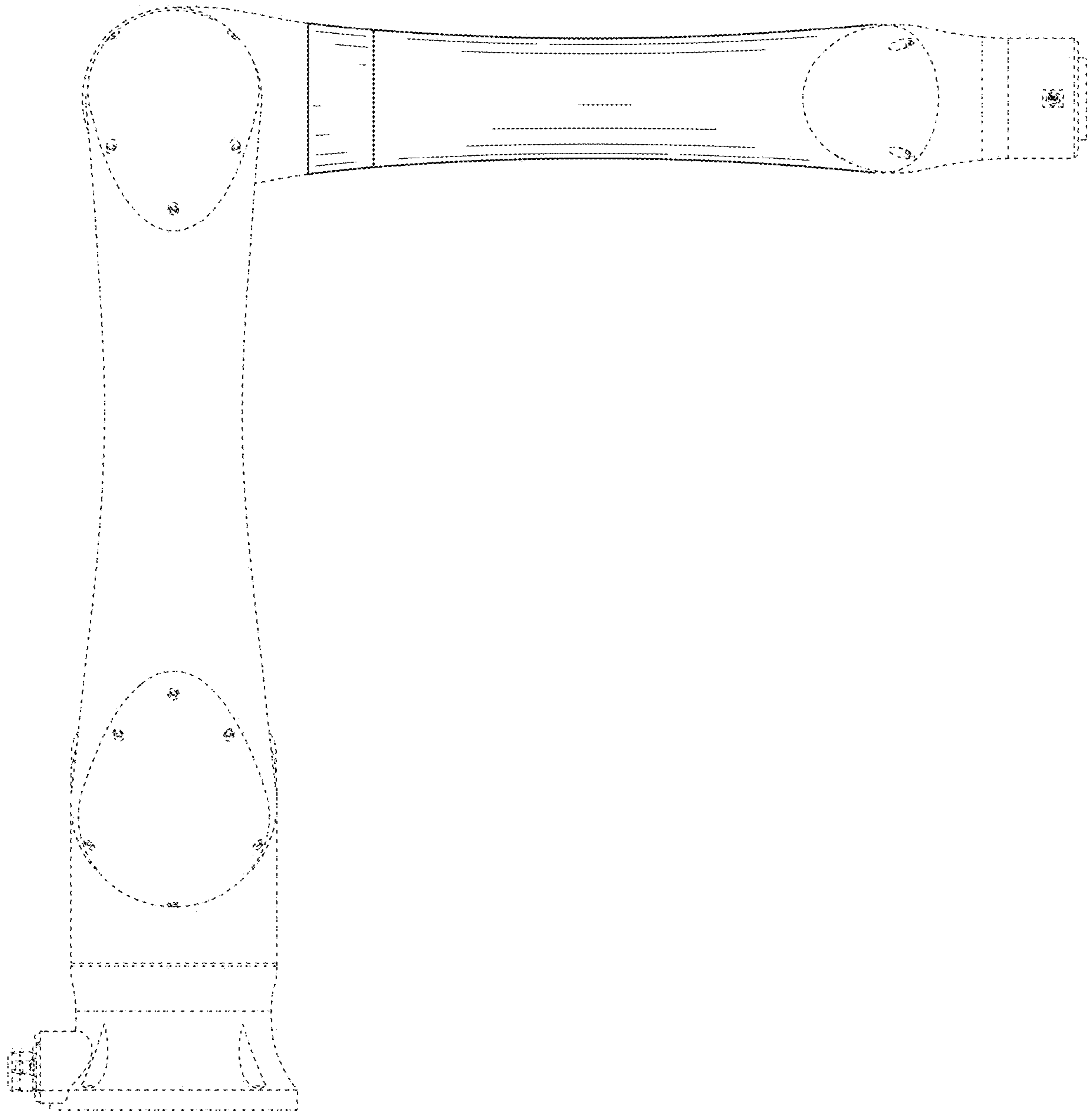


FIG. 6



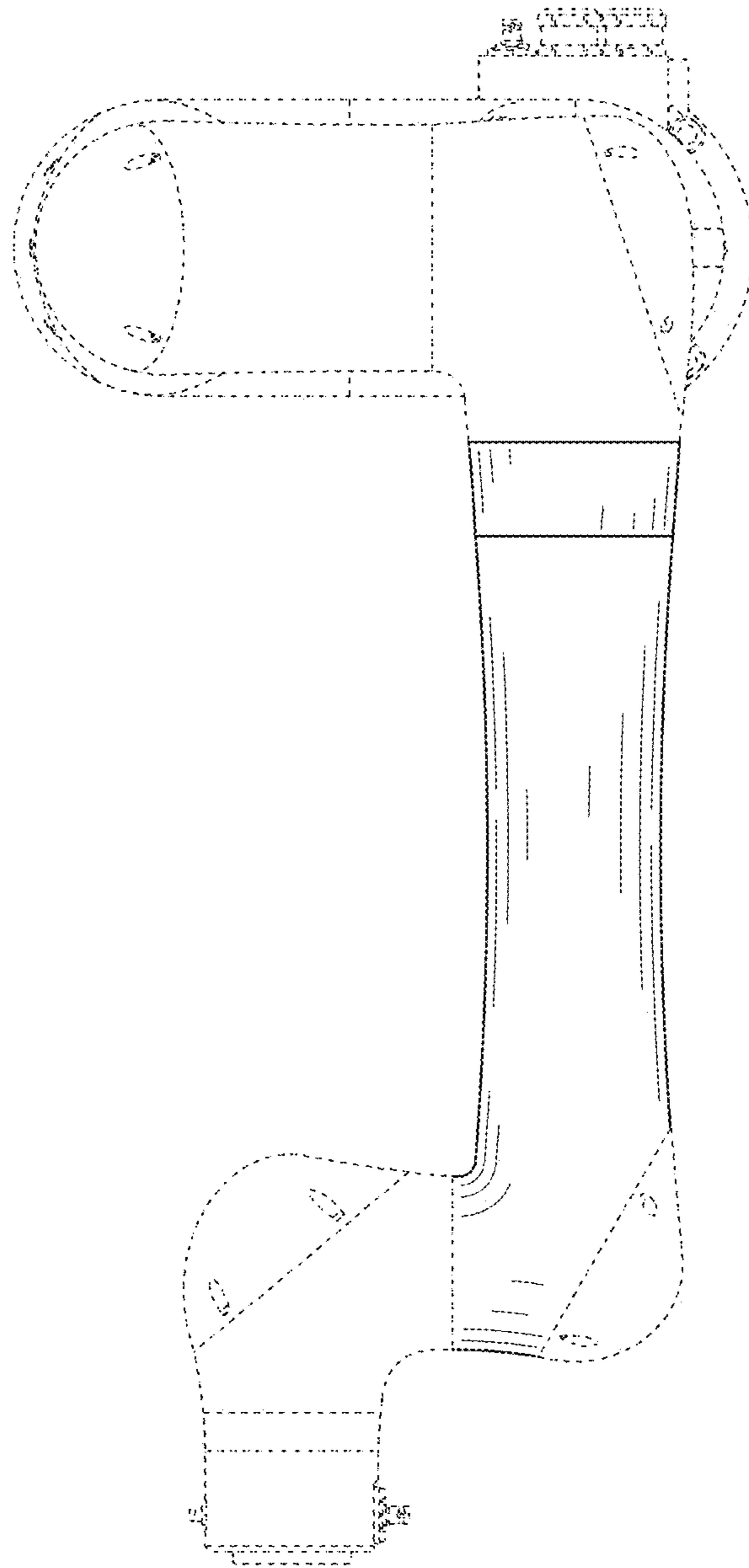


FIG. 7

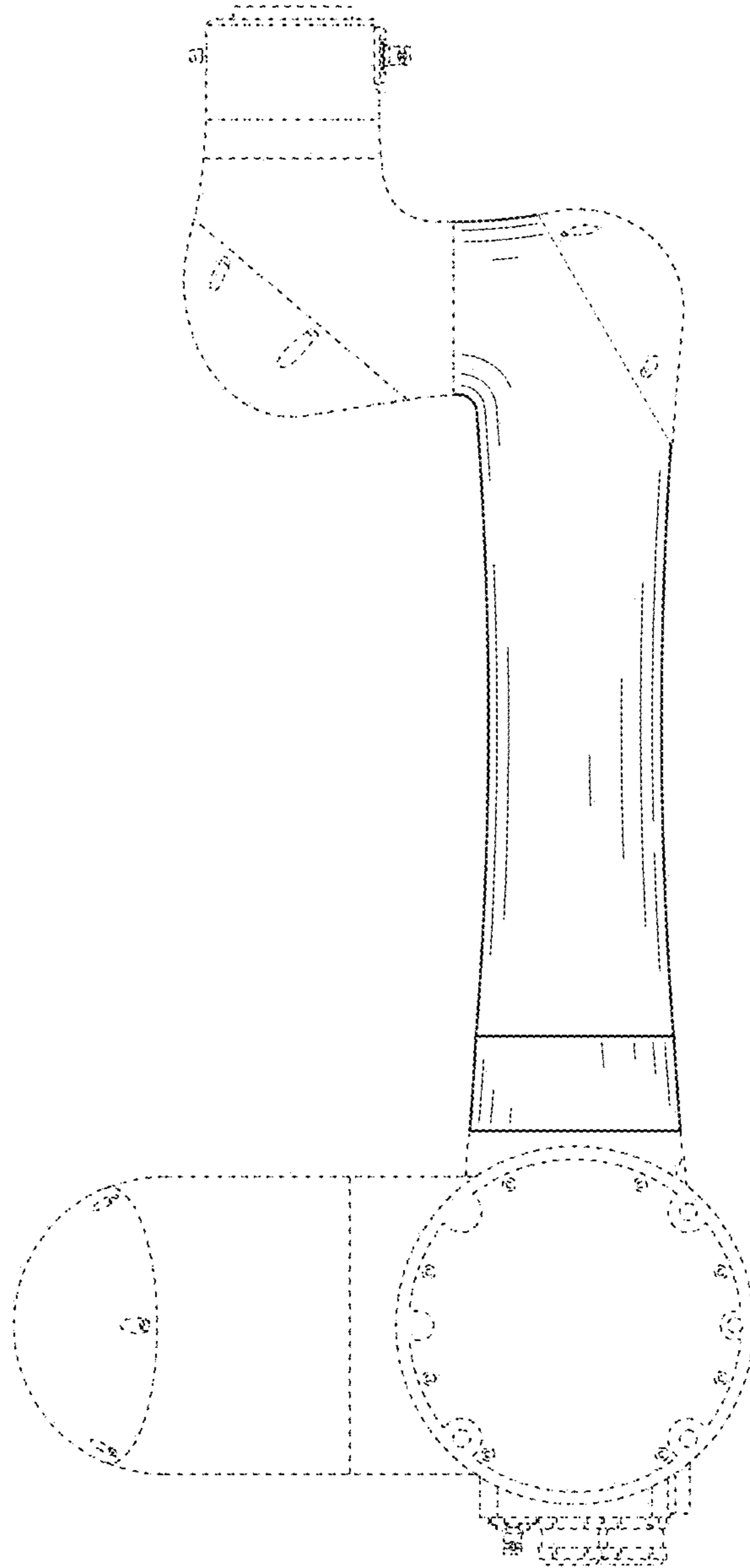


FIG. 8