



US00D953376S

(12) **United States Design Patent** (10) **Patent No.:** **US D953,376 S**
Gao (45) **Date of Patent:** **** May 31, 2022**

(54) **ELECTRIC PUMP**

(71) Applicant: **NANTONG GUANGXING PNEUMATIC EQUIPMENT CO., LTD.**, Nantong (CN)

(72) Inventor: **Xuefeng Gao**, Tongzhou (CN)

(73) Assignee: **NANTONG GUANGXING PNEUMATIC EQUIPMENT CO., LTD.**, Nantong (CN)

D469,739 S * 2/2003 Dayan D13/107
D488,442 S * 4/2004 Fan D13/112
D498,483 S * 11/2004 Chen D15/9
D520,038 S * 5/2006 Ljungfeldt D15/144.1
D624,876 S * 10/2010 Daniels D13/107
D705,818 S * 5/2014 Chen D15/7
D745,569 S * 12/2015 Robinson D15/7
D777,792 S * 1/2017 Goodier D15/7
D803,891 S * 11/2017 Timmer D15/7
D810,161 S * 2/2018 Snead D15/144
D853,457 S * 7/2019 Lin D15/144

(Continued)

(**) Term: **15 Years**

(21) Appl. No.: **29/748,050**

(22) Filed: **Aug. 27, 2020**

(51) **LOC (13) Cl.** **15-02**

(52) **U.S. Cl.**
USPC **D15/7; D15/9**

(58) **Field of Classification Search**
USPC D13/107, 112, 122, 159, 166; D32/69, D32/70; D15/1, 3, 7-9, 144, D15/144.1-144.2, 199; D23/206, 213, D23/214, 225, 231, 232, 387, 421
CPC F04B 35/06; F04B 35/04; F04B 35/002; F04C 18/16; F04C 18/34; F04C 29/0085; F04C 2210/128; F04C 2210/147; F04C 2210/208; F04D 13/06; F04D 29/041; F04D 29/22; F04D 29/60; F04D 29/605

See application file for complete search history.

(56) **References Cited**

U.S. PATENT DOCUMENTS

D289,297 S * 4/1987 Liu D15/7
D289,523 S * 4/1987 Fussell D15/9
D296,104 S * 6/1988 Hung D15/9
D311,897 S * 11/1990 Moore D13/107
D354,753 S * 1/1995 Turner, III D15/7
D394,068 S * 5/1998 Pollrich D15/9
5,939,858 A * 8/1999 Dodd H02J 7/0042
320/107
D429,736 S * 8/2000 Flynn D15/7

OTHER PUBLICATIONS

Ankul, GX CS3 Air Compressor, (first available date Nov. 3, 2019), Amazon.com website, URL:<<https://www.amazon.com/dp/B0819ZH85H>> (Year: 2019).*

(Continued)

Primary Examiner — Calvin E Vansant
Assistant Examiner — Mark T. Philipps

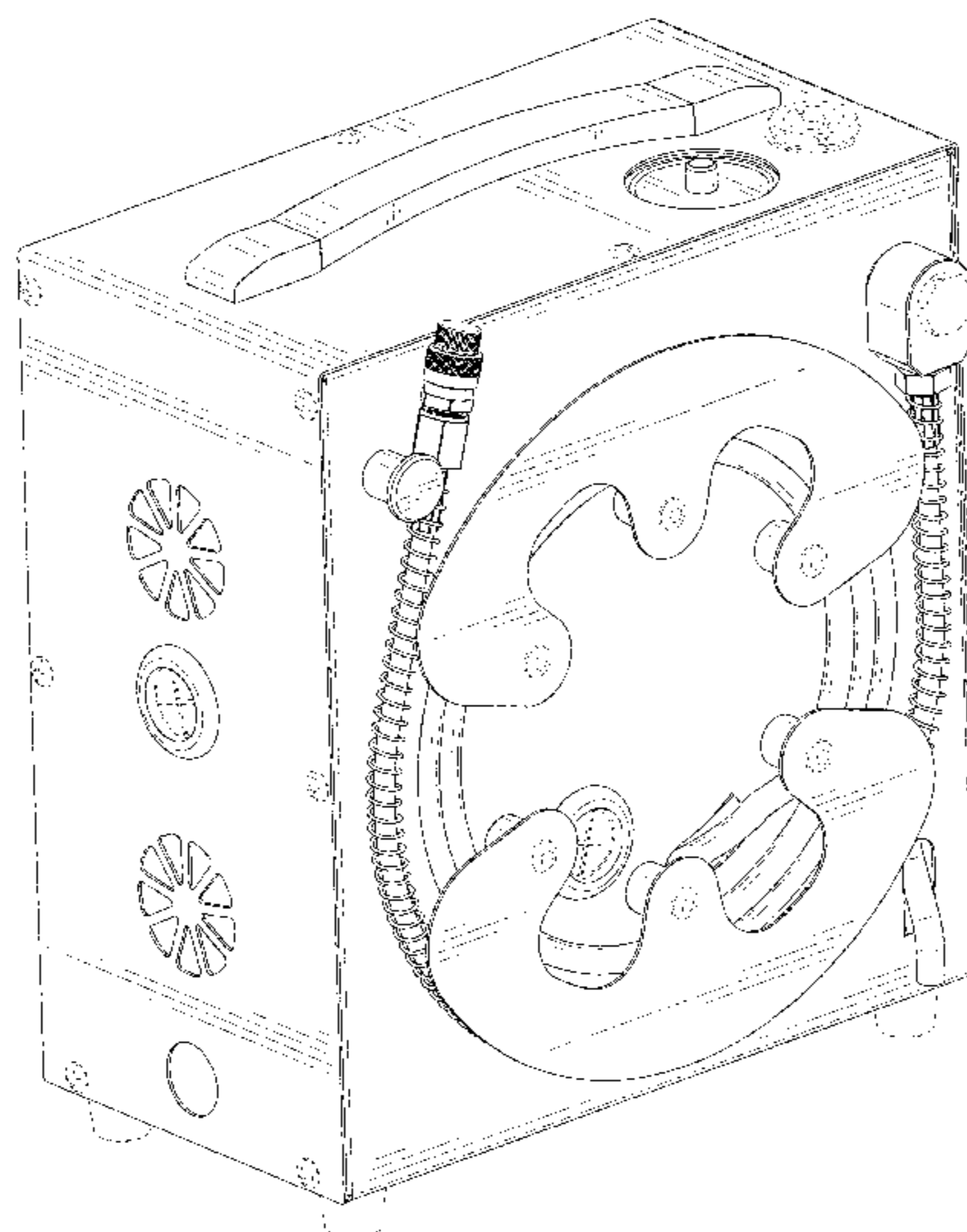
(57) **CLAIM**

The ornamental design for an electric pump, as shown and described.

DESCRIPTION

FIG. 1 is a perspective view of an electric pump showing my new design;
FIG. 2 is another perspective view thereof;
FIG. 3 is a front elevational view thereof;
FIG. 4 is a rear elevational view thereof;
FIG. 5 is a left side elevational view thereof;
FIG. 6 is a right side elevational view thereof;
FIG. 7 is a top plan view thereof; and,
FIG. 8 is a bottom plan view thereof.
The broken lines in the drawings depict portions of the electric pump that form no part of the claimed design.

1 Claim, 8 Drawing Sheets



(56)

References Cited

U.S. PATENT DOCUMENTS

D885,445 S * 5/2020 Moser D15/9
D890,089 S * 7/2020 Yin D13/107
D920,403 S * 5/2021 Gou D15/144
D924,288 S * 7/2021 Lowther D15/144
2017/0225257 A1 * 8/2017 Lapelosa A46B 7/044

OTHER PUBLICATIONS

JZ, "Excellent PCP Air Compressor! A Very Happy Customer for my Air Rifle Fun!", (amazon review posted Mar. 10, 2020), Amazon.com website, URL:<https://www.amazon.com/gp/customer-reviews/R88SFG41CGN3R?ref=va_cr_lb> (Year: 2020).*

* cited by examiner

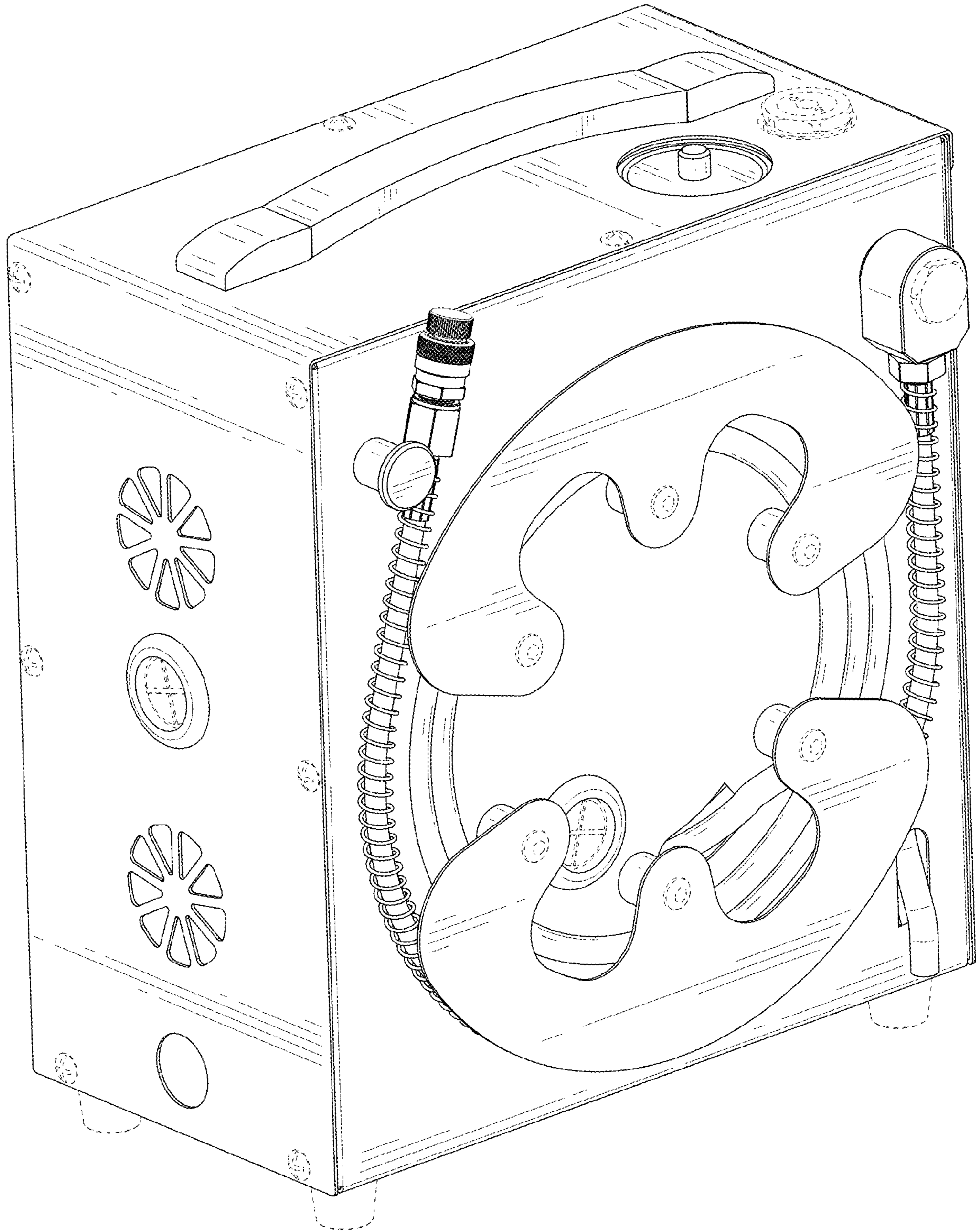


FIG. 1




FIG. 2

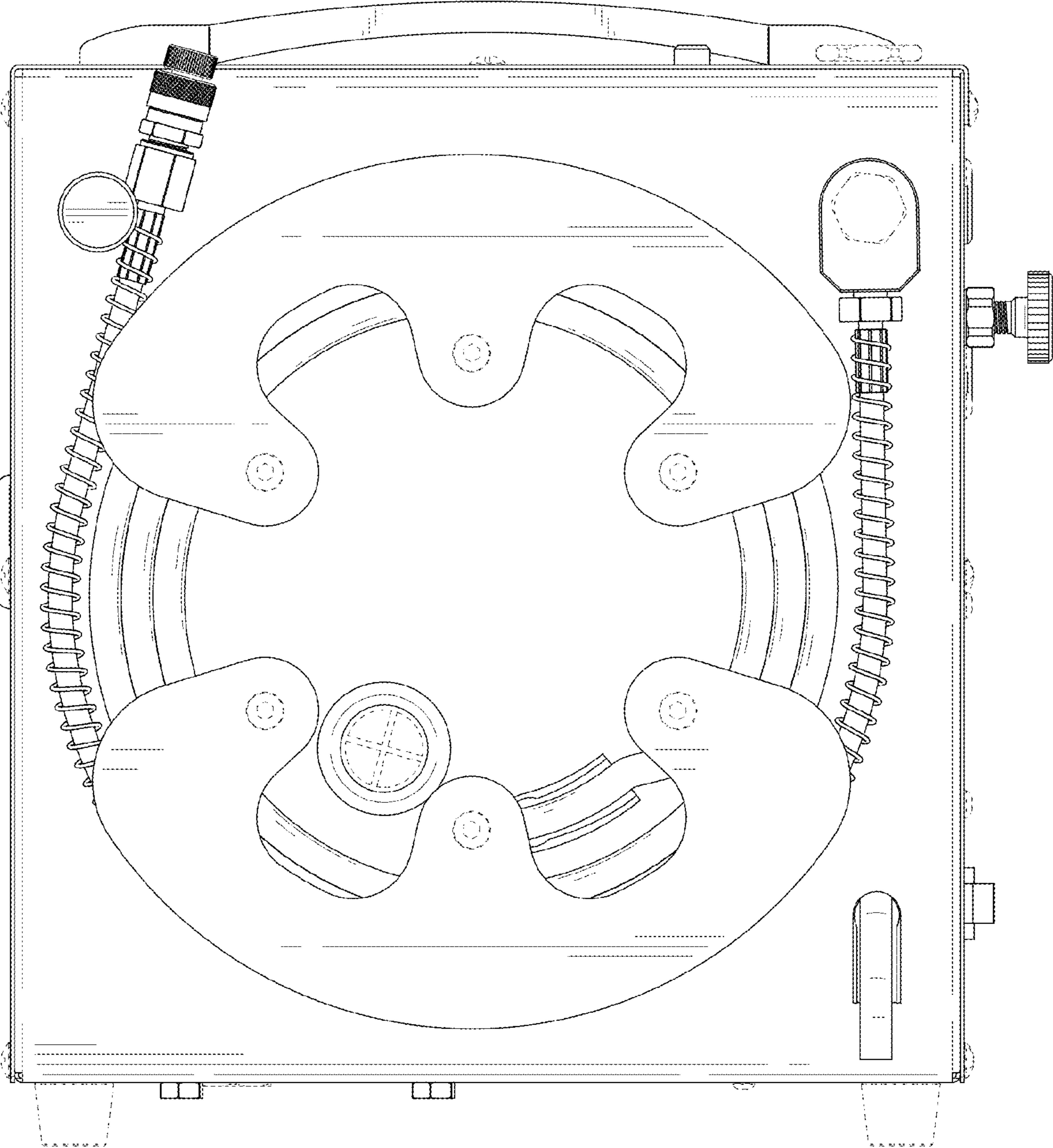


FIG. 3

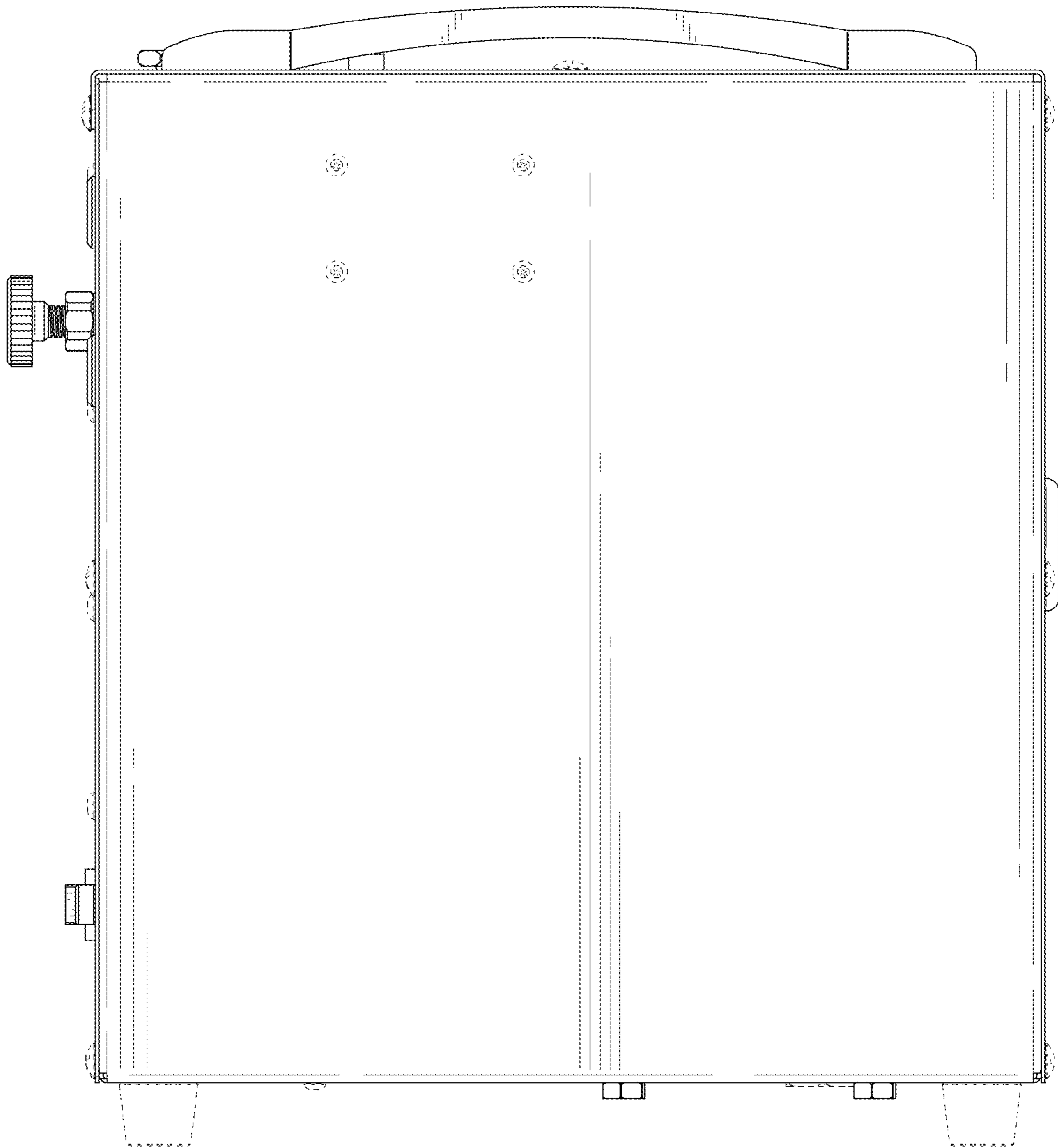


FIG. 4

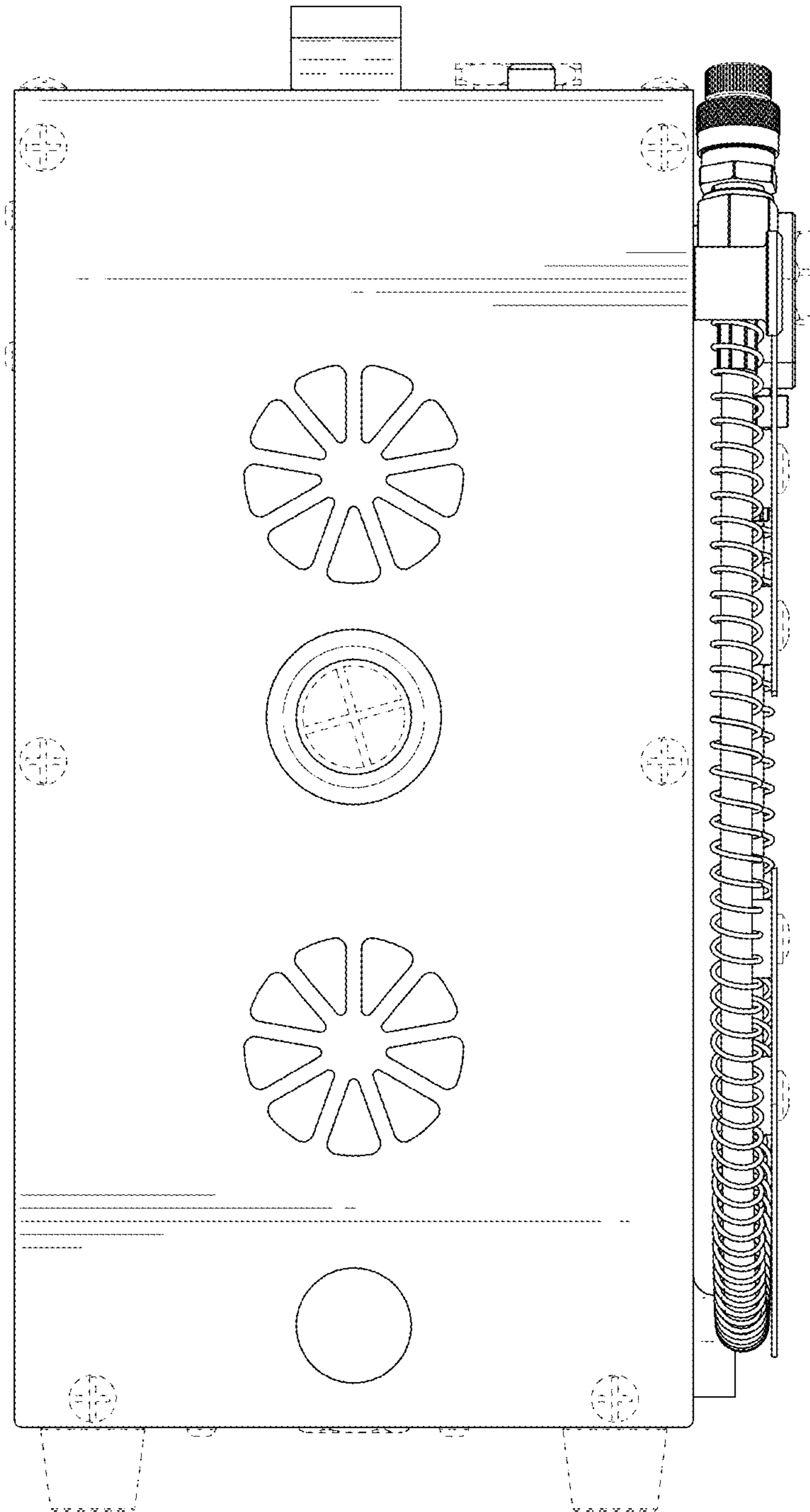


FIG. 5

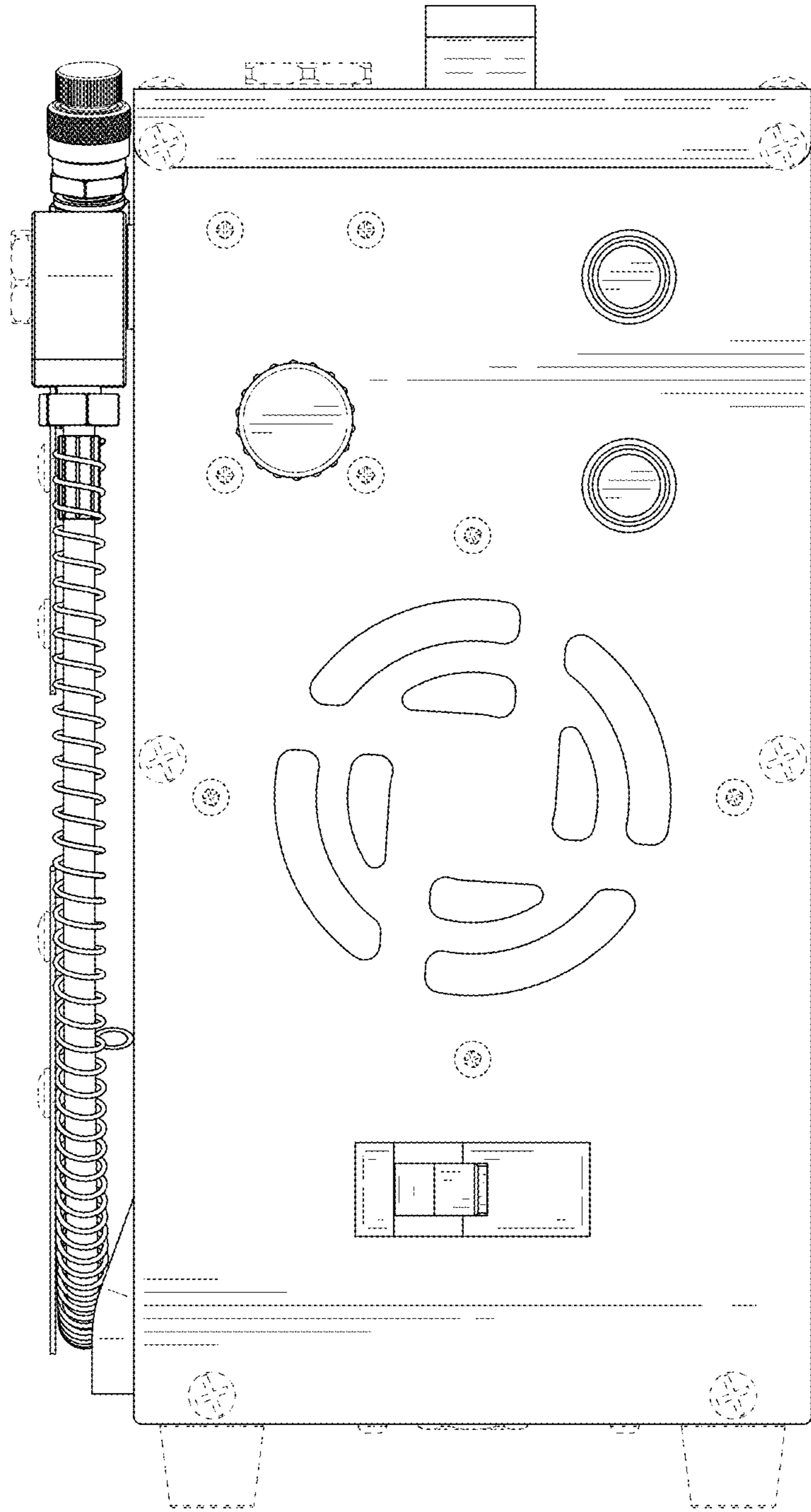


FIG. 6

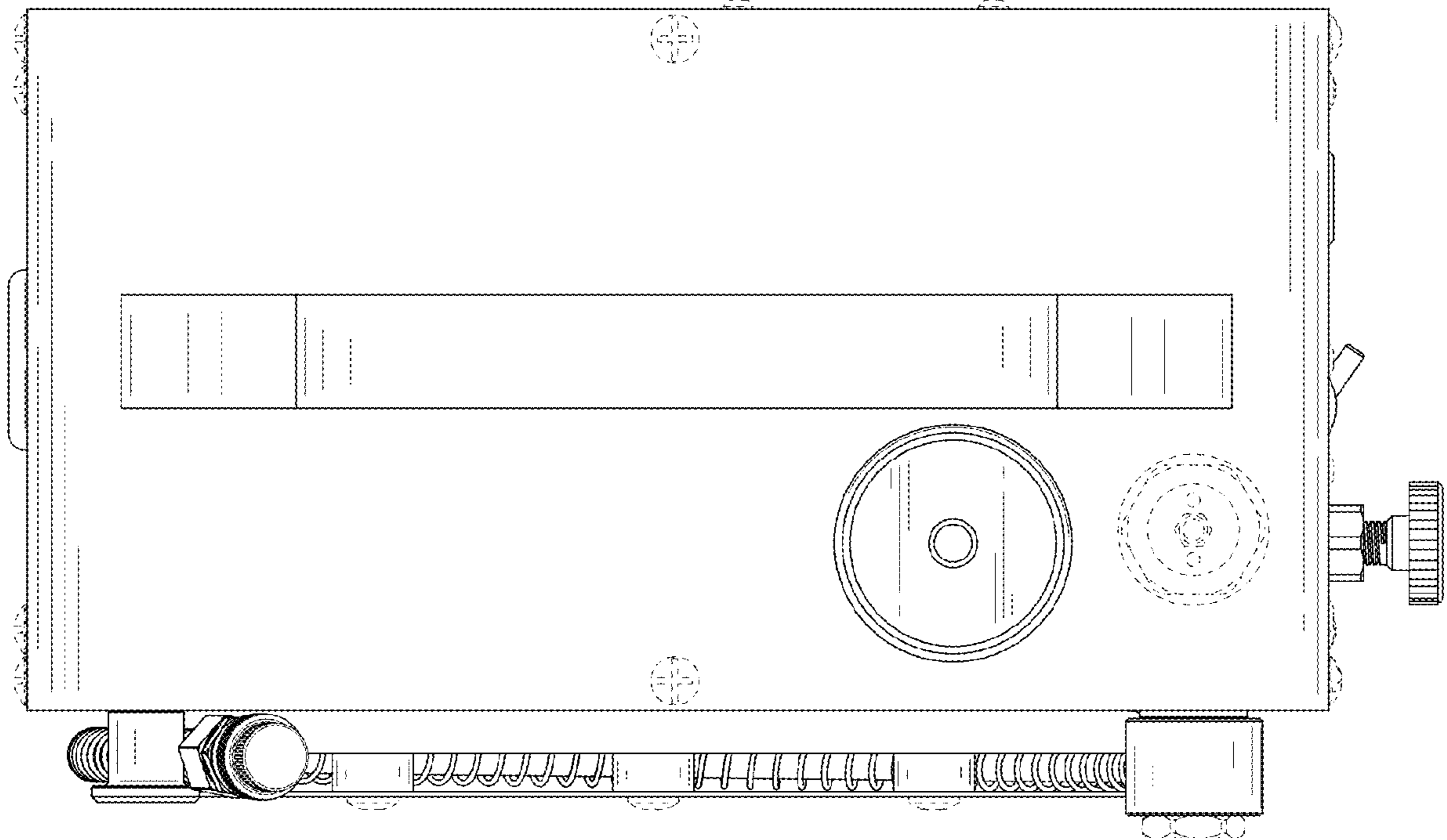


FIG. 7

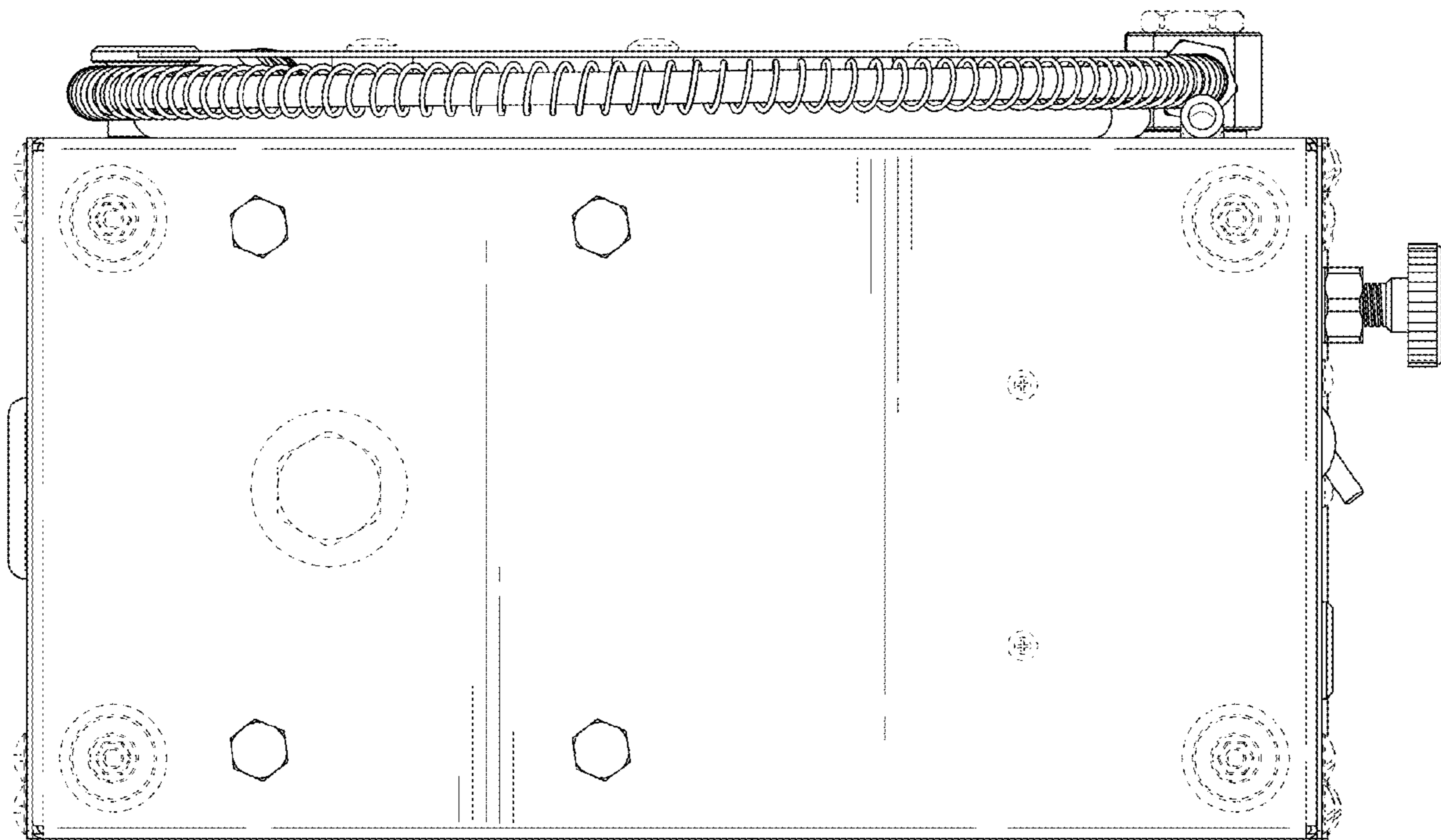


FIG. 8